



NÆSBY U19

27/05/2017  
U19 DIVISION 2016/2017

0 - 0



NÆSTVED U19

🔗 - 📺 - 🕒 94' (46 + 48)

1	GKP	J. Gadkjær ('99)			1	GKP	C. Petersen ('97)		
13	DEF	R. Espersen ('99)	49'	🟡	23	DEF	J. Mortensen ('98)		
6	DEF	J. Hansen ('98)	60'	🔴	5	DEF	O. Friss ('99)		
4	DEF	M. Damsbo ('98)	70'	🟡	3	DEF	M. Küçük ('97)		
2	DEF	K. Lehm ('98)	91'	🟡	20	MID	P. Stenbek ('99)		
12	MID	O. Danielsen ('99)	56'	🔴	12	MID	A. Jungling ('98)	46'	🔴
5	MID	P. Plougmann ('99)	80'	🔴	8	MID	D. Grøndlund ('98)	70'	🔴
10	MID	M. De Claville Bertelsen ('98)			6	MID	E. Nielsen ('99)		
7	MID	T. Larsen ('98)			19	FWD	B. Damgaard Nielsen ('56)		🔴
18	MID	K. Petersen ('99)			9	FWD	S. Gaardhøje ('99)		
11	FWD	M. Dongsted ('99)			22	FWD	G. Mansø ('98)		

### SUBSTITUTES

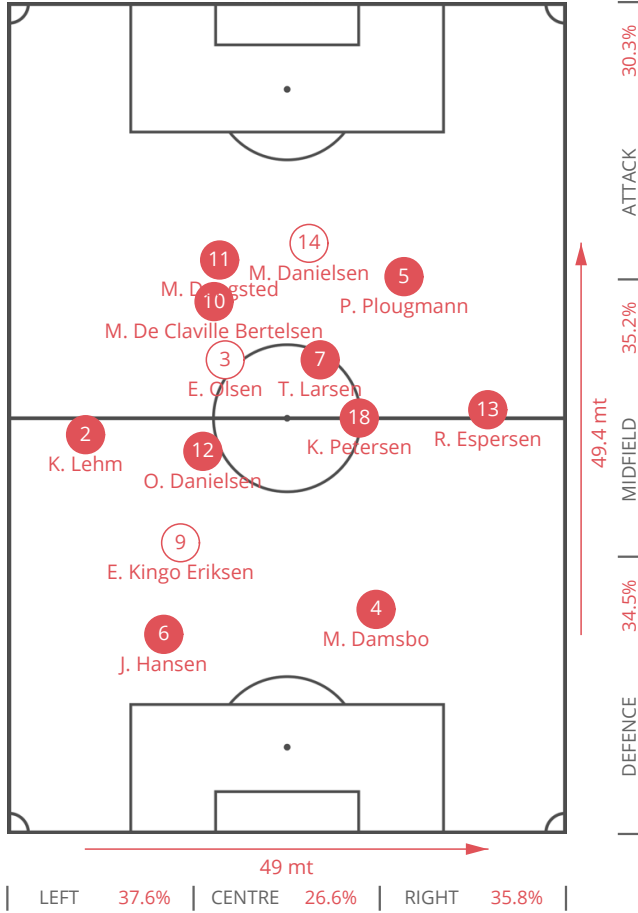
9	DEF	E. Kingo Eriksen ('98)	60'	🟢	13	DEF	M. Bonaya ('98)	70'	🟢
14	MID	M. Danielsen ('99)	80'	🟢	2	DEF	J. Larsen ('98)	46'	🟢
3	MID	E. Olsen ('99)	56'	🟢	21	MID	M. Kristensen ('98)	56'	🟢

NÆSBY U19

AVERAGE POSITIONS

● STARTERS

○ SUBSTITUTES



PLAYERS

2	DEF	K. Lehm
13	DEF	R. Espersen
4	DEF	M. Damsbo
6	DEF	J. Hansen
12	MID	O. Danielsen
10	MID	M. De Claville Bertelsen
5	MID	P. Plougmann
18	MID	K. Petersen
7	MID	T. Larsen
11	FWD	M. Dongsted
9	DEF	E. Kingo Eriksen
3	MID	E. Olsen
14	MID	M. Danielsen



4-4-2

Used from 0' >> 56'



4-1-4-1

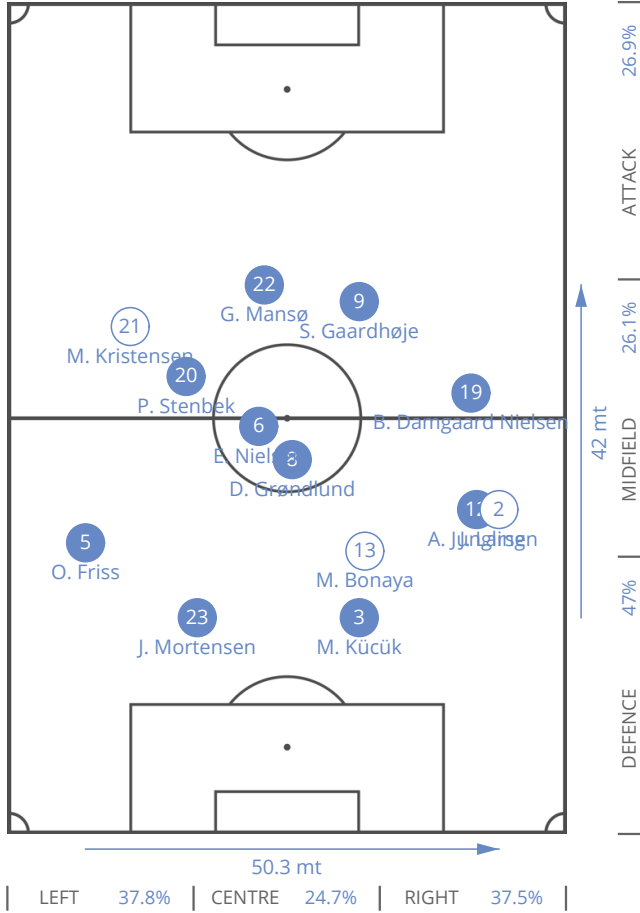
Used from 79' >> 94'

NÆSTVED U19

AVERAGE POSITIONS

● STARTERS

○ SUBSTITUTES



PLAYERS

5	DEF	O. Friss
23	DEF	J. Mortensen
3	DEF	M. Küçük
20	MID	P. Stenbek
6	MID	E. Nielsen
8	MID	D. Grøndlund
12	MID	A. Jungling
9	FWD	S. Gaardhøje
22	FWD	G. Mansø
19	FWD	B. Damgaard Nielsen
2	DEF	J. Larsen
13	DEF	M. Bonaya
21	MID	M. Kristensen



4-4-2

Used from 0' >> 45'



NÆSBY U19



NÆSTVED U19

	1 HALF	2 HALF	TOTAL	1 HALF	2 HALF	TOTAL
GENERALS						
BALL POSSESSION	21 min	20 min	41 min	15 min	14 min	29 min
AVERAGE POSITION	49.5 mt	53 mt	51.25 mt	47.6 mt	45.8 mt	46.7 mt
CORNERS	0	2	2	2	1	3
FREE KICK CROSS	0	2	2	3	2	5
FREE KICK SHOT	0	1	1	0	0	0
FOULS	4	4	8	3	8	11
OFFSIDES	2	0	2	1	0	1
CONSTRUCTION						
PASSES (% ACCURATE)	310 (88.4%)	229 (83.4%)	539 (86.3%)	170 (81.8%)	150 (77.3%)	320 (79.7%)
- Final Third Entries (% Accurate)	75 (84%)	55 (76.4%)	130 (80.8%)	30 (60%)	23 (56.5%)	53 (58.5%)
- Other (% Accurate)	235 (89.8%)	174 (85.6%)	409 (88%)	140 (86.4%)	127 (81.1%)	267 (83.9%)
LONG PASSES (% ACCURATE)	33 (48.5%)	35 (51.4%)	68 (50%)	20 (25%)	25 (36%)	45 (31.1%)
THROUGH PASSES (% ACCURATE)	(0%)	5 (0%)	5 (0%)	1 (100%)	(0%)	1 (100%)
COUNTERATTACKS	3	3	6	2	0	2
ACTIONS STARTED BY GOALKEEPER	27	16	43	15	25	40
- Long pass	0	1	1	8	11	19
- LOW	27	15	42	7	14	21
-- % Right	37%	46.7%	40.5%	14.3%	42.9%	33.3%
-- % Left	51.9%	33.3%	45.2%	14.3%	0%	4.8%
-- % Center	11.1%	20%	14.3%	71.4%	57.1%	61.9%
-- % Failed	0%	0%	0%	0%	0%	0%



NÆSBY U19



NÆSTVED U19

	1 HALF	2 HALF	TOTAL	1 HALF	2 HALF	TOTAL
ATTACKING PLAY						
OPPORTUNITY (% SUCCESSFUL)	3 (0%)	4 (0%)	7 (0%)	1 (0%)	3 (0%)	4 (0%)
SHOTS	6	6	12	3	3	6
Shot from outside of penalty area	3	3	6	1	2	3
Shot from inside of penalty area	3	3	6	2	1	3
ACTIONS FINALIZATION	15	16	31	9	8	17
- Shot from outside of penalty area	3	3	6	1	2	3
- CROSSES	2	3	5	1	0	1
-- From left (%)	0	0	0 (0%)	1 (100%)	0	1 (100%)
-- From right (%)	2 (100%)	3 (100%)	5 (100%)	0	0	0 (0%)
- Build-Up play	4	4	8	1	2	3
- Long ball	2	2	4	3	0	3
DEFENSIVE						
SAVES	0	2	2	2	5	7
CLEARANCES	8	2	10	3	5	8
- Low	0	0	0	0	0	0
- High	8	2	10	3	5	8
BALL RECOVERY	40	30	70	32	39	71
- End action	16	12	28	8	14	22
- Real recovery	15	15	30	14	18	32
- Temporary recovery	9	3	12	10	7	17
FINAL THIRD ENTRIES	32	34	66	24	25	49
FOULS NEAR THE BOX	1	1	2	0	1	1

TERRITORIAL COVERAGE



NÆSBY U19



NÆSTVED U19

● FIRST HALF

○ SECOND HALF

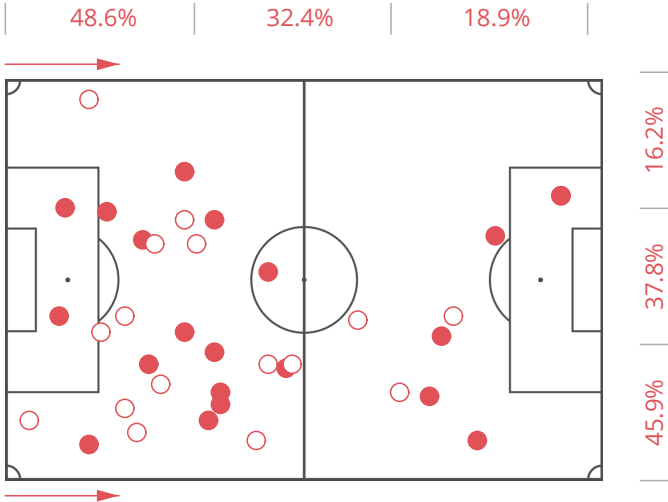
● FIRST HALF

○ SECOND HALF

37

BALL POSSESSION RECOVERY

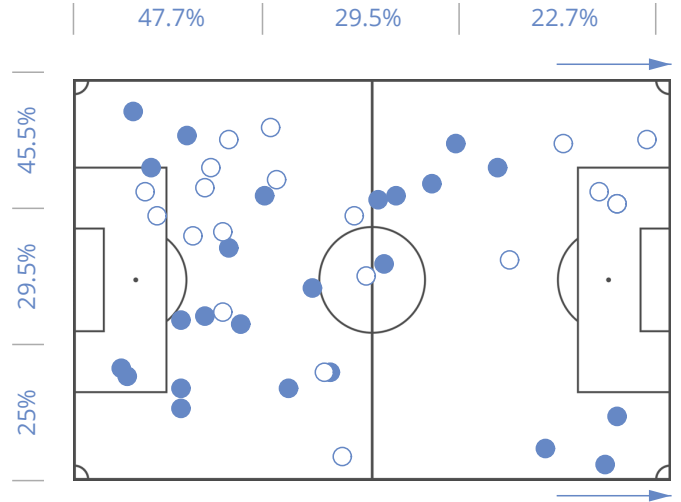
44



BEST PLAYERS

WORST PLAYERS

M. Damsbo (90')	13	T. Larsen (90')	1
K. Petersen (90')	6	M. Dongsted (90')	1
R. Espersen (90')	4	O. Danielsen (56')	1
M. De Claville Bertelsen (90')	3	E. Kingo Eriksen (30')	1
P. Plougmann (80')	3	K. Lehm (90')	2



BEST PLAYERS

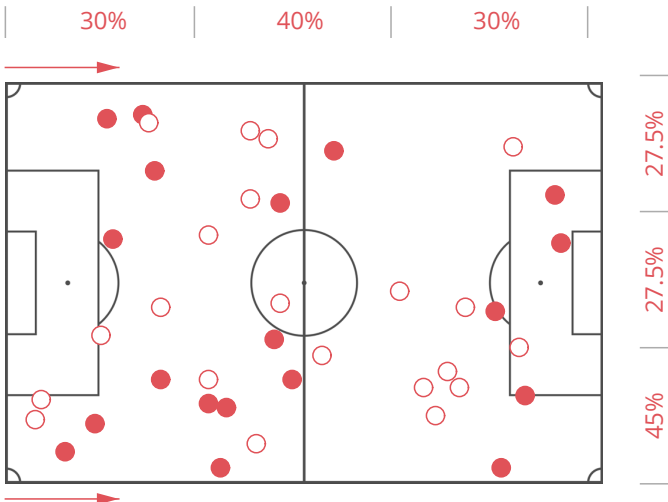
WORST PLAYERS

G. Mansø (90')	9	D. Grøndlund (70')	1
J. Mortensen (90')	6	J. Larsen (44')	1
O. Friss (90')	5	E. Nielsen (90')	2
P. Stenbek (90')	4	S. Gaardhøje (90')	2
M. Küçük (90')	4	B. Damgaard Nielsen (56')	2

40

BALL POSSESSION LOSS

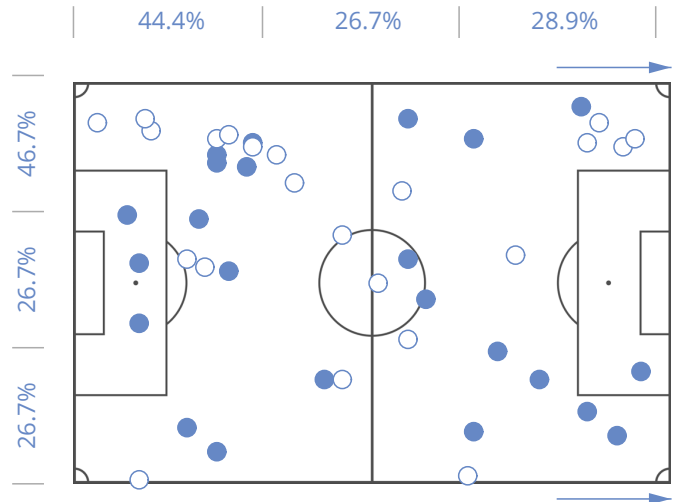
45



BEST PLAYERS

WORST PLAYERS

J. Hansen (60')	1	M. Damsbo (90')	9
M. Danielsen (10')	1	K. Petersen (90')	5
M. De Claville Bertelsen (90')	2	R. Espersen (90')	5
P. Plougmann (80')	2	K. Lehm (90')	4
T. Larsen (90')	3	M. Dongsted (90')	4



BEST PLAYERS

WORST PLAYERS

M. Küçük (90')	1	O. Friss (90')	12
J. Larsen (44')	1	P. Stenbek (90')	6
M. Bonaya (20')	1	J. Mortensen (90')	5
A. Jungling (46')	2	S. Gaardhøje (90')	4
M. Kristensen (34')	2	G. Mansø (90')	4

TERRITORIAL COVERAGE



NÆSBY U19



NÆSTVED U19

● FIRST HALF

○ SECOND HALF

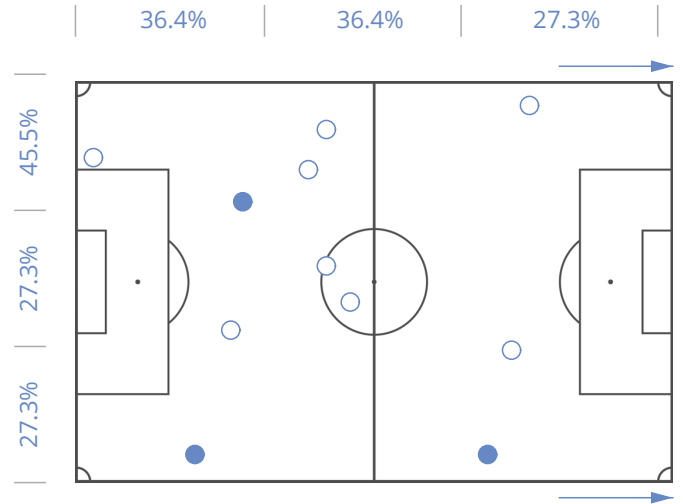
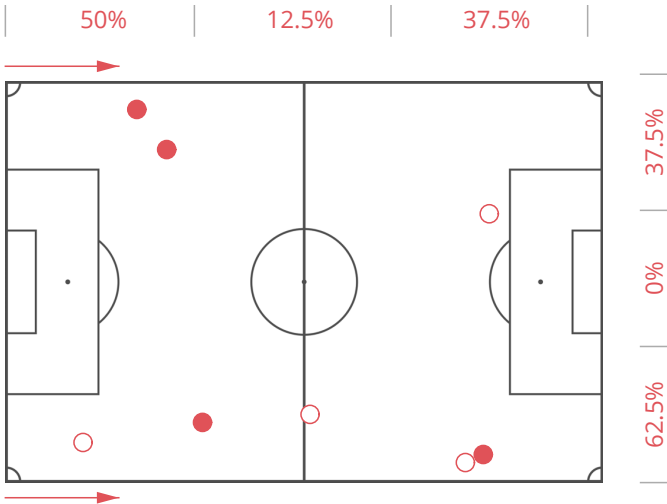
● FIRST HALF

○ SECOND HALF

8

FOULS COMMITTED

11



WORST PLAYERS

M. Damsbo (90')	3
K. Lehm (90')	2
K. Petersen (90')	1
P. Plougmann (80')	1
O. Danielsen (56')	1

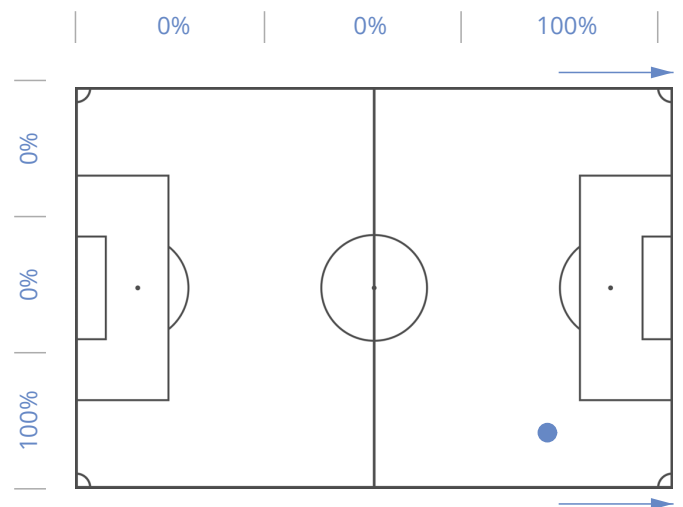
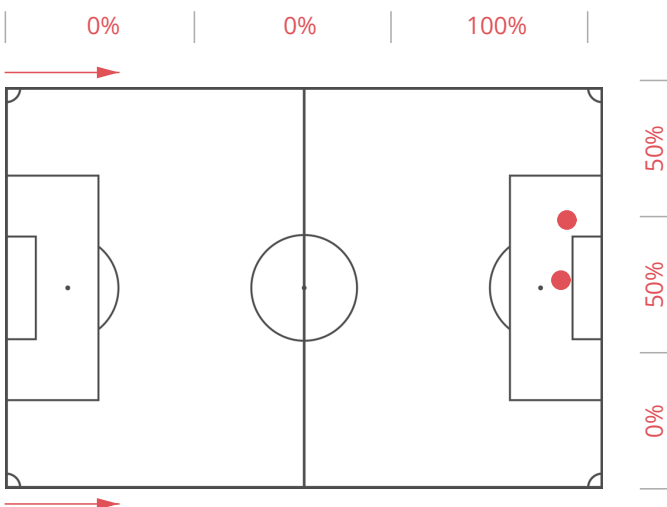
WORST PLAYERS

M. Küçük (90')	3
J. Mortensen (90')	2
S. Gaardhøje (90')	2
M. Kristensen (34')	2
E. Nielsen (90')	1

2

OFFSIDES

1



WORST PLAYERS

K. Lehm (90')	2
---------------	---

WORST PLAYERS

S. Gaardhøje (90')	1
--------------------	---

TERRITORIAL COVERAGE



NÆSBY U19



NÆSTVED U19

● FIRST HALF

○ SECOND HALF

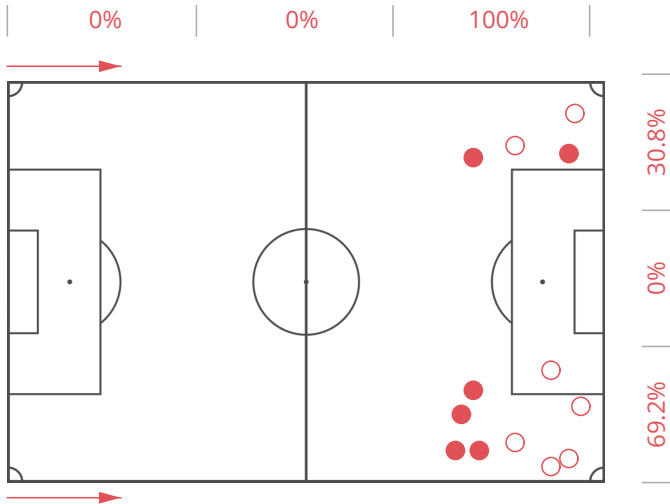
● FIRST HALF

○ SECOND HALF

13

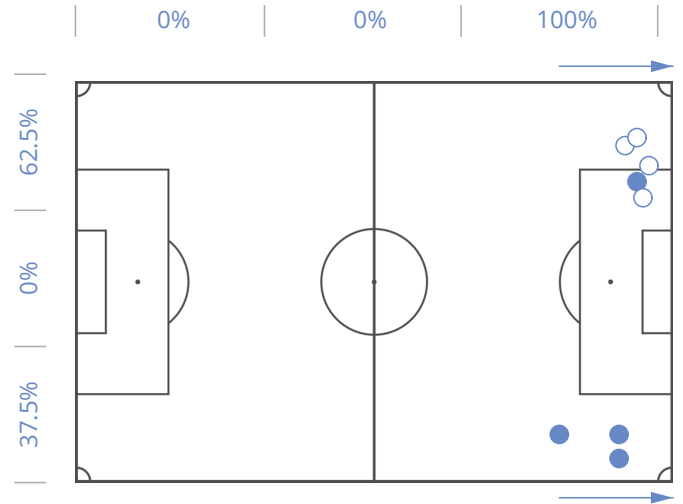
CROSSES

8



BEST PLAYERS

K. Lehm (90')	3
M. De Claville Bertelsen (90')	2
R. Espersen (90')	2
T. Larsen (90')	1
M. Dongsted (90')	1



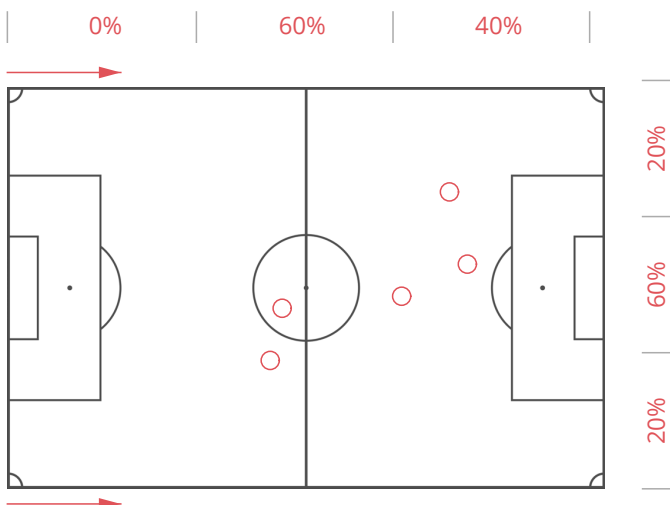
BEST PLAYERS

P. Stenbek (90')	2
M. Kristensen (34')	2
S. Gaardhøje (90')	1
G. Mansø (90')	1
B. Damgaard Nielsen (56')	1

5

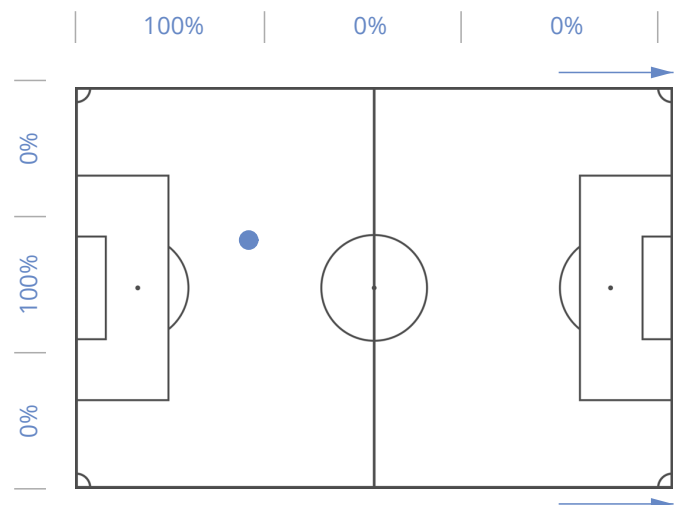
THROUGH PASSES

1



BEST PLAYERS

M. De Claville Bertelsen (90')	3
M. Damsbo (90')	1
M. Dongsted (90')	1



BEST PLAYERS

E. Nielsen (90')	1
------------------	---



DUELS

● FIRST HALF

○ SECOND HALF



NÆSBY U19



NÆSTVED U19

● WON

● NEUT.

● LOST

● WON

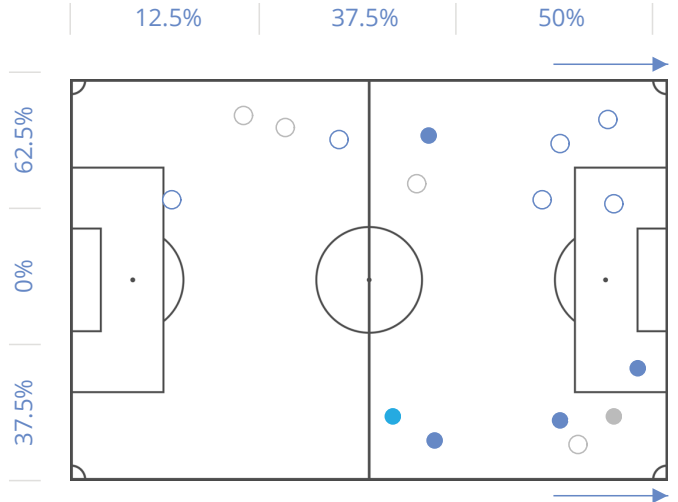
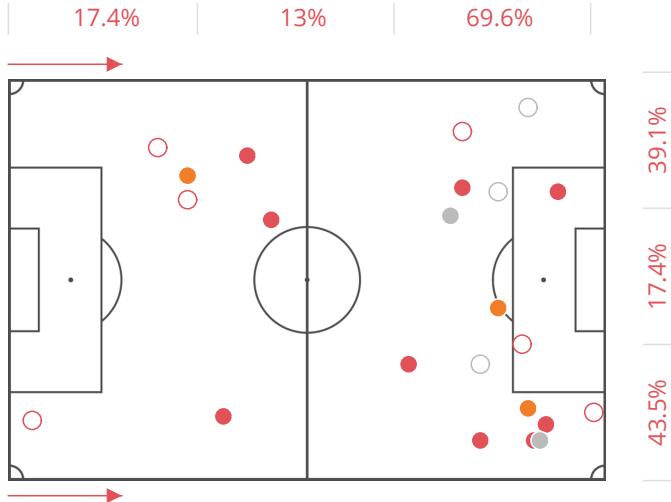
● NEUT.

● LOST

23

1 VS 1 DRIBBLING

16



BEST PLAYERS

	DUELS	WON	NEUT.	LOST
R. Espersen (90')	6	5	1	0
M. Dongsted (90')	5	3	0	2
M. De Claville Bertelsen (90')	1	0	0	2
K. Lehm (90')	2	2	0	0
K. Petersen (90')	2	2	0	0

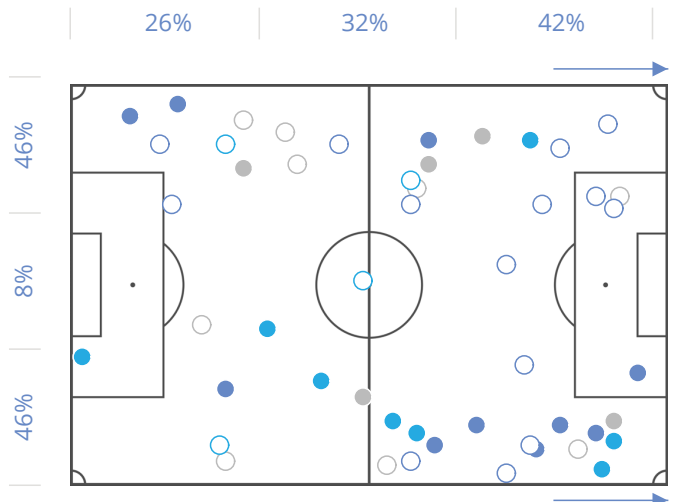
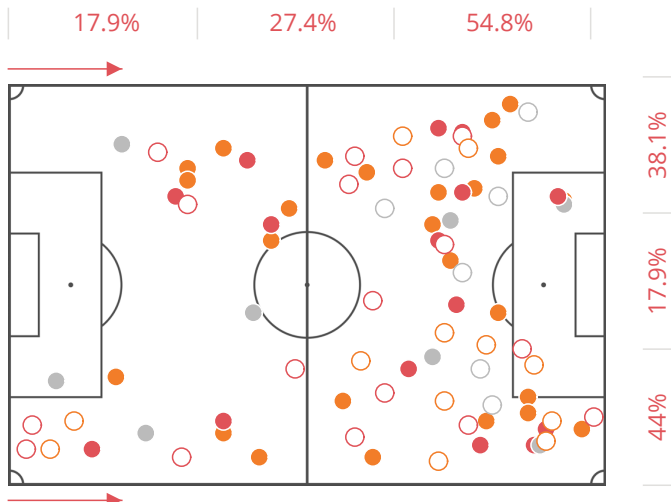
BEST PLAYERS

	DUELS	WON	NEUT.	LOST
G. Mansø (90')	7	6	0	1
M. Kristensen (34')	4	2	0	2
S. Gaardhøje (90')	2	1	1	0
P. Stenbek (90')	1	0	0	1
B. Damgaard Nielsen (56')	1	1	0	0

87

ATTACKING DUELS

56



BEST PLAYERS

	DUELS	WON	NEUT.	LOST
R. Espersen (90')	18	7	10	1
M. De Claville Bertelsen (90')	3	6	5	
M. Dongsted (90')	12	5	4	3
T. Larsen (90')	10	3	6	1
P. Plougmann (80')	7	3	3	1

BEST PLAYERS

	DUELS	WON	NEUT.	LOST
G. Mansø (90')	16	11	3	2
S. Gaardhøje (90')	11	5	4	2
M. Kristensen (34')	5	2	1	2
J. Larsen (44')	4	1	1	2
P. Stenbek (90')	3	0	1	2

DUELS

● FIRST HALF

○ SECOND HALF



NÆSBY U19



NÆSTVED U19

● WON

● NEUT.

● LOST

● WON

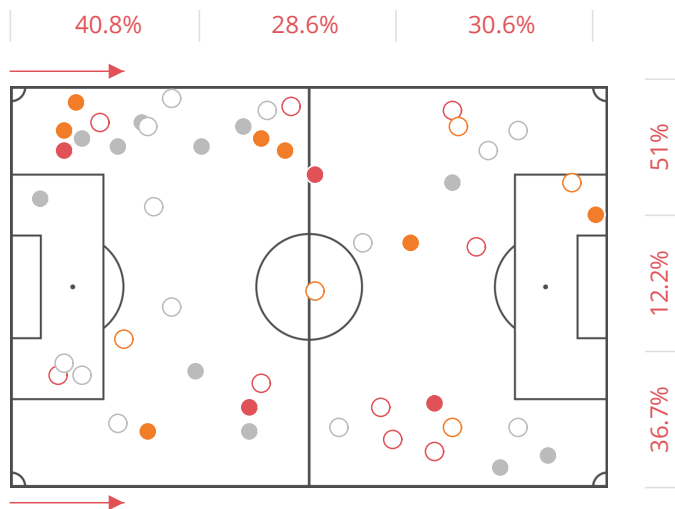
● NEUT.

● LOST

56

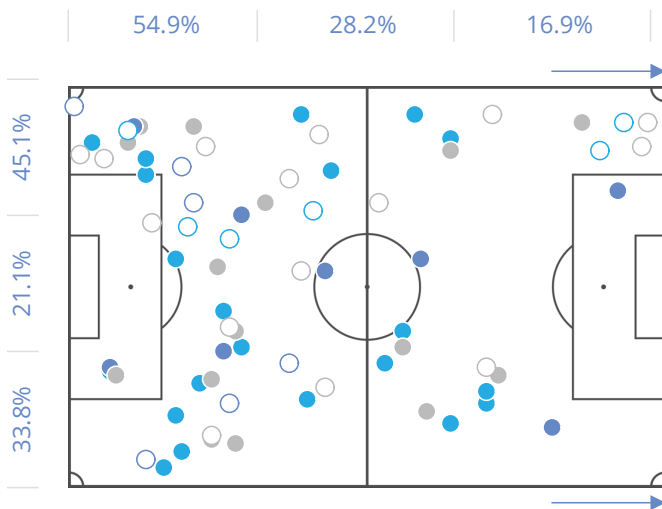
DEFENSIVE DUELS

87



BEST PLAYERS

	DUELS	WON	NEUT.	LOST
M. Damsbo (90')	8	3	0	5
K. Lehm (90')	7	1	2	4
K. Petersen (90')	6	2	1	3
R. Espersen (90')	6	2	2	2
J. Hansen (60')	5	0	2	3



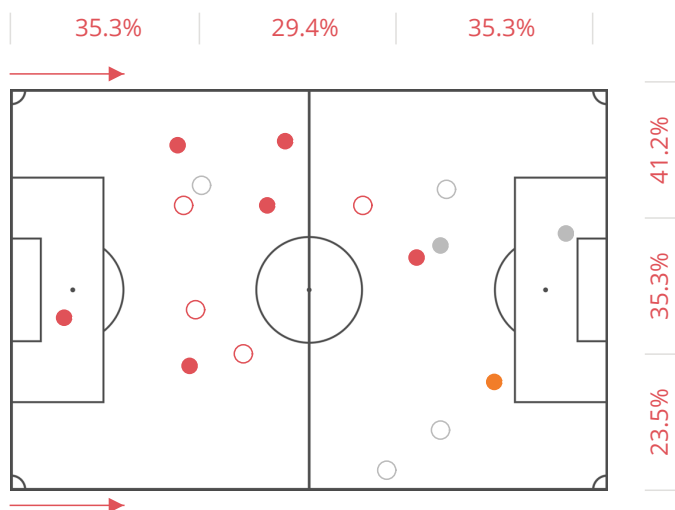
BEST PLAYERS

	DUELS	WON	NEUT.	LOST
G. Mansø (90')	10	2	4	4
D. Grøndlund (70')	9	2	2	5
O. Friss (90')	8	3	2	3
P. Stenbek (90')	8	2	4	2
M. Küçük (90')	8	1	3	4

19

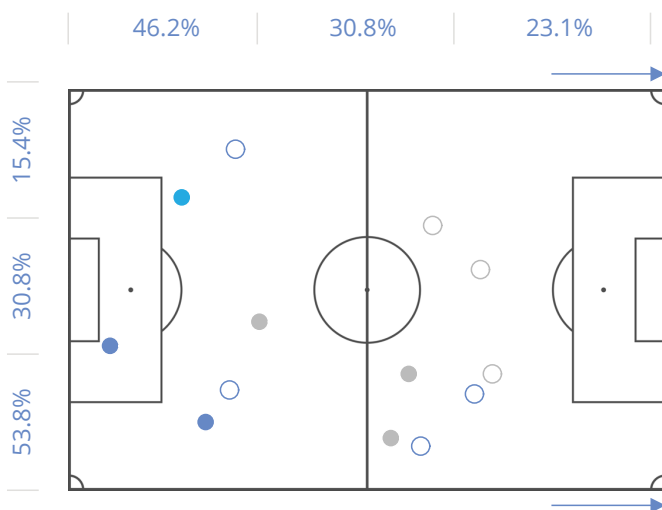
AERIAL DUELS

19



BEST PLAYERS

	DUELS	WON	NEUT.	LOST
M. Damsbo (90')	4	4	0	0
K. Petersen (90')	2	1	0	1
M. De Claville Bertelsen (90')	1	0	0	1
O. Danielsen (56')	2	1	0	1
E. Kingo Eriksen (30')	2	1	0	1



BEST PLAYERS

	DUELS	WON	NEUT.	LOST
S. Gaardhøje (90')	3	0	0	3
M. Küçük (90')	2	2	0	0
G. Mansø (90')	2	2	0	0
B. Damgaard Nielsen (56')	2	1	0	1
O. Friss (90')	1	0	1	0

DUELS GRID

NÆSTVED U19

NÆSBY U19

	1. C. Petersen	5. O. Friss	23. J. Mortensen	3. M. Küçük	20. P. Stenbek	6. E. Nielsen	8. D. Grøndlund	12. A. Jungling	9. S. Gaardhøje	22. G. Mansø	19. B. Damgaard Nielsen	2. J. Larsen	13. M. Bonaya	21. M. Kristensen
1. J. Gadkjær														
2. K. Lehm	1						1	1	3	2	3	1		
13. R. Espersen		4		1	7		1		1	5				6
4. M. Damsbo							2		4	6				
6. J. Hansen									5	1	1			
12. O. Danielsen						3	2	2	3	1	2			
10. M. De Claville Bertelsen			1	3		2	3	5		2	2	2		
5. P. Plougmann		4	2	3		1	3	1						
18. K. Petersen		3	1		3		1		3	5				
7. T. Larsen					2	2					1			
11. M. Dongsted			3	5	1		1	2				4	1	1
9. E. Kingo Eriksen									2	1				
3. E. Olsen		1	1							1		1		
14. M. Danielsen				1										2

△ AIR CHALL.

□ GROUND CHALL.

○ DRIBBLES

● WON BY NÆSBY U19

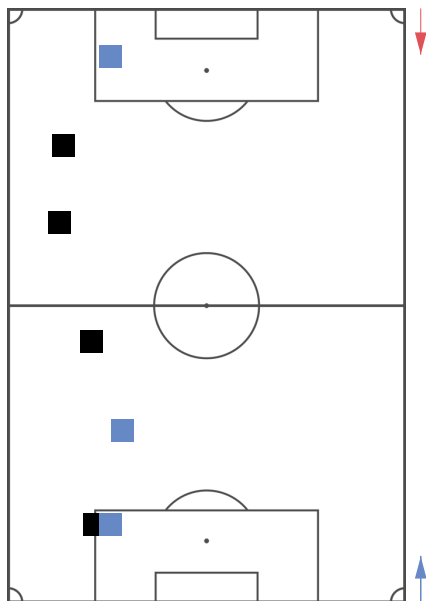
● WON BY NÆSTVED U19

● NEUTRAL DUELS

7

R. Espersen  
P. Stenbek

Næsby U19

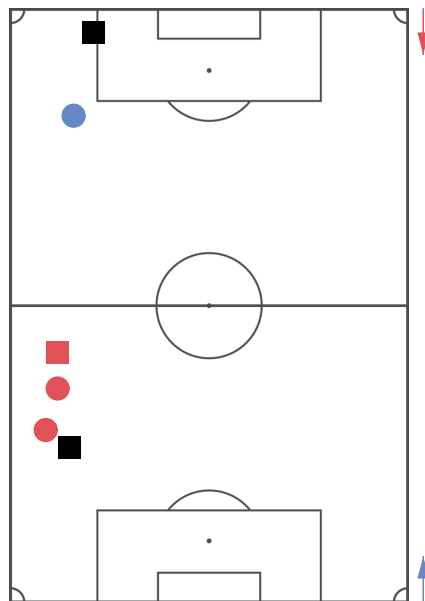


Næstved U19

6

R. Espersen  
M. Kristensen

Næsby U19

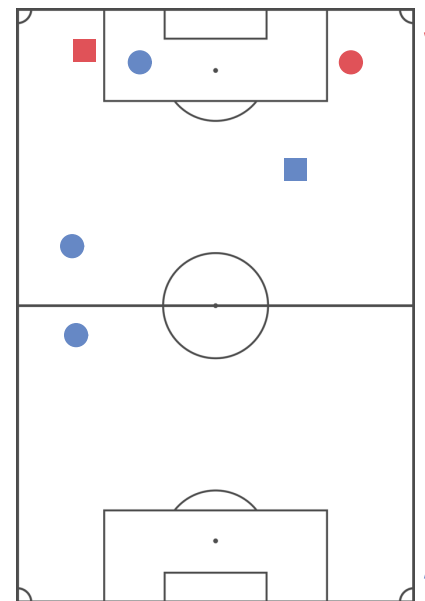


Næstved U19

6

M. Damsbo  
G. Mansø

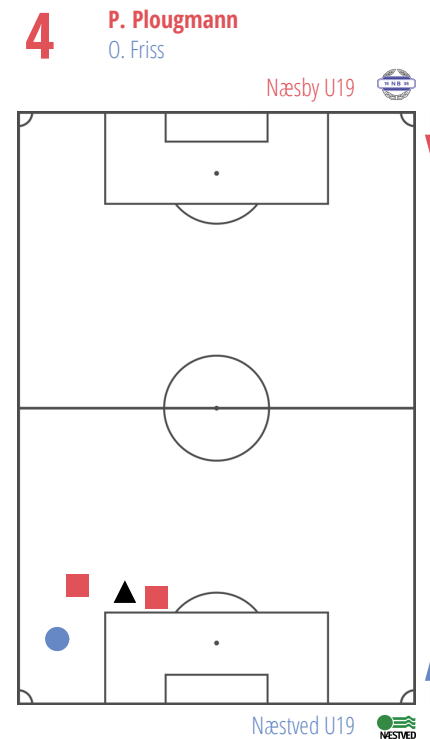
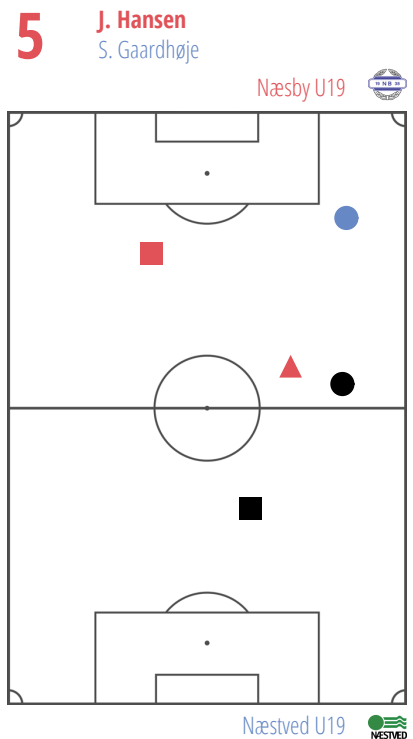
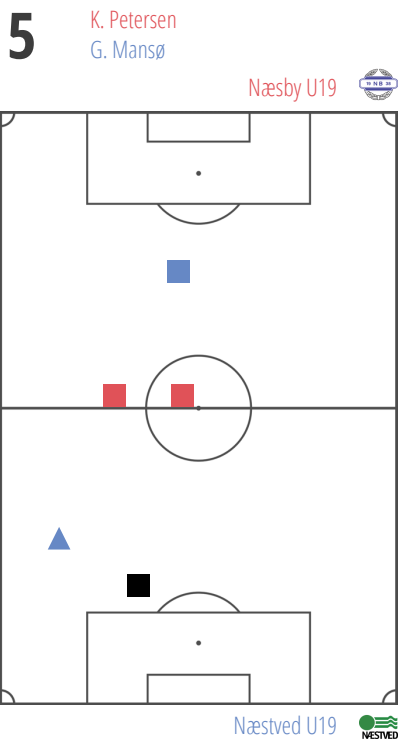
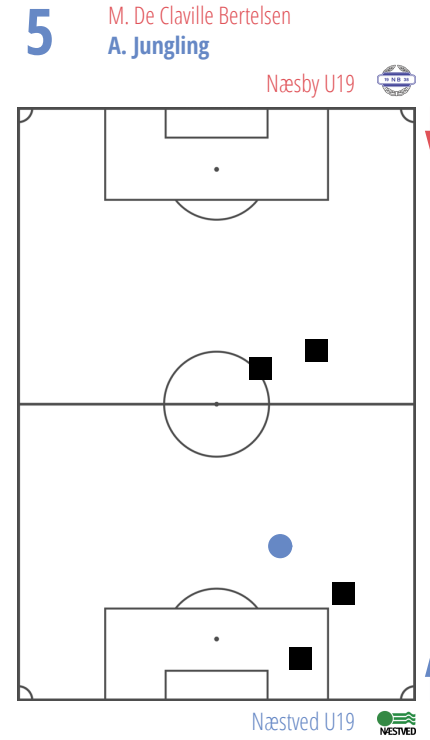
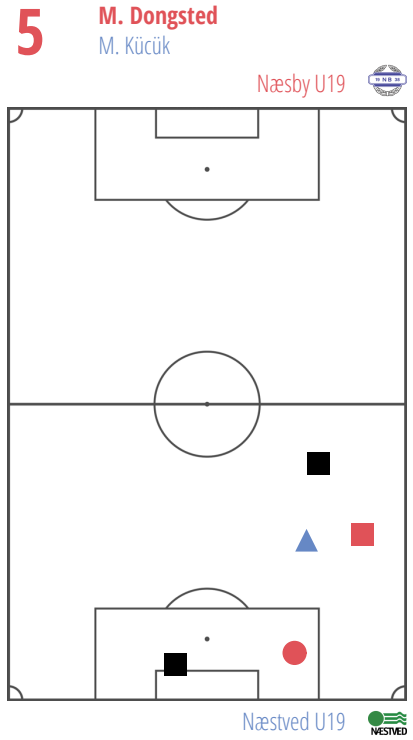
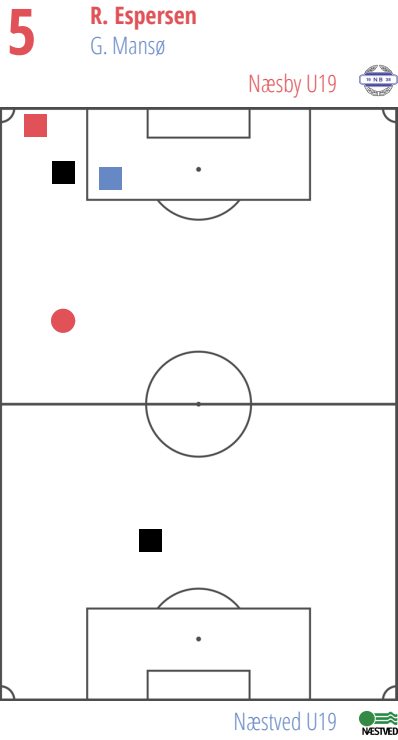
Næsby U19



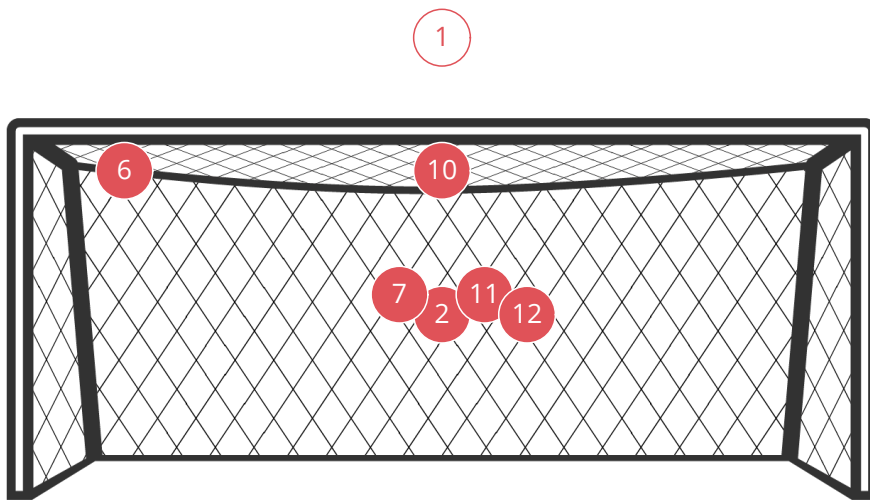

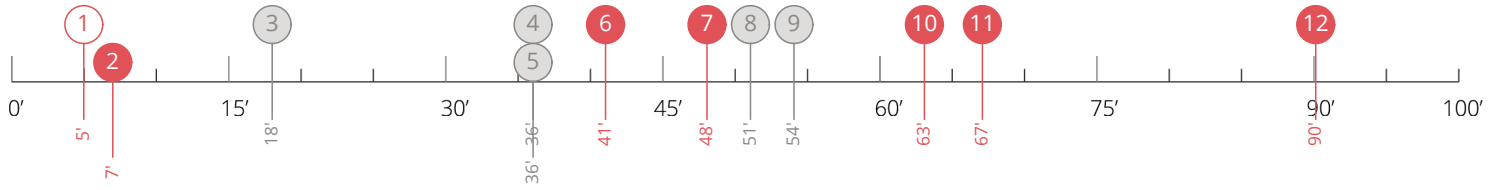
Næstved U19

DUELS GRID

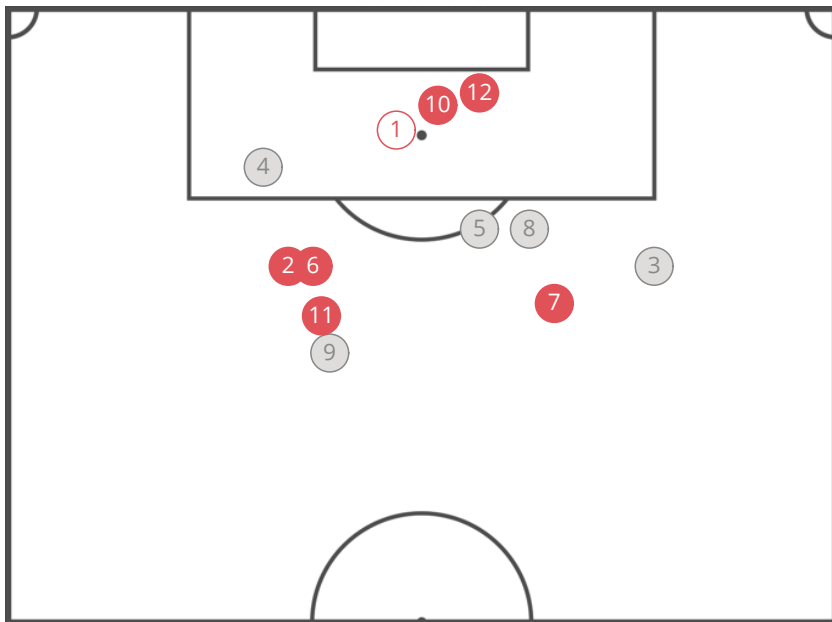
- WON BY NÆSBY U19
- WON BY NÆSTVED U19
- GROUND CHALL.
- AIR CHALL.
- DRIBBLES
- NEUTRAL DUELS



NÆSBY U19: GOALS AND STRIKES



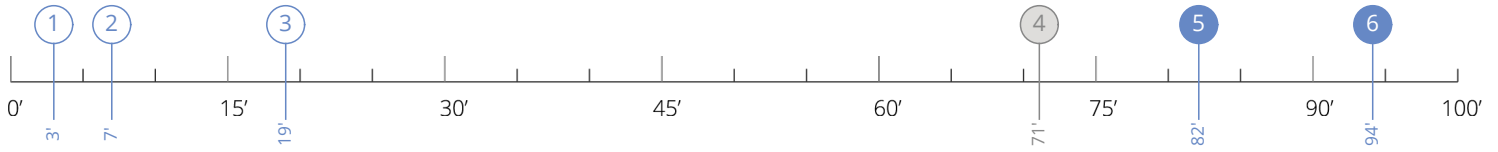
● ON TARGET     
 ○ OUT OF TARGET     
 ○ BLOCKED     
 ● GOAL



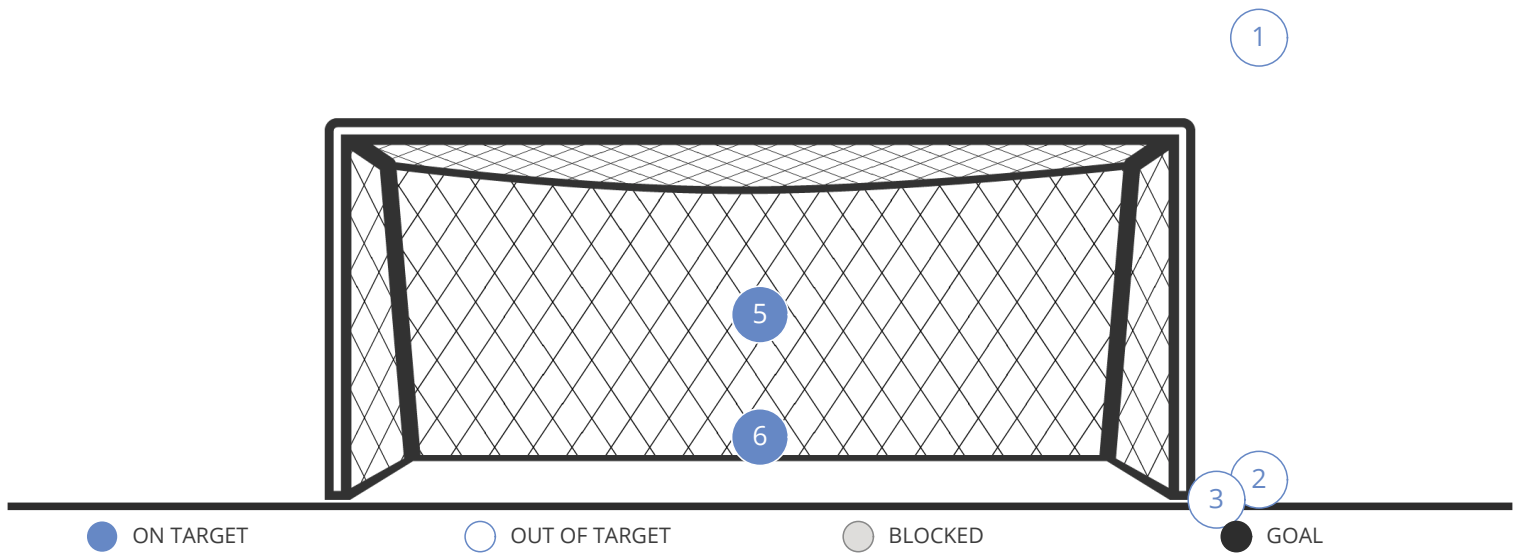
PLAYERS

PLAYERS	FOOT
1 M. Dongsted	Heading
2 M. De Claville Bertelsen	Right
3 K. Petersen	Right
4 M. Dongsted	Right
5 P. Plougmann	Left
6 T. Larsen	Left
7 M. De Claville Bertelsen	Right
8 T. Larsen	Left
9 M. De Claville Bertelsen	FK Right
10 E. Kingo Eriksen	Heading
11 M. De Claville Bertelsen	Right
12 M. De Claville Bertelsen	Heading

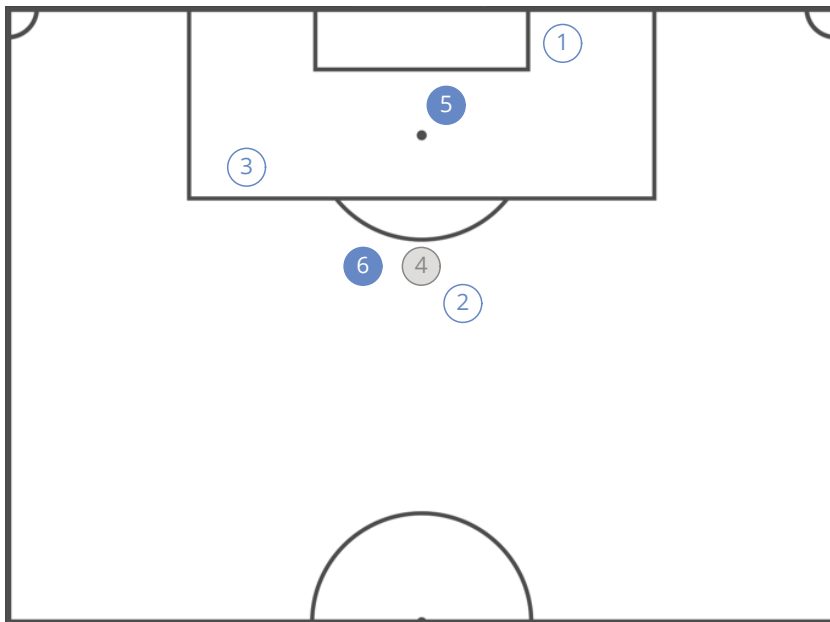
NÆSTVED U19: GOALS AND STRIKES



6 SHOTS      2 ON TARGET      1 BLOCKED      0 GOALS



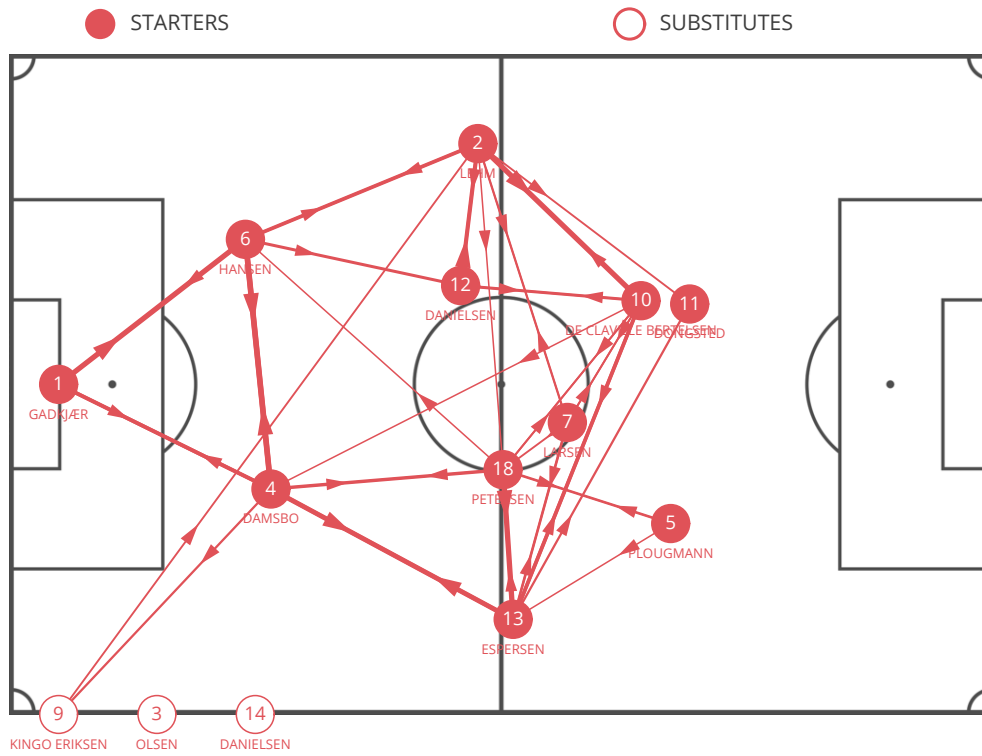
● ON TARGET      ○ OUT OF TARGET      ● BLOCKED      ● GOAL



PLAYERS

	FOOT
1 G. Mansø	Right
2 G. Mansø	Left
3 S. Gaardhøje	Left
4 S. Gaardhøje	Right
5 S. Gaardhøje	Heading
6 G. Mansø	Left

NÆSBY U19: PASSES



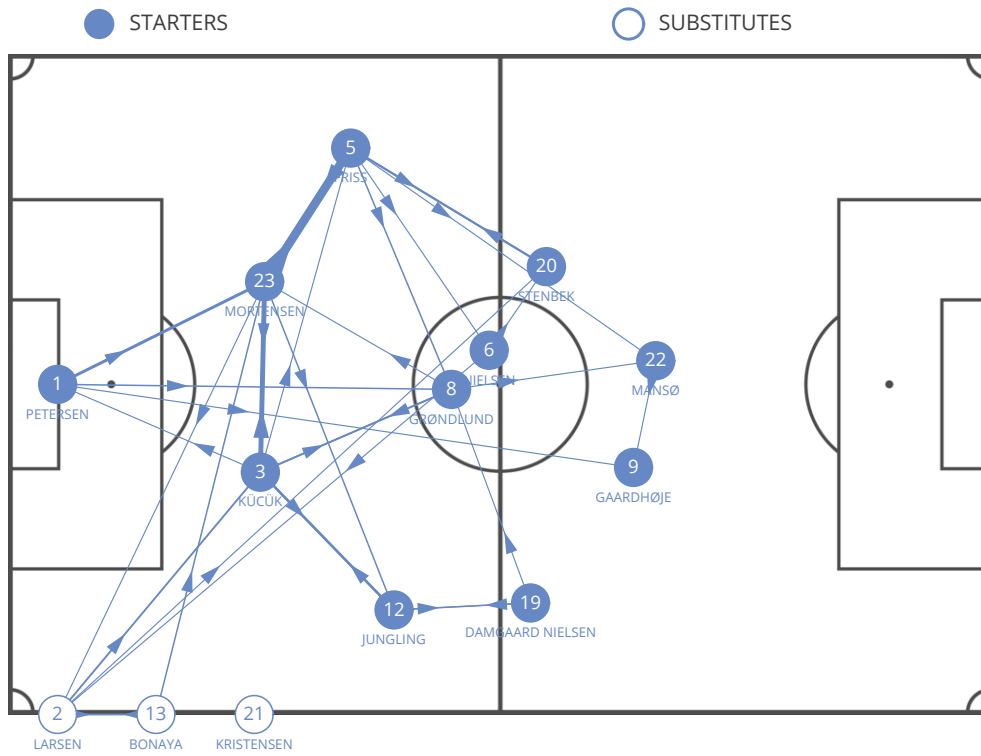
	1. J. Gadkjær	2. K. Lehm	13. R. Espersen	4. M. Damsbo	6. J. Hansen	12. O. Danielsen	10. M. De Claville Bertelsen	5. P. Plougmann	18. K. Petersen	7. T. Larsen	11. M. Dongsted	9. E. Kingo Eriksen	3. E. Olsen	14. M. Danielsen
1. J. Gadkjær	■		1	10	14				2		1	3 (1)		
2. K. Lehm	1	■		1	7	8	14 (1)		4	4	5 (2)	3	1 (1)	
13. R. Espersen			■	11		2	10	1	10	7	6	1	2 (1)	1
4. M. Damsbo	10	2	13	■	14	1	1	3 (2)	9	2	2 (2)	6		2 (1)
6. J. Hansen	10	10		15	■	8 (1)	3		2	1	2 (2)			
12. O. Danielsen		11 (2)	2 (1)	1	2	■	8 (1)	2 (2)	1	3	1			
10. M. De Claville Bertelsen		8 (1)	9	4		5	■	1	5	5	1	1	2	3 (1)
5. P. Plougmann			4		1	1	1	■	4	3	1			
18. K. Petersen	3	3 (1)	14 (3)	5	4	1	5	7	■	3	3 (1)	3	1	2 (1)
7. T. Larsen		6 (1)	5 (1)	1		3	5 (1)	2 (1)	5	■	1 (1)	1	2	
11. M. Dongsted		1	2			3	2		2	2	■		1	
9. E. Kingo Eriksen		5		2					2	2	3	■	1	
3. E. Olsen		3	1					1	1	3		1	■	
14. M. Danielsen		1	2				1		1					■

PASSES RECEIVED BY THE PLAYER

PASSES MADE BY THE PLAYER

(\*) HIGH PASSES

NÆSTVED U19: PASSES



	1. C. Petersen	5. O. Friss	23. J. Mortensen	3. M. Küçük	20. P. Stenbek	6. E. Nielsen	8. D. Grøndlund	12. A. Jungling	9. S. Gaardhøje	22. G. Mansø	19. B. Damgaard Nielsen	2. J. Larsen	13. M. Bonaya	21. M. Kristensen
1. C. Petersen	8	2	1	1	4				3 (3)		2 (1)	2		
5. O. Friss	1	11	1	4	3	4			1	3 (1)				2
23. J. Mortensen	23	9	1	1	4	1	4		1	1	3 (1)	2	1	
3. M. Küçük	3	3	13			1	4	7			1	1		
20. P. Stenbek		6	1		2					2		2		
6. E. Nielsen			2	1	3				1	2	2	3	1	1
8. D. Grøndlund		1	3	5	2 (1)	2		2	1	3		2		1
12. A. Jungling				5							4			
9. S. Gaardhøje					1	1				1	1			1 (1)
22. G. Mansø			1	1	2	1			3		2			
19. B. Damgaard Nielsen				1		1	3	3		1		1		
2. J. Larsen				5	3 (1)				1 (1)	1 (1)	1		4	
13. M. Bonaya		1	4	1								4		
21. M. Kristensen		2					2			1				

PASSES RECEIVED BY THE PLAYER

PASSES MADE BY THE PLAYER

(\*) HIGH PASSES



NÆSBY U19: PLAYER EVENTS

		MINUTES PLAYED	GOALS / GOALS ON PENALTY	ASSISTS	TOUCHES	SHOTS / ON TARGET	FOULS COMM. / CONCEDED	YELLOW CARDS / RED CARDS	OFFSIDES	FREE K. SHOTS / ON TARGET	FREE K. CROSS / ACCURATE	CORNERS / ACCURATE	THROW INS / ACCURATE
1	J. Gadkjær	90	0/0	0	33	0/0	0/0	0/0	0	0/0	0/0	0/0	0/0
2	K. Lehm	90	0/0	0	60	0/0	2/0	1/0	2	0/0	0/0	0/0	10/10
13	R. Espersen	90	0/0	0	65	0/0	0/1	1/0	0	0/0	0/0	0/0	10/10
4	M. Damsbo	90	0/0	0	80	0/0	3/0	1/0	0	0/0	0/0	0/0	0/0
6	J. Hansen	60	0/0	0	57	0/0	0/0	0/0	0	0/0	0/0	0/0	0/0
12	O. Danielsen	56	0/0	0	40	0/0	1/0	0/0	0	0/0	0/0	0/0	0/0
10	M. De Claville Bertelsen	90	0/0	0	53	5/4	0/0	0/0	0	1/0	0/0	1/0	0/0
5	P. Plougmann	80	0/0	0	20	1/0	1/2	0/0	0	0/0	0/0	0/0	0/0
18	K. Petersen	90	0/0	0	66	1/0	1/2	0/0	0	0/0	0/0	0/0	0/0
7	T. Larsen	90	0/0	0	37	2/1	0/0	0/0	0	0/0	2/1	1/1	0/0
11	M. Dongsted	90	0/0	0	17	2/0	0/4	0/0	0	0/0	0/0	0/0	0/0
9	E. Kingo Eriksen	30	0/0	0	18	1/1	0/0	0/0	0	0/0	0/0	0/0	0/0
3	E. Olsen	34	0/0	0	10	0/0	0/1	0/0	0	0/0	0/0	0/0	0/0
14	M. Danielsen	10	0/0	0	9	0/0	0/1	0/0	0	0/0	0/0	0/0	0/0

		DUELS / WON	GROUND CHALL. / WON	AIR CHALL. / WON	ATTACKING CHALL.	DEFENDING CHALL.	DRIBBLES	TACKLES	DEFENDING 1V1	RECOVERED IN OPP. HALF	LOSSES IN OPP. HALF
1	J. Gadkjær	0/0	0/0	0/0	0	0	0	0	0	0	0
2	K. Lehm	16/5	15/4	1/1	5	7	2	0	2	0	0
13	R. Espersen	27/9	27/9	0/0	18	6	6	0	3	0	4
4	M. Damsbo	17/9	13/5	4/4	1	8	0	0	5	1	0
6	J. Hansen	7/2	6/1	1/1	0	5	0	0	3	0	0
12	O. Danielsen	15/3	13/2	2/1	5	4	1	0	0	0	1
10	M. De Claville Bertelsen	23/9	21/8	2/1	14	3	3	0	1	3	1
5	P. Plougmann	16/8	15/8	1/0	7	3	2	0	0	1	2
18	K. Petersen	19/10	17/9	2/1	6	6	2	2	1	3	1
7	T. Larsen	11/3	11/3	0/0	10	0	1	0	0	0	1
11	M. Dongsted	21/7	20/7	1/0	12	4	5	0	0	1	4
9	E. Kingo Eriksen	4/2	2/1	2/1	0	1	0	0	0	0	0
3	E. Olsen	6/2	5/2	1/0	4	1	1	0	0	0	0
14	M. Danielsen	5/2	5/2	0/0	2	1	0	0	0	0	1

		PASSES / ACCURATE	% ACCURATE	LONG PASSES / ACCURATE	THROUGH PASSES / ACCURATE	IN THE BOX / ACCURATE	CROSSES / ACCURATE	CROSS FROM BYLINE	CROSS HIGH	CROSS LOW	CROSS BLOCKED
1	J. Gadkjær	31/31	100	1/1	0/0	0/0	0/0	0	0	0	0
2	K. Lehm	60/49	82	11/4	0/0	0/0	3/0	2	2	1	0
13	R. Espersen	61/53	87	4/2	0/0	1/1	2/2	2	1	1	0
4	M. Damsbo	77/64	84	13/5	1/0	0/0	0/0	0	0	0	0
6	J. Hansen	55/52	95	5/3	0/0	0/0	0/0	0	0	0	0
12	O. Danielsen	39/31	80	8/6	0/0	0/0	1/0	0	1	0	0
10	M. De Claville Bertelsen	51/44	87	5/2	3/0	0/0	2/2	1	2	0	0
5	P. Plougmann	16/15	94	0/0	0/0	2/1	1/1	0	1	0	0
18	K. Petersen	63/55	88	9/8	0/0	0/0	0/0	0	0	0	0
7	T. Larsen	35/28	80	8/3	0/0	1/1	1/0	0	1	0	0
11	M. Dongsted	16/13	82	0/0	1/0	1/0	1/0	0	0	1	0
9	E. Kingo Eriksen	18/15	84	3/0	0/0	0/0	0/0	0	0	0	0
3	E. Olsen	10/10	100	0/0	0/0	0/0	1/1	1	1	0	0
14	M. Danielsen	7/5	72	1/0	0/0	0/0	1/0	0	1	0	0

NÆSTVED U19: PLAYER EVENTS

		MINUTES PLAYED	GOALS / GOALS ON PENALTY	ASSISTS	TOUCHES	SHOTS / ON TARGET	FOULS COMM. / CONCEDED	YELLOW CARDS / RED CARDS	OFFSIDES	FREE K. SHOTS / ON TARGET	FREE K. CROSS / ACCURATE	CORNERS / ACCURATE	THROW INS / ACCURATE
1	C. Petersen	90	0/0	0	28	0/0	0/1	0/0	0	0/0	0/0	0/0	0/0
5	O. Friss	90	0/0	0	49	0/0	0/1	0/0	0	0/0	0/0	0/0	5/4
23	J. Mortensen	90	0/0	0	57	0/0	2/0	0/0	0	0/0	0/0	0/0	1/1
3	M. Küçük	90	0/0	0	40	0/0	3/0	0/0	0	0/0	0/0	0/0	0/0
20	P. Stenbek	90	0/0	0	22	0/0	0/0	0/0	0	0/0	0/0	0/0	0/0
6	E. Nielsen	90	0/0	0	20	0/0	1/0	0/0	0	0/0	0/0	1/1	0/0
8	D. Grøndlund	70	0/0	0	27	0/0	0/0	0/0	0	0/0	0/0	0/0	0/0
12	A. Jungling	46	0/0	0	18	0/0	1/0	0/0	0	0/0	0/0	0/0	6/2
9	S. Gaardhøje	90	0/0	0	13	3/1	2/3	0/0	1	0/0	0/0	0/0	0/0
22	G. Mansø	90	0/0	0	19	3/1	0/2	0/0	0	0/0	3/0	1/0	0/0
19	B. Damgaard Nielsen	56	0/0	0	16	0/0	0/0	0/0	0	0/0	0/0	0/0	0/0
2	J. Larsen	44	0/0	0	16	0/0	0/0	0/0	0	0/0	0/0	0/0	4/3
13	M. Bonaya	20	0/0	0	12	0/0	0/0	0/0	0	0/0	0/0	0/0	0/0
21	M. Kristensen	34	0/0	0	11	0/0	2/1	0/0	0	0/0	2/1	1/1	0/0

		DUELS / WON	GROUND CHALL. / WON	AIR CHALL. / WON	ATTACKING CHALL.	DEFENDING CHALL.	DRIBBLES	TACKLES	DEFENDING 1V1	RECOVERED IN OPP. HALF	LOSSES IN OPP. HALF
1	C. Petersen	1 / 1	1 / 1	0 / 0	0	0	0	0	0	0	1
5	O. Friss	14 / 6	13 / 6	1 / 0	2	8	0	0	5	1	4
23	J. Mortensen	8 / 2	7 / 2	1 / 0	1	4	0	0	2	0	0
3	M. Küçük	13 / 3	11 / 1	2 / 2	2	8	0	0	2	0	0
20	P. Stenbek	14 / 5	13 / 4	1 / 1	3	8	1	0	1	2	3
6	E. Nielsen	8 / 1	7 / 1	1 / 0	0	7	0	0	3	1	0
8	D. Grøndlund	15 / 4	15 / 4	0 / 0	2	9	0	0	3	1	2
12	A. Jungling	11 / 3	11 / 3	0 / 0	1	6	0	0	1	0	0
9	S. Gaardhøje	21 / 6	18 / 6	3 / 0	11	3	2	0	0	0	4
22	G. Mansø	31 / 16	29 / 14	2 / 2	16	10	7	0	1	8	1
19	B. Damgaard Nielsen	10 / 4	8 / 3	2 / 1	3	2	1	0	1	1	3
2	J. Larsen	8 / 2	8 / 2	0 / 0	4	3	1	0	2	0	1
13	M. Bonaya	1 / 0	1 / 0	0 / 0	0	0	0	0	0	0	1
21	M. Kristensen	10 / 2	10 / 2	0 / 0	5	3	4	0	1	1	1

		PASSES / ACCURATE	% ACCURATE	LONG PASSES / ACCURATE	THROUGH PASSES / ACCURATE	IN THE BOX / ACCURATE	CROSSES / ACCURATE	CROSS FROM BYLINE	CROSS HIGH	CROSS LOW	CROSS BLOCKED
1	C. Petersen	27 / 24	89	8 / 5	0 / 0	0 / 0	0 / 0	0	0	0	0
5	O. Friss	44 / 29	66	12 / 1	0 / 0	0 / 0	0 / 0	0	0	0	0
23	J. Mortensen	52 / 46	89	4 / 1	0 / 0	0 / 0	0 / 0	0	0	0	0
3	M. Küçük	38 / 34	90	3 / 1	0 / 0	0 / 0	0 / 0	0	0	0	0
20	P. Stenbek	22 / 13	60	4 / 0	0 / 0	1 / 0	2 / 0	2	2	0	0
6	E. Nielsen	17 / 16	95	0 / 0	1 / 1	0 / 0	0 / 0	0	0	0	0
8	D. Grøndlund	25 / 22	88	2 / 1	0 / 0	0 / 0	0 / 0	0	0	0	0
12	A. Jungling	18 / 13	73	2 / 0	0 / 0	0 / 0	1 / 0	0	0	1	0
9	S. Gaardhøje	9 / 6	67	1 / 1	0 / 0	0 / 0	1 / 0	1	1	0	0
22	G. Mansø	19 / 11	58	3 / 0	0 / 0	1 / 0	1 / 0	1	0	1	0
19	B. Damgaard Nielsen	12 / 10	84	1 / 1	0 / 0	0 / 0	1 / 0	1	0	1	0
2	J. Larsen	16 / 15	94	4 / 3	0 / 0	0 / 0	0 / 0	0	0	0	0
13	M. Bonaya	12 / 11	92	1 / 0	0 / 0	0 / 0	0 / 0	0	0	0	0
21	M. Kristensen	9 / 5	56	0 / 0	0 / 0	1 / 0	2 / 0	2	1	0	1

## MATCH REPORT GUIDE

### SECTION 1

#### AVERAGE POSITIONS

Players position is calculated on an average detected point which takes into consideration every kind of action, including those with no ball possession.

White-filled circles are substitutes indicators.

### SECTION 2

#### GENERALS

##### Average position

It shows the barycentre of the team, considering the average place of its actions.

#### CONSTRUCTION

##### Actions started by goalkeeper

It considers all the actions started by the goalkeeper. It will be considered as a single one even if inside the same action he is involved more than once before the ball crosses the halfway line.

##### Long pass

Number of throws beyond the halfway line.

##### Low

Number of throws to a fellow teammate inside his half of the field.

##### Right

Number of actions crossing the halfway line in the right side.

##### Left

Number of actions crossing the halfway line in the left side.

##### Center

Number of actions crossing the halfway line in the central area.

##### Failed

Number of actions stopped before crossing the halfway line.

#### ATTACKING PLAY

##### Actions finalization

It shows team offensive dangerousness and the way it is carried out.

##### Shot from outside of penalty area

Number of team shots from outside the penalty area.

##### Crosses

It shows how many finalizations are completed straight after a cross from the flanks.

**Build-Up play**

It shows how many finalizations are completed straight after a build-up play.

**Long ball**

It shows how many finalizations are completed straight after a long ball.

**DEFENSIVE****Final Third Entries**

Number of times the opponent team plays the ball between the halfway line and the penalty area.

**Fouls near the box**

Number of fouls committed by the team nearby its penalty areas

## SECTION 3

**TERRITORIAL COVERAGE****Ball possession recovery**

It only takes into consideration the actual number of ball possession recoveries, even if temporary. Recoveries caused by opponents mistakes are not considered (i.e. ball kicked out of the pitch by the opponent).

## SECTION 4

**DUELS****Attacking duels**

Number of duels carried out when the team has ball possession.

**Defensive duels**

Number of duels carried out when the opponent team has ball possession.

## SECTION 7

**PASSES**

Players position is calculated on an average detected point based on the position occupied, considering every kind of action, including those with no ball possession.

Lines connecting players show the number of passes. The thicker is the line, the higher is the number of passes between each other.