



VIBORG U19

20/05/2017  
U19 DIVISION 2016/2017

0 - 2



NÆSBY U19

🔗 - 📺 - ⌚ 97' (46 + 50)

1 GKP A. Nørgaard Nielsen (\*) 92'

10 MID C. Gandrup ('99)

4 MID S. Trier ('98)

6 MID F. Mortensen ('98)

1 GKP J. Gadkjær ('99)

13 DEF R. Espersen ('99)

6 DEF J. Hansen ('98)

4 DEF M. Damsbo ('98)

2 DEF K. Lehm ('98) 76'

SUBSTITUTES

5 MID P. Plougmann ('99) 63'

14 DEF M. Ellegaard ('99) 76'   
M. Ellegaard ('99)

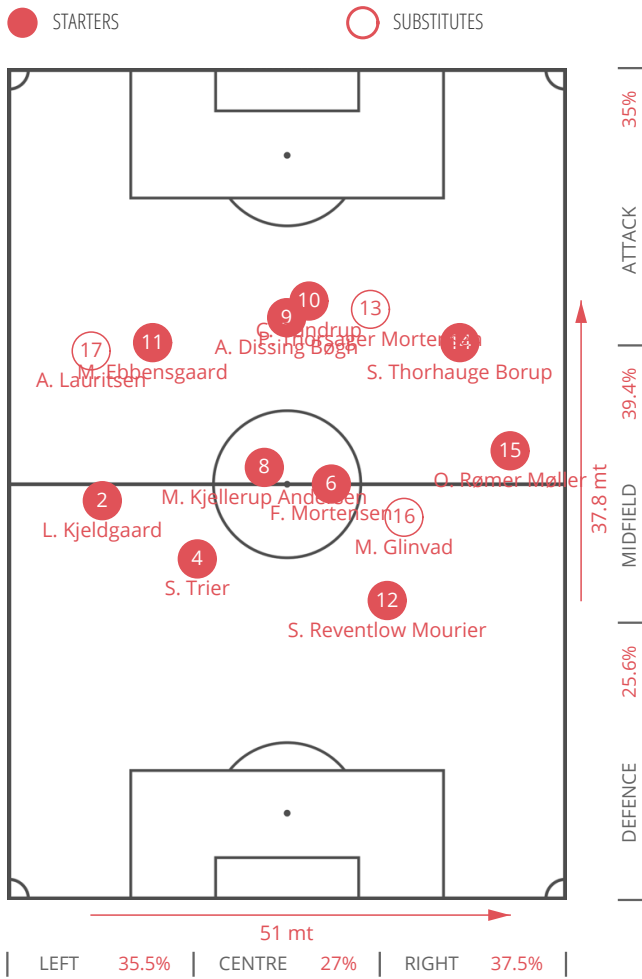
3 MID M. Danielsen ('99) 80'

9 MID A. Kjerstad ('99) 63'

11 FWD M. Dongsted ('99) 80'

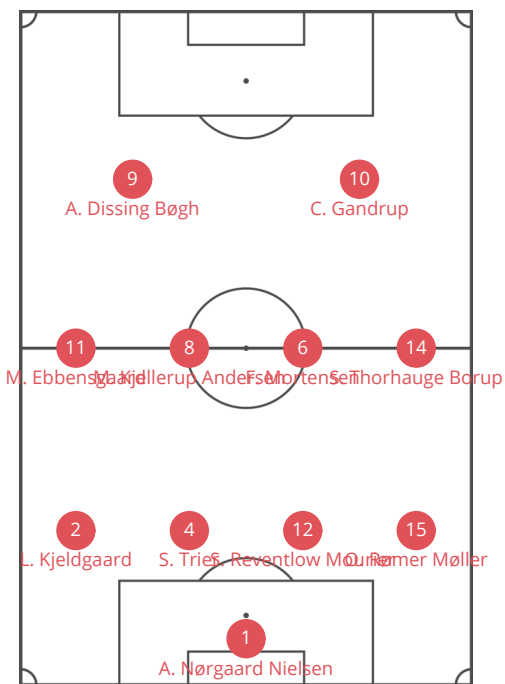
VIBORG U19

AVERAGE POSITIONS

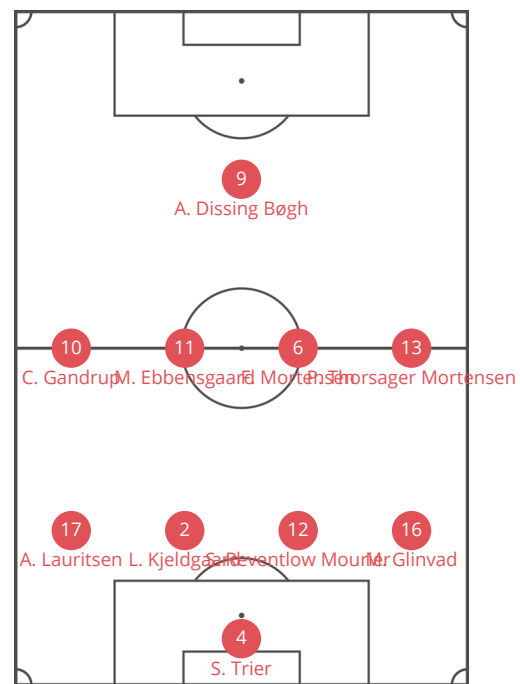


PLAYERS

6	MID	F. Mortensen
4	MID	S. Trier
10	MID	C. Gandrup
14		S. Thorhauge Borup
9		A. Dissing Bøgh
15		O. Rømer Møller
12		S. Reventlow Mourier
8		M. Kjellerup Andersen
2		L. Kjeldgaard
11		M. Ebbensgaard
16		M. Glinvad
17		A. Lauritsen
13		P. Thorsager Mortensen



**4-4-2**  
Used from 0' >> 68'



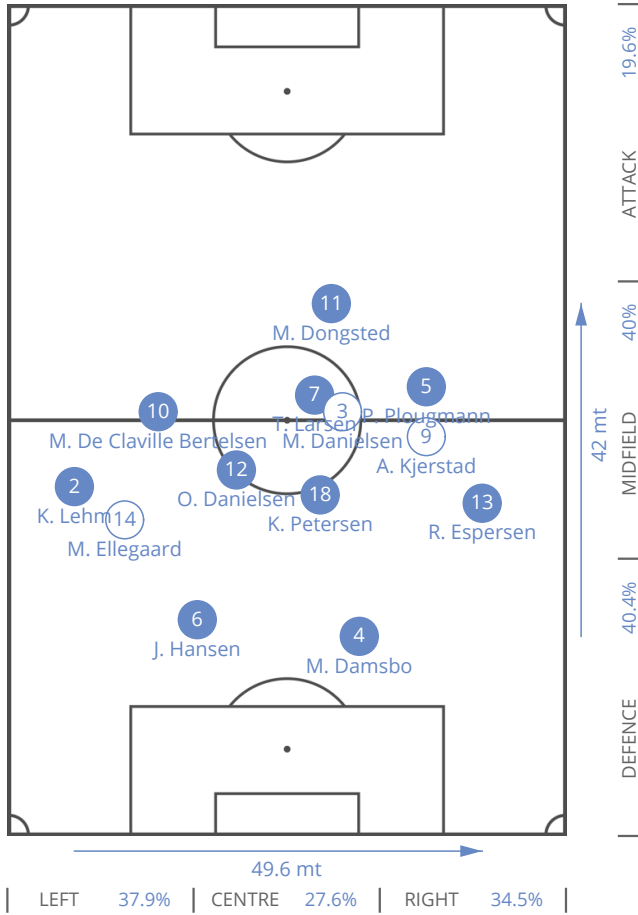
**4-4-1**  
Used from 97' >> 101'

NÆSBY U19

AVERAGE POSITIONS

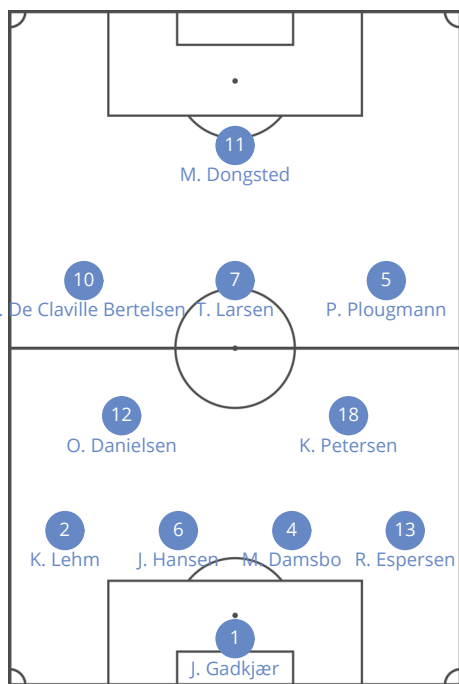
● STARTERS

○ SUBSTITUTES



PLAYERS

2	DEF	K. Lehm
13	DEF	R. Espersen
4	DEF	M. Damsbo
6	DEF	J. Hansen
5	MID	P. Plougmann
18	MID	K. Petersen
7	MID	T. Larsen
10	MID	M. De Claville Bertelsen
12	MID	O. Danielsen
11	FWD	M. Dongsted
14	DEF	M. Ellegaard
3	MID	M. Danielsen
9	MID	A. Kjerstad



Used from 0' >> 68'



Used from 84' >> 101'



VIBORG U19



NÆSBY U19

	1 HALF	2 HALF	TOTAL	1 HALF	2 HALF	TOTAL
<b>GENERALS</b>						
BALL POSSESSION	19 min	22 min	41 min	15 min	18 min	33 min
AVERAGE POSITION	57 mt	56.1 mt	56.55 mt	42.7 mt	47.3 mt	45 mt
CORNERS	4	2	6	0	4	4
FREE KICK CROSS	0	0	0	0	0	0
FREE KICK SHOT	1	0	1	0	1	1
FOULS	2	1	3	7	3	10
OFFSIDES	0	1	1	1	2	3
<b>CONSTRUCTION</b>						
PASSES (% ACCURATE)	259 (81.9%)	242 (76.4%)	501 (79.2%)	229 (78.2%)	214 (75.2%)	443 (76.7%)
- Final Third Entries (% Accurate)	65 (67.7%)	74 (58.1%)	139 (62.6%)	29 (75.9%)	43 (86%)	72 (81.9%)
- Other (% Accurate)	194 (86.6%)	168 (84.5%)	362 (85.6%)	200 (78.5%)	171 (72.5%)	371 (75.7%)
LONG PASSES (% ACCURATE)	23 (69.6%)	35 (60%)	58 (63.8%)	34 (29.4%)	30 (40%)	64 (34.4%)
THROUGH PASSES (% ACCURATE)	5 (40%)	2 (50%)	7 (42.9%)	5 (60%)	4 (50%)	9 (55.6%)
COUNTERATTACKS	1	0	1	2	2	4
ACTIONS STARTED BY GOALKEEPER	10	23	33	22	17	39
- Long pass	1	1	2	5	7	12
- LOW	9	22	31	17	10	27
-- % Right	33.3%	27.3%	29%	0%	20%	7.4%
-- % Left	11.1%	18.2%	16.1%	70.6%	20%	51.9%
-- % Center	44.4%	45.5%	45.2%	23.5%	40%	29.6%
-- % Failed	11.1%	9.1%	9.7%	5.9%	20%	11.1%



VIBORG U19



NÆSBY U19

	1 HALF	2 HALF	TOTAL	1 HALF	2 HALF	TOTAL
ATTACKING PLAY						
OPPORTUNITY (% SUCCESSFUL)	3 (0%)	6 (0%)	9 (0%)	3 (33.3%)	7 (14.3%)	10 (20%)
SHOTS	4	6	10	3	7	10
Shot from outside of penalty area	2	3	5	0	4	4
Shot from inside of penalty area	2	3	5	3	3	6
ACTIONS FINALIZATION	28	29	57	5	15	20
- Shot from outside of penalty area	2	3	5	0	4	4
- CROSSES	4	2	6	0	4	4
-- From left (%)	1 (25%)	0	1 (16.7%)	0	2 (50%)	2 (50%)
-- From right (%)	3 (75%)	2 (100%)	5 (83.3%)	0	2 (50%)	2 (50%)
- Build-Up play	7	7	14	3	6	9
- Long ball	0	2	2	1	0	1
DEFENSIVE						
SAVES	2	1	3	1	2	3
CLEARANCES	0	4	4	7	5	12
- Low	0	0	0	0	0	0
- High	0	4	4	7	5	12
BALL RECOVERY	44	63	107	47	56	103
- End action	10	18	28	18	18	36
- Real recovery	18	23	41	13	19	32
- Temporary recovery	16	22	38	16	19	35
FINAL THIRD ENTRIES	36	41	77	28	29	57
FOULS NEAR THE BOX	0	0	0	0	0	0

TERRITORIAL COVERAGE



VIBORG U19



NÆSBY U19

● FIRST HALF

○ SECOND HALF

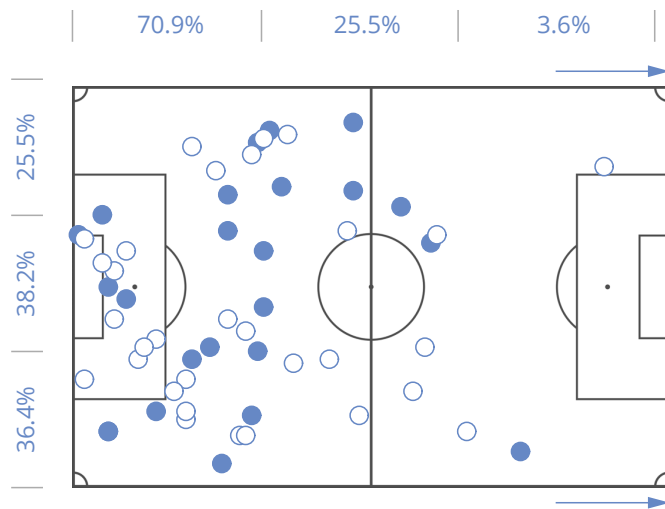
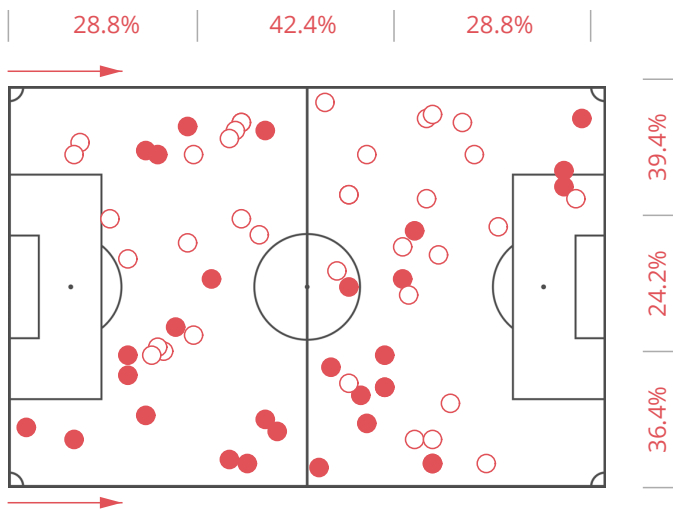
● FIRST HALF

○ SECOND HALF

66

BALL POSSESSION RECOVERY

55



BEST PLAYERS

WORST PLAYERS

S. Reventlow Mourier (90')	3	S. Thorhauge Borup (63')	1
L. Kjeldgaard (90')	12	M. Glinvad (27')	1
S. Trier (90')	7	P. Thorsager Mortensen (27')	1
C. Gandrup (90')	6	A. Dissing Bøgh (90')	2
F. Mortensen (90')	6	M. Kjellerup Andersen (69')	1

BEST PLAYERS

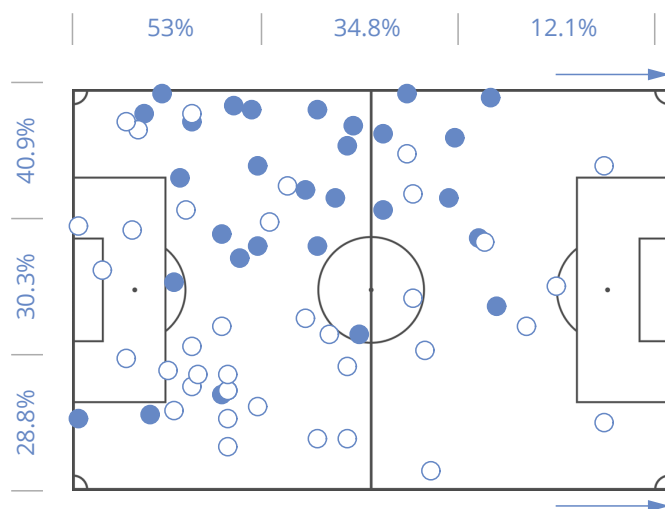
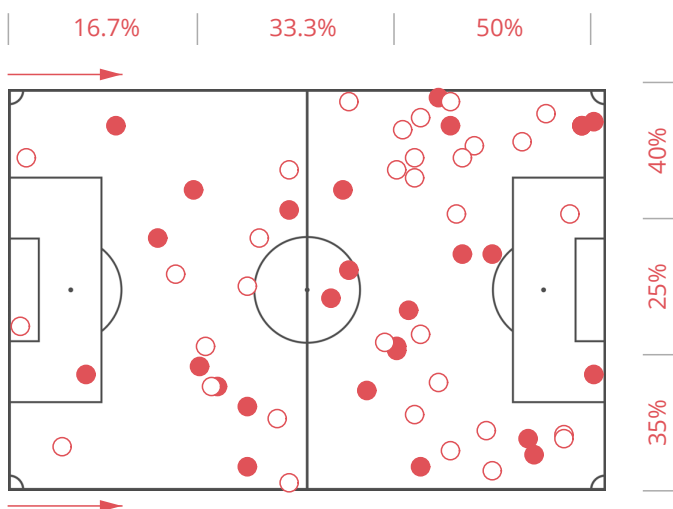
WORST PLAYERS

M. Damsbo (90')	14	T. Larsen (90')	1
R. Espersen (90')	11	M. De Claville Bertelsen (90')	1
O. Danielsen (90')	8	M. Danielsen (10')	1
K. Lehm (76')	6	P. Plougmann (63')	2
J. Hansen (90')	5	M. Ellegaard (14')	2

60

BALL POSSESSION LOSS

66



BEST PLAYERS

WORST PLAYERS

A. Dissing Bøgh (90')	2	M. Ebbensgaard (90')	8
F. Mortensen (90')	2	S. Reventlow Mourier (90')	7
M. Glinvad (27')	2	L. Kjeldgaard (90')	7
A. Lauritsen (21')	2	M. Kjellerup Andersen (69')	1
P. Thorsager Mortensen (27')	1	S. Thorhauge Borup (63')	6

BEST PLAYERS

WORST PLAYERS

J. Hansen (90')	1	O. Danielsen (90')	13
P. Plougmann (63')	1	K. Lehm (76')	12
M. Ellegaard (14')	1	T. Larsen (90')	8
M. Dongsted (80')	3	M. De Claville Bertelsen (90')	1
A. Kjerstad (27')	3	M. Damsbo (90')	7

TERRITORIAL COVERAGE



VIBORG U19



NÆSBY U19

● FIRST HALF

○ SECOND HALF

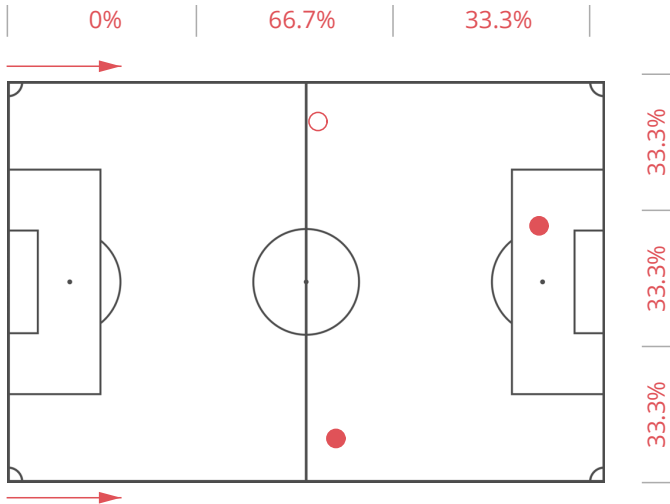
● FIRST HALF

○ SECOND HALF

3

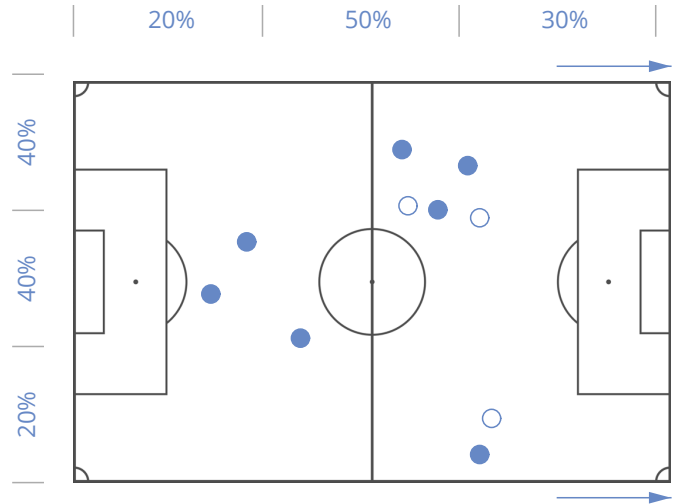
FOULS COMMITTED

10



WORST PLAYERS

M. Ebbensgaard (90')	1
S. Trier (90')	1
O. Rømer Møller (63')	1



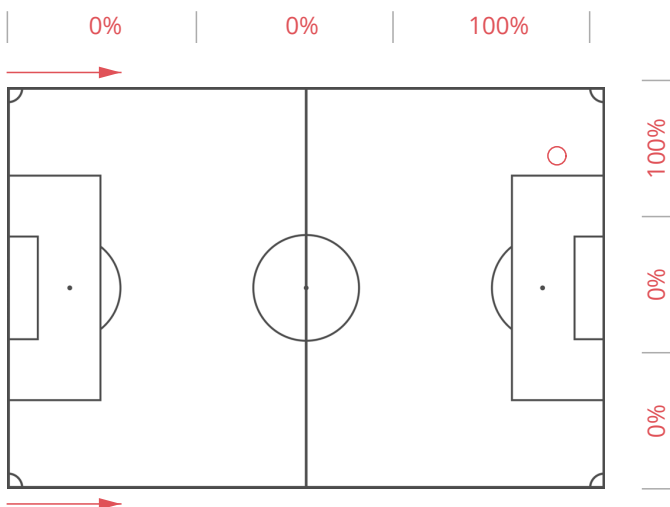
WORST PLAYERS

O. Danielsen (90')	5
T. Larsen (90')	2
R. Espersen (90')	1
M. Dongsted (80')	1
M. Danielsen (10')	1

1

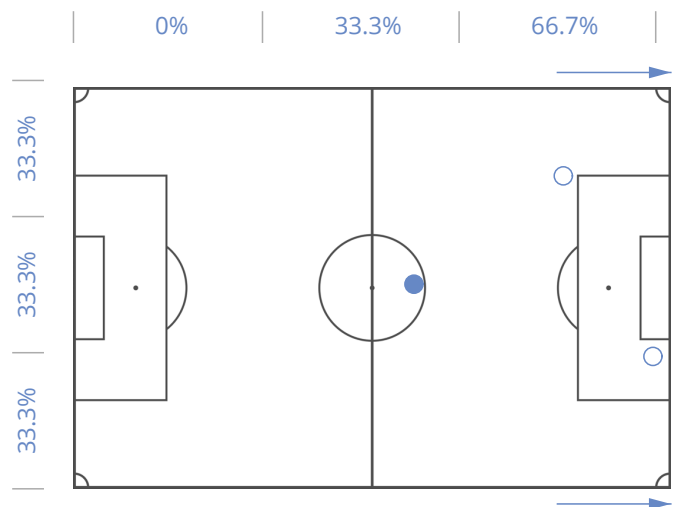
OFFSIDES

3



WORST PLAYERS

A. Lauritsen (21')	1
--------------------	---



WORST PLAYERS

O. Danielsen (90')	1
M. Dongsted (80')	1
A. Kjerstad (27')	1

TERRITORIAL COVERAGE



VIBORG U19



NÆSBY U19

● FIRST HALF

○ SECOND HALF

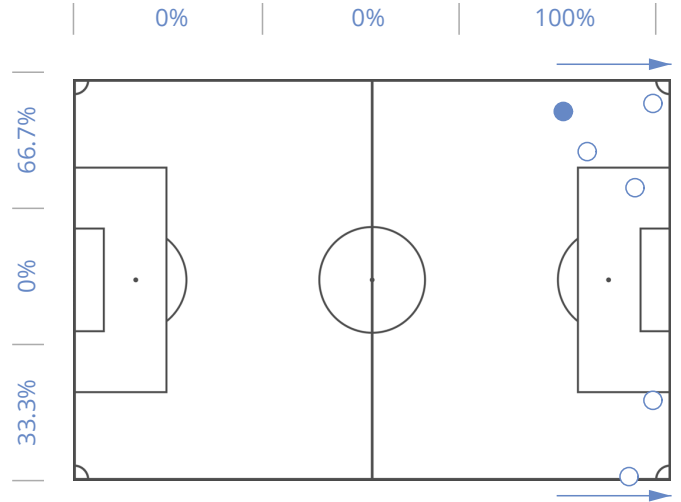
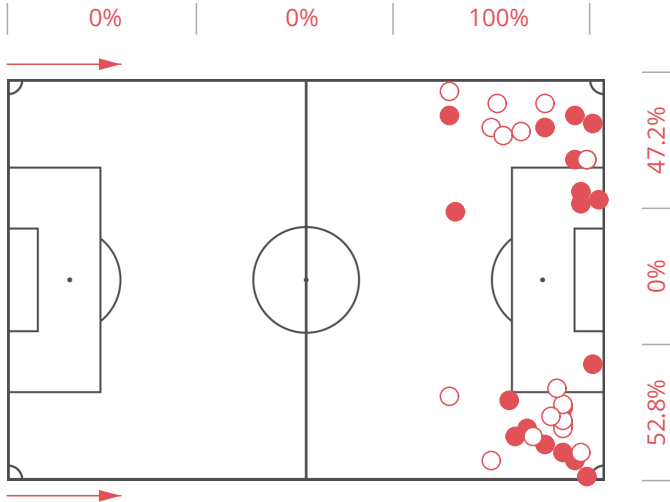
● FIRST HALF

○ SECOND HALF

36

CROSSES

6



BEST PLAYERS

C. Gandrup (90')	7
M. Ebbensgaard (90')	6
S. Thorhauge Borup (63')	6
S. Trier (90')	3
P. Thorsager Mortensen (27')	3

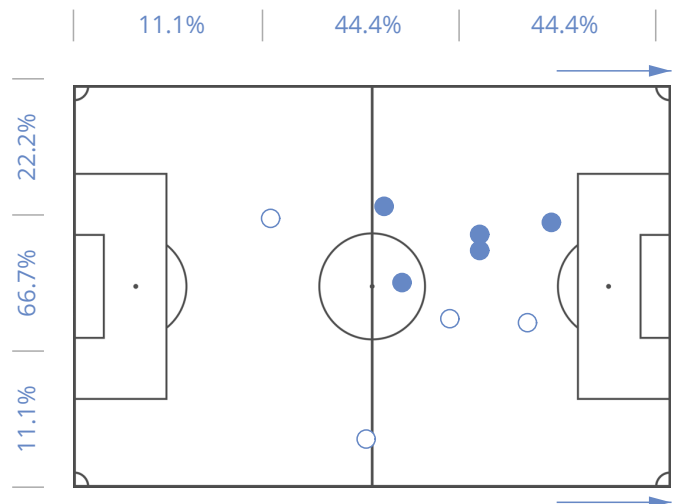
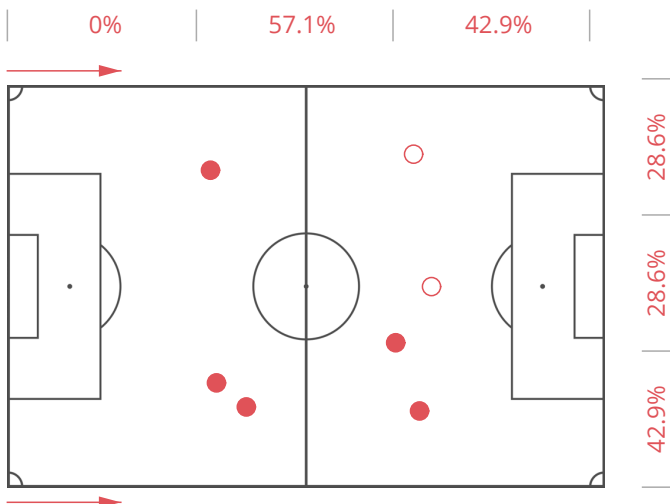
BEST PLAYERS

M. De Claville Bertelsen (90')	3
M. Dongsted (80')	2
K. Lehm (76')	1

7

THROUGH PASSES

9



BEST PLAYERS

S. Reventlow Mourier (90')	2
S. Trier (90')	2
M. Kjellerup Andersen (69')	2
L. Kjeldgaard (90')	1

BEST PLAYERS

T. Larsen (90')	3
O. Danielsen (90')	2
K. Petersen (90')	1
M. De Claville Bertelsen (90')	1
K. Lehm (76')	1





VIBORG U19



NÆSBY U19

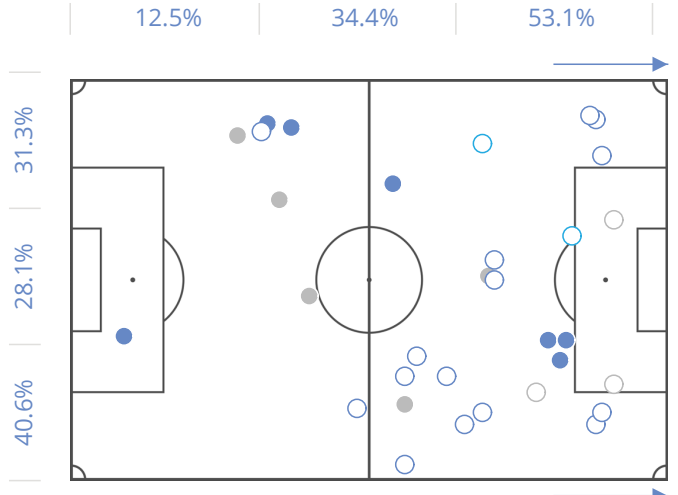
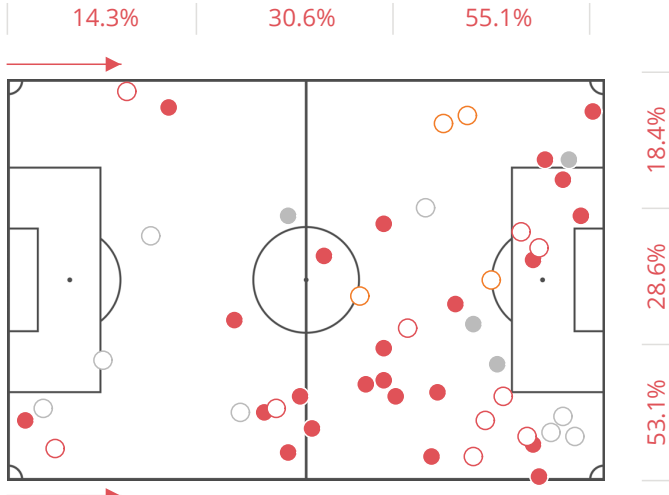
● WON ● NEUT. ● LOST

● WON ● NEUT. ● LOST

DUELS

● FIRST HALF ○ SECOND HALF

49 1 VS 1 DRIBBLING 32



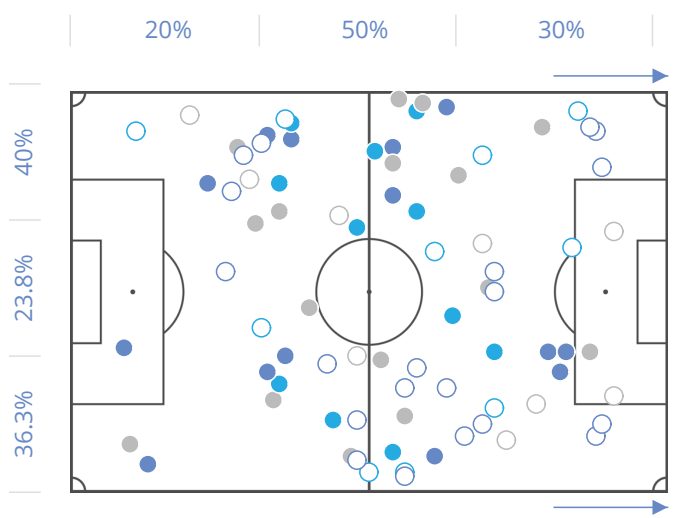
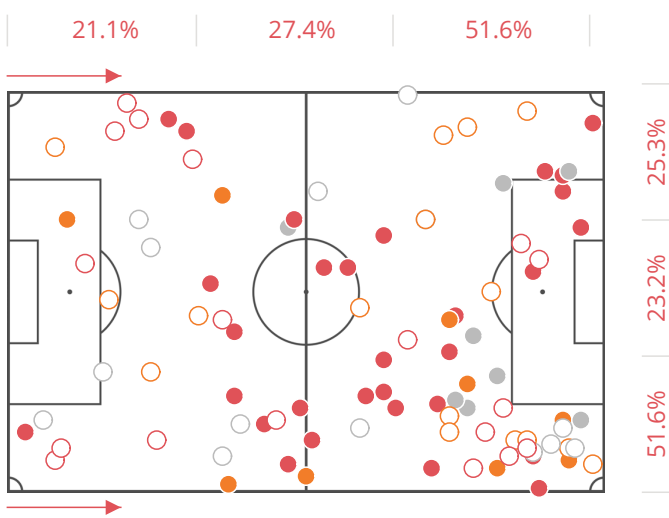
**BEST PLAYERS**

	DUELS	WON	NEUT.	LOST
F. Mortensen (90')	11	11	0	0
C. Gandrup (90')	10	4	1	5
M. Ebbensgaard (90')	9	6	1	2
S. Thorhauge Borup (63')	5	4	0	1
P. Thorsager Mortensen (23')	2	0	0	1

**BEST PLAYERS**

	DUELS	WON	NEUT.	LOST
M. De Claville Bertelsen (90')	5	1	1	1
O. Danielsen (90')	7	4	1	2
R. Espersen (90')	6	6	0	0
T. Larsen (90')	5	2	0	3
M. Dongsted (80')	3	3	0	0

108 ATTACKING DUELS 107



**BEST PLAYERS**

	DUELS	WON	NEUT.	LOST
F. Mortensen (90')	19	13	5	1
C. Gandrup (90')	16	6	4	6
M. Ebbensgaard (90')	13	7	2	4
S. Thorhauge Borup (63')	13	5	5	3
S. Trier (90')	8	5	1	2

**BEST PLAYERS**

	DUELS	WON	NEUT.	LOST
M. De Claville Bertelsen (90')	8	3	4	4
O. Danielsen (90')	14	5	5	4
R. Espersen (90')	11	8	2	1
M. Dongsted (80')	10	3	5	2
K. Petersen (90')	8	4	1	3

DUELS

● FIRST HALF

○ SECOND HALF



VIBORG U19



NÆSBY U19

● WON

● NEUT.

● LOST

● WON

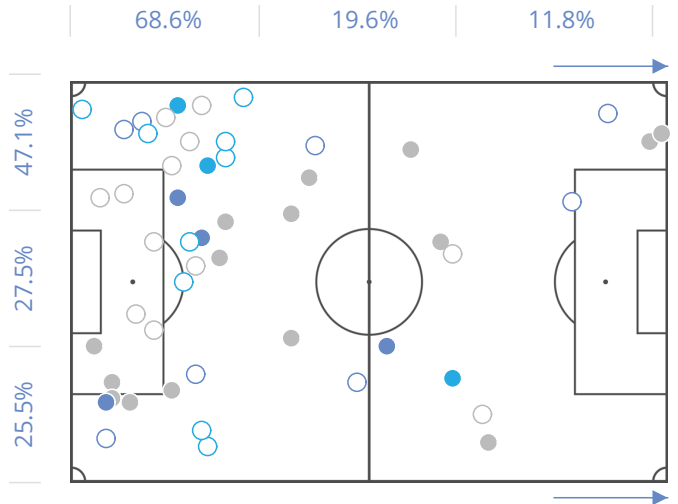
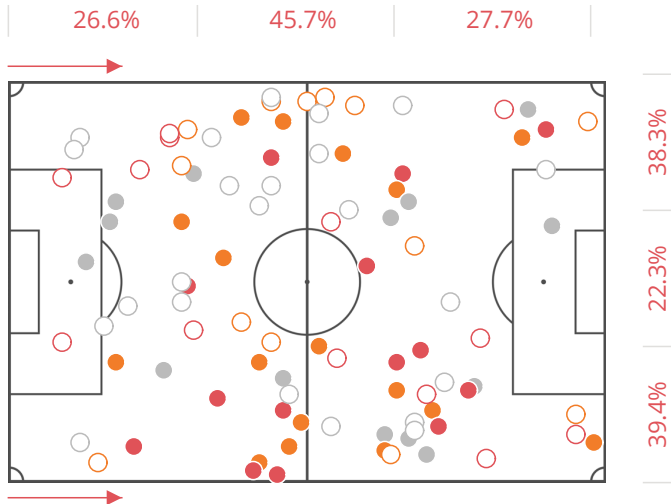
● NEUT.

● LOST

107

DEFENSIVE DUELS

108



BEST PLAYERS

	DUELS	WON	NEUT.	LOST
F. Mortensen (90')	18	7	7	4
M. Ebbensgaard (90')	12	3	4	5
M. Kjellerup Andersen (69') <sup>1</sup>	3	2	2	6
L. Kjeldgaard (90')	9	1	4	4
O. Rømer Møller (63')	9	3	3	3

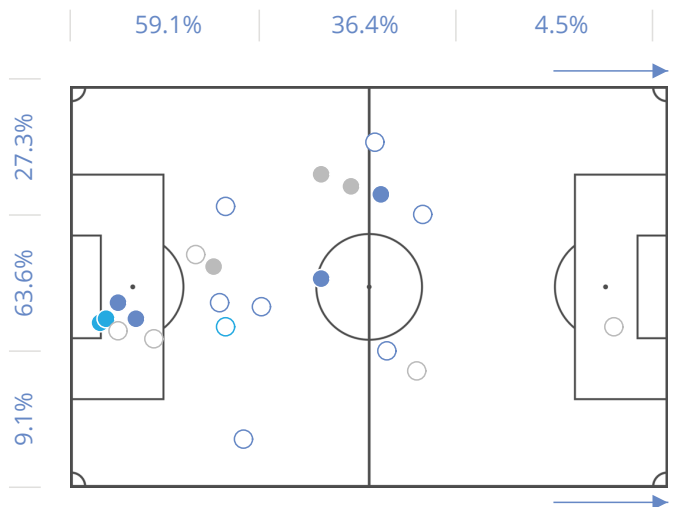
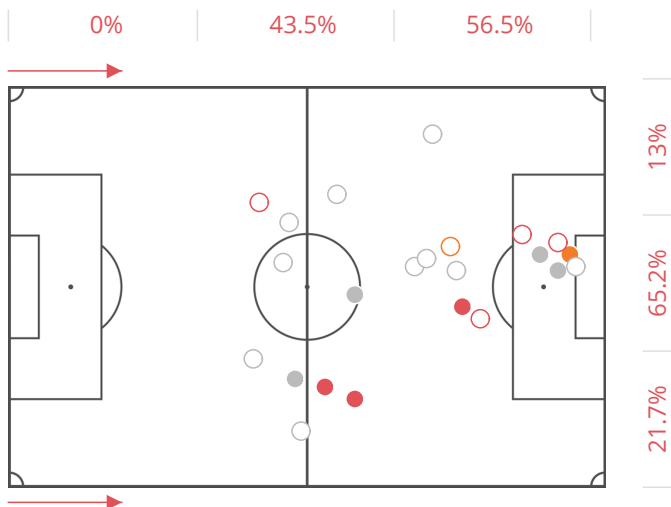
BEST PLAYERS

	DUELS	WON	NEUT.	LOST
J. Hansen (90')	8	2	2	4
M. De Claville Bertelsen (90')	3	3	3	2
O. Danielsen (90')	8	2	1	5
M. Damsbo (90')	5	3	1	1
R. Espersen (90')	5	1	1	3

26

AERIAL DUELS

26



BEST PLAYERS

	DUELS	WON	NEUT.	LOST
M. Ebbensgaard (90')	4	0	0	4
A. Dissing Bøgh (90')	4	1	0	3
C. Gandrup (90')	4	2	1	1
S. Trier (90')	3	1	1	1
F. Mortensen (90')	3	1	0	2

BEST PLAYERS

	DUELS	WON	NEUT.	LOST
O. Danielsen (90')	5	1	1	3
M. Damsbo (90')	4	2	1	1
J. Hansen (90')	4	2	1	1
R. Espersen (90')	4	2	0	2
K. Petersen (90')	1	0	0	1

DUELS GRID

NÆSBY U19

VIBORG U19

	1. J. Gadkjær	2. K. Lehm	13. R. Espersen	4. M. Damsbo	6. J. Hansen	5. P. Plougmann	18. K. Petersen	7. T. Larsen	10. M. De Claville Bertelsen	12. O. Danielsen	11. M. Dongsted	14. M. Ellegaard	3. M. Danielsen	9. A. Kjerstad
1. A. Nørgaard Nielsen														
6. F. Mortensen			1	1			4	4	1	6	4		5	
4. S. Trier	1		2	1		1				1	3			1
10. C. Gandrup	1	1	1	2	5	2	6			6				
14. S. Thorhauge Borup		4			2				1	4				
9. A. Dissing Bøgh			1		3	1	1			1				
15. O. Rømer Møller		1							6	3				
12. S. Reventlow Mourier										2	3			1
8. M. Kjellerup Andersen			1			1	2	3	2	5				
2. L. Kjeldgaard			1			2		1	2	1	4			
11. M. Ebbensgaard			11	3	1	1	1	2		3			1	
16. M. Glinvad								1	1		1			
17. A. Lauritsen			1	1					1		1		1	1
13. P. Thorsager Mortensen		1					1		2			2	1	

△ AIR CHALL.

□ GROUND CHALL.

○ DRIBBLES

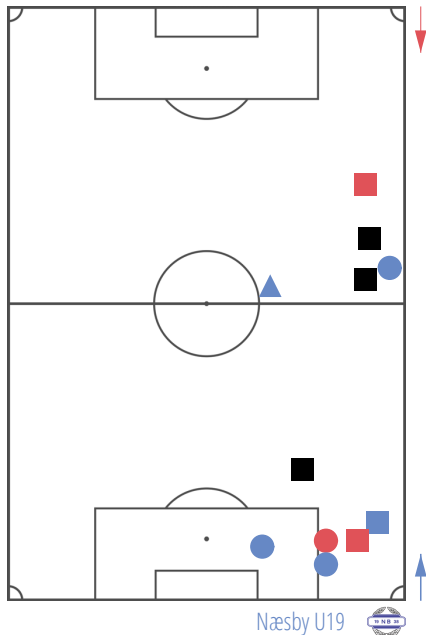
● WON BY VIBORG U19

● WON BY NÆSBY U19

● NEUTRAL DUELS

11 M. Ebbensgaard  
R. Espersen

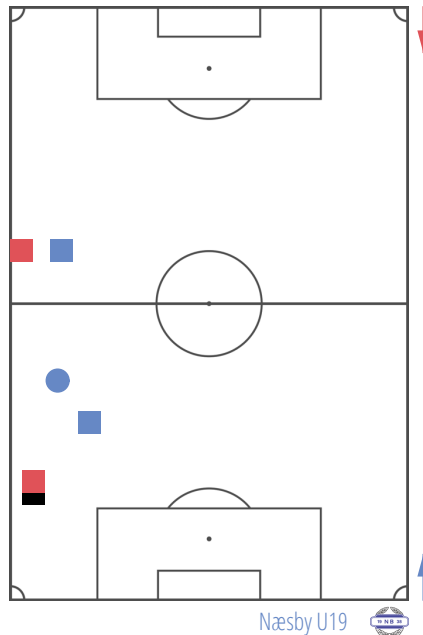
Viborg U19



Næsby U19

6 O. Rømer Møller  
M. De Claville Bertelsen

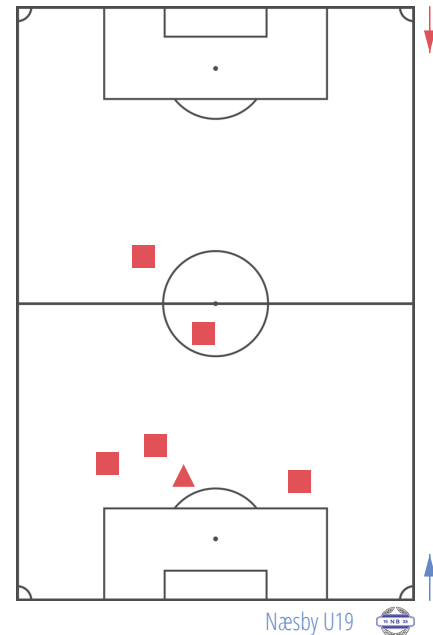
Viborg U19



Næsby U19

6 C. Gandrup  
O. Danielsen

Viborg U19



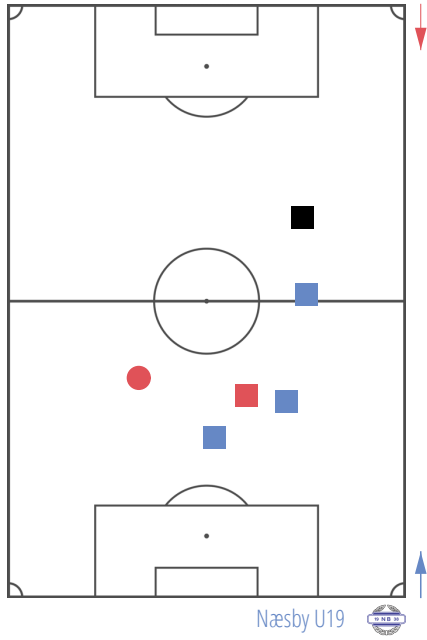
Næsby U19

DUELS GRID

● WON BY VIBORG U19     
 ● WON BY NÆSBY U19     
 ○ DRIBBLES     
 △ AIR CHALL.     
 □ GROUND CHALL.     
 ● NEUTRAL DUELS

**6** C. Gandrup  
K. Petersen

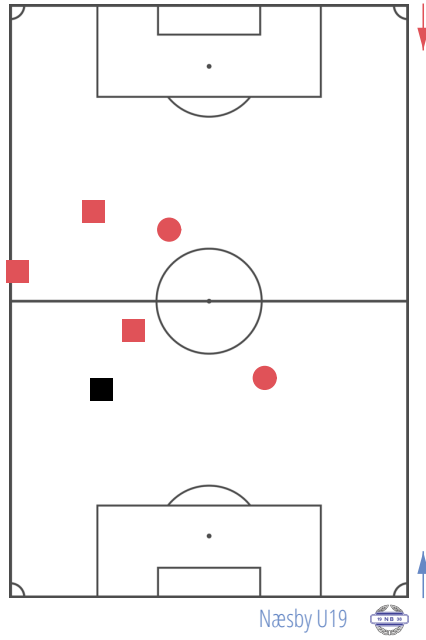
Viborg U19



Næsby U19

**6** F. Mortensen  
O. Danielsen

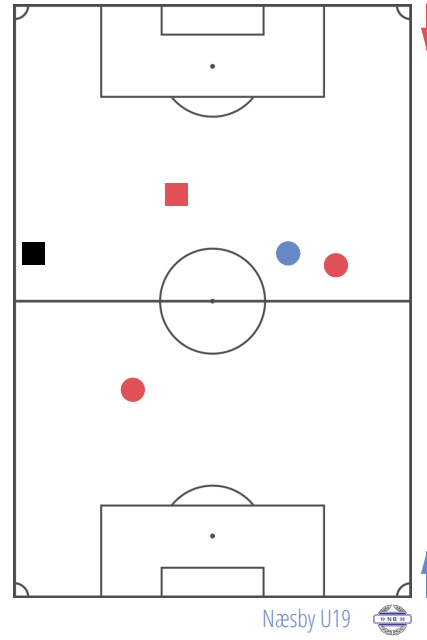
Viborg U19



Næsby U19

**5** M. Kjellerup Andersen  
O. Danielsen

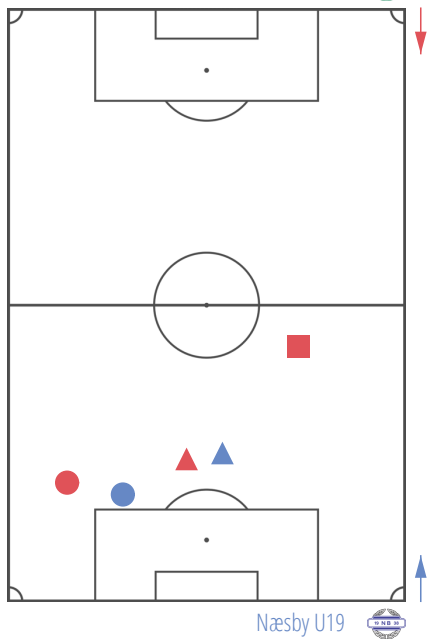
Viborg U19



Næsby U19

**5** C. Gandrup  
J. Hansen

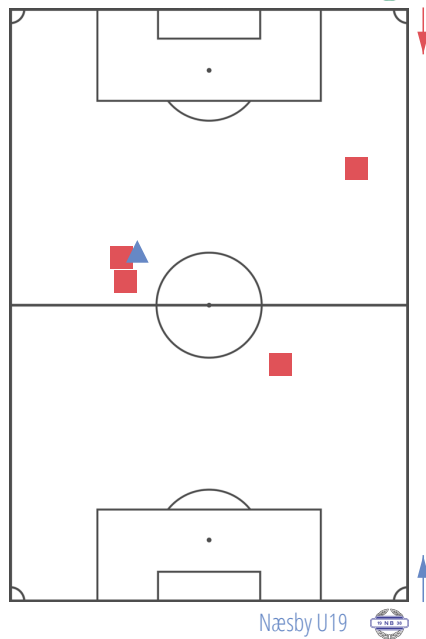
Viborg U19



Næsby U19

**5** F. Mortensen  
M. Danielsen

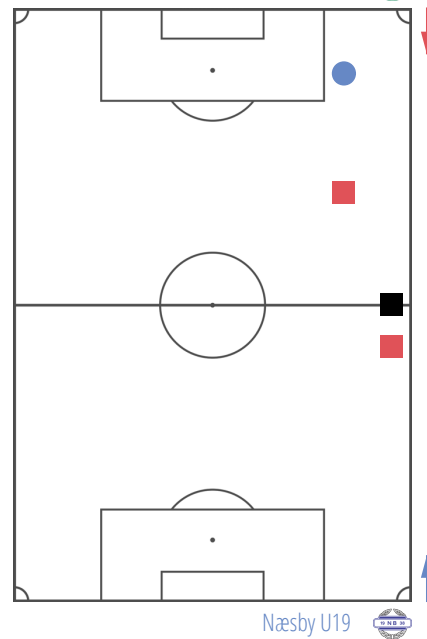
Viborg U19



Næsby U19

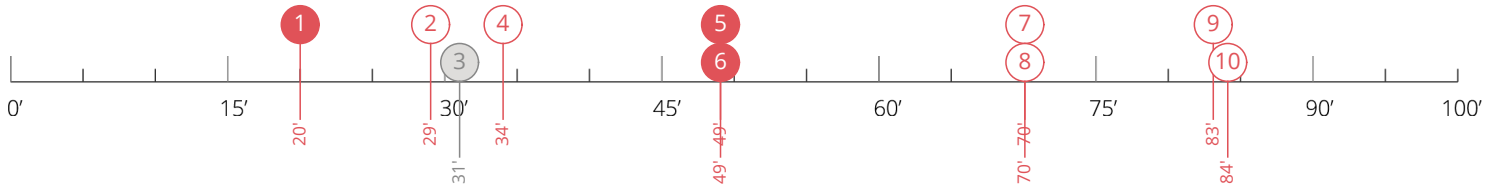
**4** L. Kjeldgaard  
M. Dongsted

Viborg U19

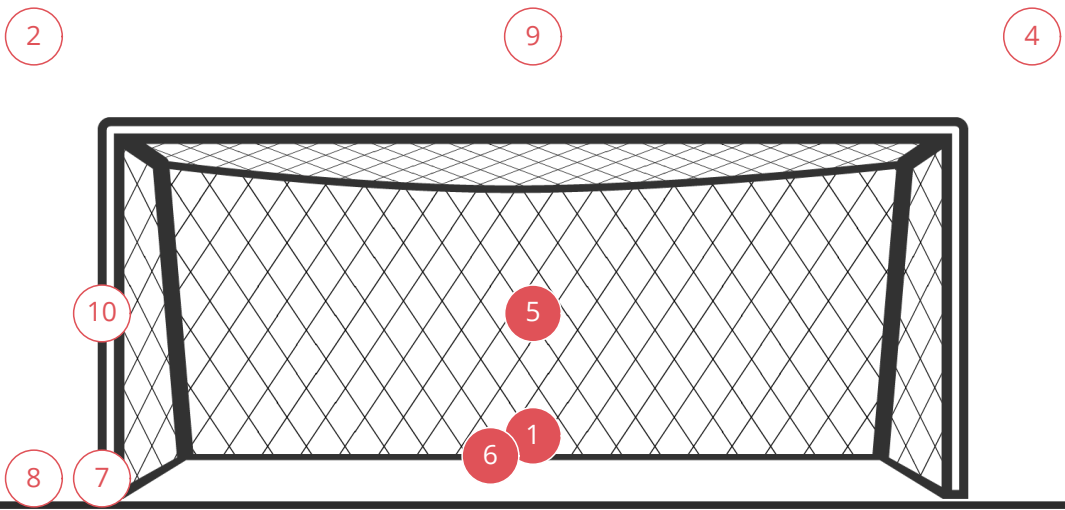


Næsby U19

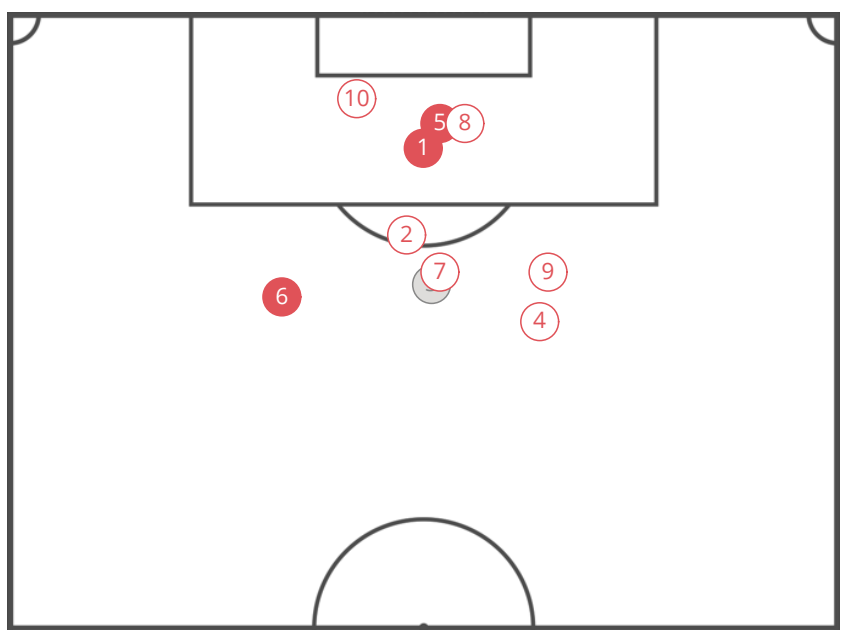
VIBORG U19: GOALS AND STRIKES



10 SHOTS      3 ON TARGET      1 BLOCKED      0 GOALS

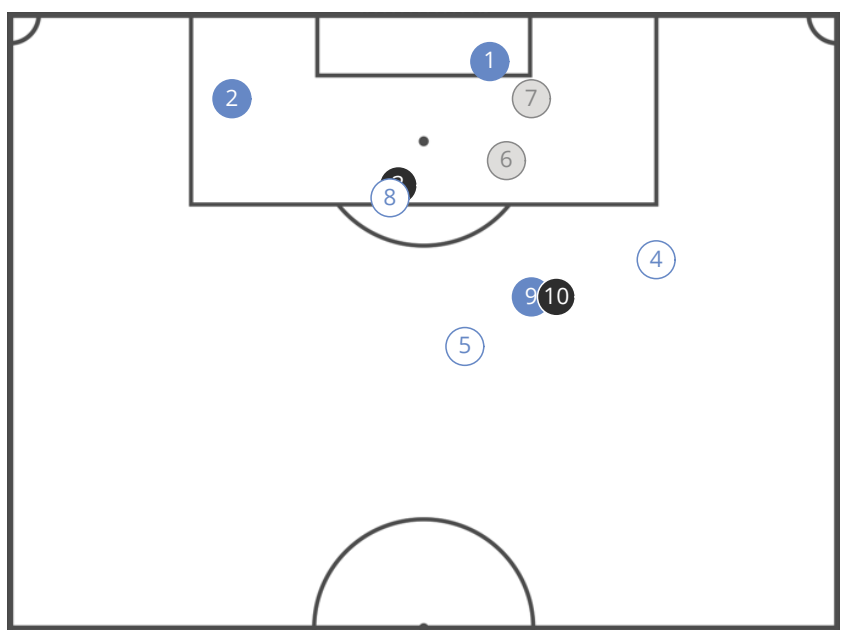
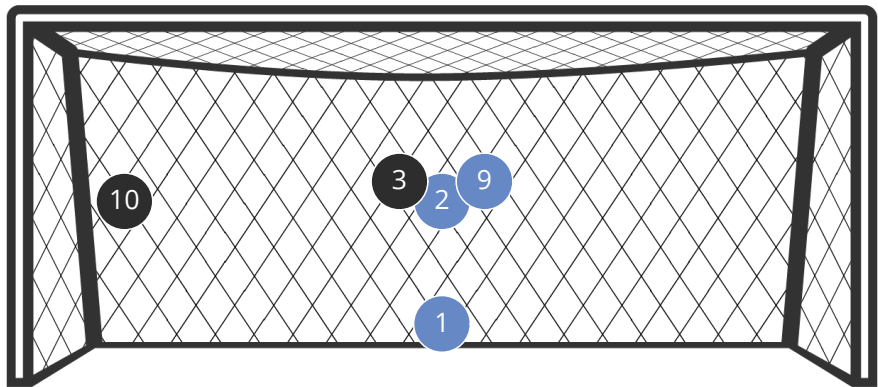
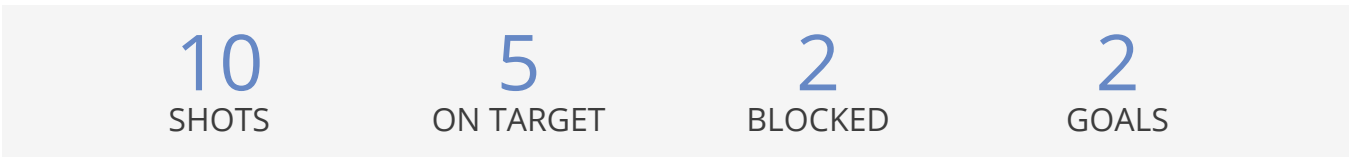
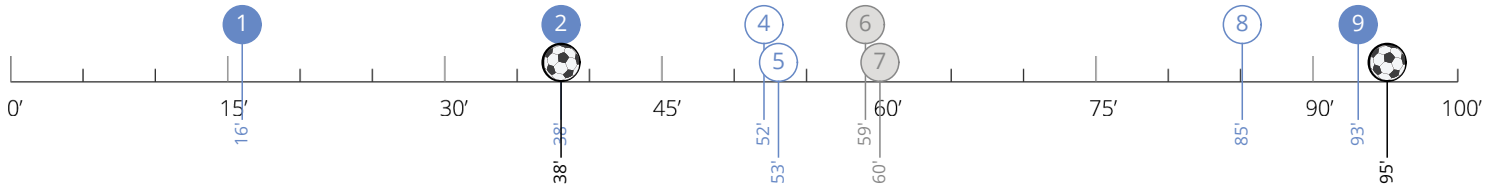


● ON TARGET      ○ OUT OF TARGET      ● BLOCKED      ● GOAL



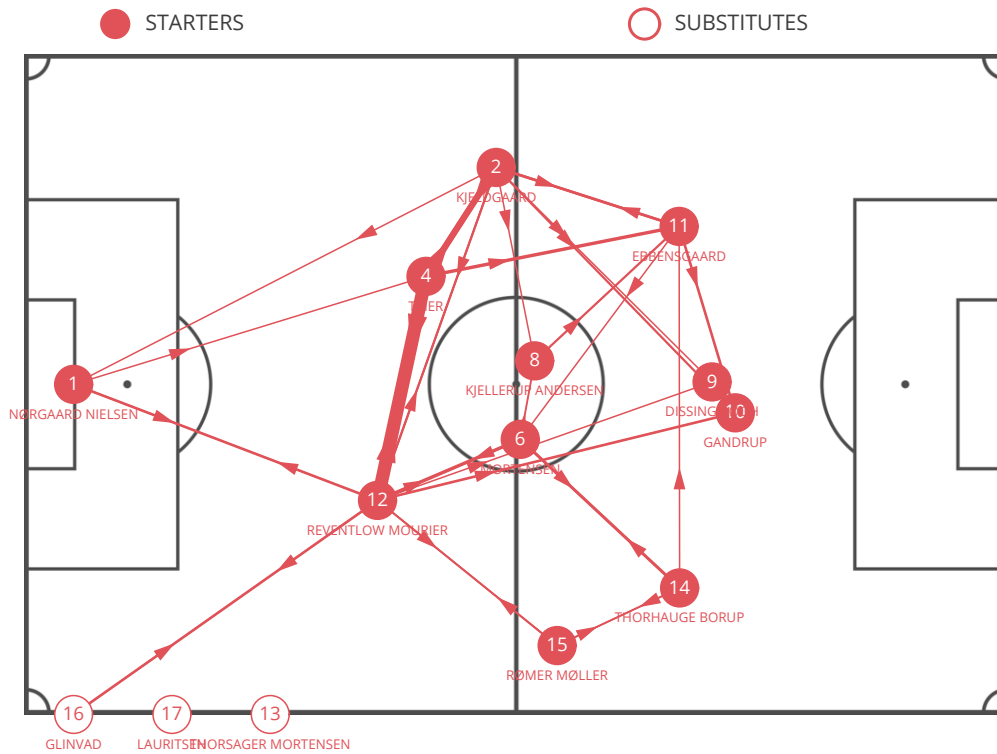
PLAYERS	FOOT
1 C. Gandrup	Right
2 S. Reventlow Mourier	Left
3 S. Trier	FK Right
4 C. Gandrup	Right
5 C. Gandrup	Left
6 M. Kjellerup Andersen	Right
7 C. Gandrup	Right
8 C. Gandrup	Right
9 A. Dissing Bøgh	Right
10 S. Trier	Heading

NÆSBY U19: GOALS AND STRIKES



PLAYERS		FOOT
1	P. Plougmann	Right
2	M. De Claville Bertelsen	Left
3	T. Larsen	Right
4	M. De Claville Bertelsen	Right
5	M. De Claville Bertelsen	Right
6	P. Plougmann	Right
7	J. Hansen	Heading
8	A. Kjerstad	Left
9	M. De Claville Bertelsen	Right
10	T. Larsen	FK Left

VIBORG U19: PASSES



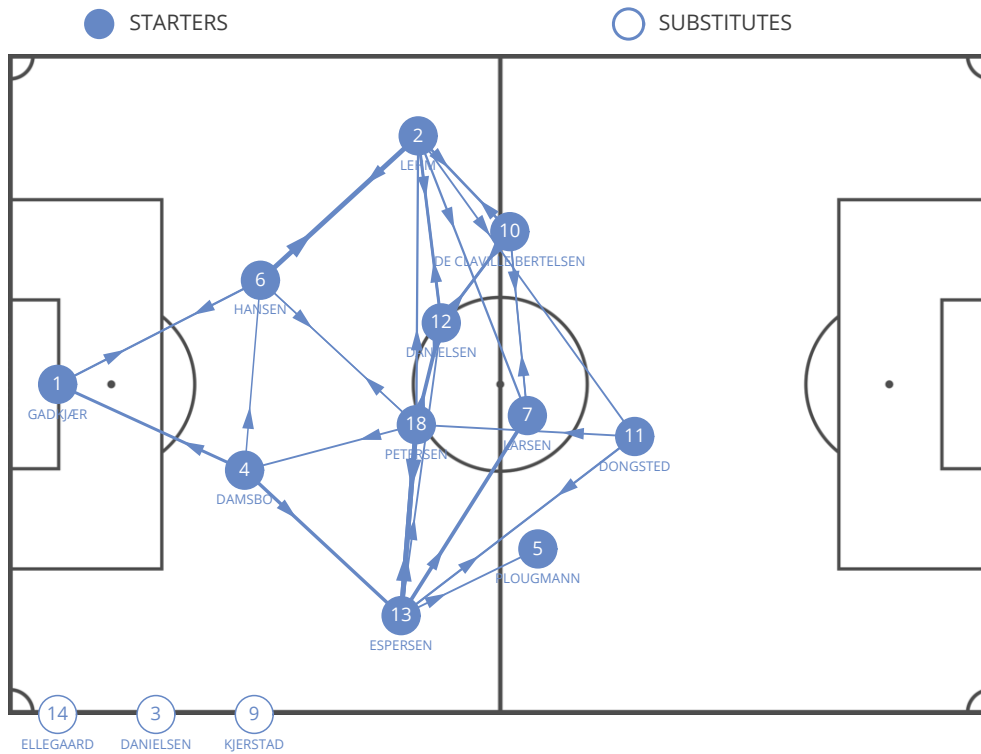
	1. A. Nørgaard Nielsen	6. F. Mortensen	4. S. Trier	10. C. Gandrup	14. S. Thorhauge Borup	9. A. Dissing Bøgh	15. O. Rømer Møller	12. S. Reventlow Mourier	8. M. Kjellerup Andersen	2. L. Kjeldgaard	11. M. Ebbensgaard	16. M. Glinvad	17. A. Lauritsen	13. P. Thorsager Mortensen
1. A. Nørgaard Nielsen	4													
6. F. Mortensen	2	2												
4. S. Trier	3	3	35											
10. C. Gandrup			1	7										
14. S. Thorhauge Borup		8		2	2									
9. A. Dissing Bøgh				5 (1)	2	1								
15. O. Rømer Møller	2	2	1	3 (1)	5	1	5							
12. S. Reventlow Mourier	4	6 (1)	3	7 (3)	2	4 (2)	5	1	6					
8. M. Kjellerup Andersen			2	3	1	1	2 (1)		1	6				
2. L. Kjeldgaard	4	1	15 (1)	6 (3)		4 (1)		5	4	7				
11. M. Ebbensgaard		4	1	7	1	3			1	7	1			
16. M. Glinvad			1	1		2 (1)		4		1		1		
17. A. Lauritsen			2					1		1	1	1		
13. P. Thorsager Mortensen			2	1						1				

PASSES RECEIVED BY THE PLAYER

PASSES MADE BY THE PLAYER

(\*) HIGH PASSES

NÆSBY U19: PASSES



	1. J. Gadkjær	2. K. Lehm	13. R. Espersen	4. M. Damsbo	6. J. Hansen	5. P. Plougmann	18. K. Petersen	7. T. Larsen	10. M. De Claville Bertelsen	12. O. Danielsen	11. M. Dongsted	14. M. Ellegaard	3. M. Danielsen	9. A. Kjerstad
1. J. Gadkjær	1				6	1 (1)	2			2 (1)	3 (2)			
2. K. Lehm		3			5		3	6 (1)	7	6 (1)	5 (1)			1 (1)
13. R. Espersen	1	1	2			5	13	10	2	5	6		2	
4. M. Damsbo	8		9 (1)	4			1		2	1	3 (2)			1 (1)
6. J. Hansen	4	13			4		4	2	3 (1)	1				
5. P. Plougmann			3	2			1	1		3	1			
18. K. Petersen	2	6 (2)	13	5	4	2		2	2	5	1			
7. T. Larsen		1	3 (1)	2	2	3	2		5	2			1	3
10. M. De Claville Bertelsen		4	3 (2)	3	2		1	4		8	3 (2)	1	1	2
12. O. Danielsen		8 (1)		2	1	2	10	1	6		2	1	1 (1)	
11. M. Dongsted		2	4				5	2	1	2				1
14. M. Ellegaard										2				
3. M. Danielsen								2	3					
9. A. Kjerstad			2							1			1	

PASSES RECEIVED BY THE PLAYER

PASSES MADE BY THE PLAYER

(\*) HIGH PASSES



VIBORG U19: PLAYER EVENTS

		MINUTES PLAYED	GOALS / GOALS ON PENALTY	ASSISTS	TOUCHES	SHOTS / ON TARGET	FOULS COMM. / CONCEDED	YELLOW CARDS / RED CARDS	OFFSIDES	FREE K. SHOTS / ON TARGET	FREE K. CROSS / ACCURATE	CORNERS / ACCURATE	THROW INS / ACCURATE
1	A. Nørgaard Nielsen	90	0/0	0	28	0/0	0/0	0/1	0	0/0	0/0	0/0	0/0
6	F. Mortensen	90	0/0	0	42	0/0	0/6	0/0	0	0/0	0/0	0/0	0/0
4	S. Trier	90	0/0	0	86	2/0	1/0	0/0	0	1/0	0/0	0/0	4/2
10	C. Gandrup	90	0/0	0	34	5/2	0/1	0/0	0	0/0	0/0	4/1	0/0
14	S. Thorhauge Borup	63	0/0	0	28	0/0	0/0	0/0	0	0/0	0/0	0/0	0/0
9	A. Dissing Bøgh	90	0/0	0	25	1/0	0/0	0/0	0	0/0	0/0	0/0	0/0
15	O. Rømer Møller	63	0/0	0	32	0/0	1/0	1/0	0	0/0	0/0	0/0	8/7
12	S. Reventlow Mourier	90	0/0	0	94	1/0	0/0	0/0	0	0/0	0/0	0/0	0/0
8	M. Kjellerup Andersen	69	0/0	0	31	1/1	0/1	0/0	0	0/0	0/0	0/0	0/0
2	L. Kjeldgaard	90	0/0	0	60	0/0	0/1	0/0	0	0/0	0/0	0/0	5/5
11	M. Ebbensgaard	90	0/0	0	43	0/0	1/1	0/0	0	0/0	0/0	0/0	0/0
16	M. Glinvad	27	0/0	0	16	0/0	0/0	0/0	0	0/0	0/0	0/0	1/1
17	A. Lauritsen	21	0/0	0	11	0/0	0/0	0/0	1	0/0	0/0	0/0	1/1
13	P. Thorsager Mortensen	27	0/0	0	9	0/0	0/0	0/0	0	0/0	0/0	2/1	1/1

		DUELS / WON	GROUND CHALL. / WON	AIR CHALL. / WON	ATTACKING CHALL.	DEFENDING CHALL.	DRIBBLES	TACKLES	DEFENDING 1V1	RECOVERED IN OPP. HALF	LOSSES IN OPP. HALF
1	A. Nørgaard Nielsen	1 / 1	1 / 1	0 / 0	1	0	0	0	0	0	0
6	F. Mortensen	48 / 28	45 / 27	3 / 1	19	18	11	3	5	5	1
4	S. Trier	22 / 12	19 / 11	3 / 1	8	7	2	1	2	2	1
10	C. Gandrup	39 / 17	35 / 15	4 / 2	16	6	10	3	1	5	5
14	S. Thorhauge Borup	19 / 7	17 / 6	2 / 1	13	3	5	0	1	1	5
9	A. Dissing Bøgh	12 / 4	8 / 3	4 / 1	5	1	2	0	0	2	2
15	O. Rømer Møller	17 / 6	16 / 5	1 / 1	4	9	2	1	3	2	0
12	S. Reventlow Mourier	8 / 4	7 / 4	1 / 0	2	5	2	0	1	4	2
8	M. Kjellerup Andersen	16 / 5	16 / 5	0 / 0	2	11	0	0	8	2	6
2	L. Kjeldgaard	14 / 5	14 / 5	0 / 0	3	9	1	0	4	4	5
11	M. Ebbensgaard	34 / 11	30 / 11	4 / 0	13	12	9	2	5	2	7
16	M. Glinvad	9 / 3	9 / 3	0 / 0	3	5	1	0	3	1	1
17	A. Lauritsen	8 / 0	7 / 0	1 / 0	1	3	1	0	2	4	2
13	P. Thorsager Mortensen	11 / 4	11 / 4	0 / 0	6	5	3	0	1	1	3

		PASSES / ACCURATE	% ACCURATE	LONG PASSES / ACCURATE	THROUGH PASSES / ACCURATE	IN THE BOX / ACCURATE	CROSSES / ACCURATE	CROSS FROM BYLINE	CROSS HIGH	CROSS LOW	CROSS BLOCKED
1	A. Nørgaard Nielsen	25 / 23	92	9 / 7	0 / 0	0 / 0	0 / 0	0	0	0	0
6	F. Mortensen	38 / 36	95	4 / 2	0 / 0	0 / 0	0 / 0	0	0	0	0
4	S. Trier	83 / 74	90	12 / 9	2 / 1	0 / 0	3 / 0	2	0	1	2
10	C. Gandrup	31 / 18	59	1 / 1	0 / 0	4 / 2	7 / 1	5	4	1	2
14	S. Thorhauge Borup	25 / 17	68	2 / 2	0 / 0	0 / 0	6 / 1	4	4	2	0
9	A. Dissing Bøgh	25 / 15	60	1 / 1	0 / 0	1 / 1	2 / 0	0	1	1	0
15	O. Rømer Møller	26 / 20	77	2 / 1	0 / 0	0 / 0	2 / 1	2	1	0	1
12	S. Reventlow Mourier	91 / 80	88	13 / 7	2 / 1	0 / 0	1 / 1	0	1	0	0
8	M. Kjellerup Andersen	28 / 18	65	1 / 1	2 / 1	0 / 0	2 / 2	0	0	2	0
2	L. Kjeldgaard	57 / 48	85	7 / 4	1 / 0	1 / 1	1 / 0	0	1	0	0
11	M. Ebbensgaard	40 / 25	63	3 / 0	0 / 0	4 / 1	6 / 0	5	5	0	1
16	M. Glinvad	15 / 13	87	3 / 2	0 / 0	0 / 0	1 / 0	0	0	0	1
17	A. Lauritsen	10 / 6	60	0 / 0	0 / 0	0 / 0	2 / 0	0	2	0	0
13	P. Thorsager Mortensen	7 / 4	58	0 / 0	0 / 0	0 / 0	3 / 2	2	2	1	0

NÆSBY U19: PLAYER EVENTS

		MINUTES PLAYED	GOALS / GOALS ON PENALTY	ASSISTS	TOUCHES	SHOTS / ON TARGET	FOULS COMM. / CONCEDED	YELLOW CARDS / RED CARDS	OFFSIDES	FREE K. SHOTS / ON TARGET	FREE K. CROSS / ACCURATE	CORNERS / ACCURATE	THROW INS / ACCURATE
1	J. Gadkjær	90	0/0	0	24	0/0	0/0	0/0	0	0/0	0/0	0/0	0/0
2	K. Lehm	76	0/0	0	55	0/0	0/0	0/0	0	0/0	0/0	0/0	9/8
13	R. Espersen	90	0/0	0	64	0/0	1/0	0/0	0	0/0	0/0	0/0	11/9
4	M. Damsbo	90	0/0	0	41	0/0	0/0	0/0	0	0/0	0/0	0/0	0/0
6	J. Hansen	90	0/0	0	42	1/0	0/0	0/0	0	0/0	0/0	0/0	0/0
5	P. Plougmann	63	0/0	0	16	2/1	0/0	0/0	0	0/0	0/0	0/0	0/0
18	K. Petersen	90	0/0	0	64	0/0	0/0	0/0	0	0/0	0/0	0/0	0/0
7	T. Larsen	90	2/0	0	33	2/2	2/0	0/0	0	1/1	0/0	2/2	0/0
10	M. De Claville Bertelsen	90	0/0	0	43	4/2	0/1	0/0	0	0/0	0/0	2/1	1/0
12	O. Danielsen	90	0/0	0	60	0/0	5/1	0/0	1	0/0	0/0	0/0	0/0
11	M. Dongsted	80	0/0	1	26	0/0	1/0	0/0	1	0/0	0/0	0/0	0/0
14	M. Ellegaard	14	0/0	0	4	0/0	0/0	0/0	0	0/0	0/0	0/0	1/1
3	M. Danielsen	10	0/0	0	5	0/0	1/0	0/0	0	0/0	0/0	0/0	0/0
9	A. Kjerstad	27	0/0	0	11	1/0	0/1	0/0	1	0/0	0/0	0/0	0/0

		DUELS / WON	GROUND CHALL. / WON	AIR CHALL. / WON	ATTACKING CHALL.	DEFENDING CHALL.	DRIBBLES	TACKLES	DEFENDING 1V1	RECOVERED IN OPP. HALF	LOSSES IN OPP. HALF
1	J. Gadkjær	2 / 2	1 / 1	1 / 1	0	0	0	0	0	0	0
2	K. Lehm	9 / 3	8 / 2	1 / 1	2	3	0	0	0	0	4
13	R. Espersen	23 / 12	19 / 10	4 / 2	11	5	6	0	3	2	0
4	M. Damsbo	10 / 6	6 / 4	4 / 2	0	5	0	0	3	1	1
6	J. Hansen	14 / 5	10 / 3	4 / 2	0	8	0	0	6	1	0
5	P. Plougmann	9 / 2	8 / 1	1 / 1	5	1	1	0	1	1	0
18	K. Petersen	17 / 7	16 / 7	1 / 0	8	3	2	1	1	0	2
7	T. Larsen	12 / 3	12 / 3	0 / 0	8	2	5	0	2	1	2
10	M. De Claville Bertelsen	25 / 13	25 / 13	0 / 0	15	8	7	0	1	0	1
12	O. Danielsen	34 / 9	29 / 8	5 / 1	14	8	7	1	6	1	5
11	M. Dongsted	19 / 5	19 / 5	0 / 0	10	5	3	0	2	0	2
14	M. Ellegaard	6 / 2	5 / 1	1 / 1	2	3	1	0	2	0	0
3	M. Danielsen	8 / 3	7 / 2	1 / 1	3	0	0	0	0	1	0
9	A. Kjerstad	3 / 2	3 / 2	0 / 0	2	0	0	0	0	0	1

		PASSES / ACCURATE	% ACCURATE	LONG PASSES / ACCURATE	THROUGH PASSES / ACCURATE	IN THE BOX / ACCURATE	CROSSES / ACCURATE	CROSS FROM BYLINE	CROSS HIGH	CROSS LOW	CROSS BLOCKED
1	J. Gadkjær	24 / 15	63	12 / 4	0/0	0/0	0/0	0	0	0	0
2	K. Lehm	53 / 36	68	10 / 4	1/0	0/0	1/0	0	0	1	0
13	R. Espersen	56 / 48	86	2/0	0/0	1/1	0/0	0	0	0	0
4	M. Damsbo	38 / 29	77	9/4	0/0	0/0	0/0	0	0	0	0
6	J. Hansen	35 / 29	83	5/1	0/0	0/0	0/0	0	0	0	0
5	P. Plougmann	14 / 11	79	0/0	0/0	0/0	0/0	0	0	0	0
18	K. Petersen	56 / 48	86	6/2	1/1	0/0	0/0	0	0	0	0
7	T. Larsen	33 / 24	73	6/1	3/2	1/1	0/0	0	0	0	0
10	M. De Claville Bertelsen	38 / 31	82	6/4	1/0	0/0	3/3	2	2	1	0
12	O. Danielsen	52 / 38	74	6/2	2/1	0/0	0/0	0	0	0	0
11	M. Dongsted	26 / 19	74	0/0	0/0	2/1	2/0	2	0	1	1
14	M. Ellegaard	4 / 2	50	1/0	0/0	0/0	0/0	0	0	0	0
3	M. Danielsen	5 / 5	100	0/0	1/1	0/0	0/0	0	0	0	0
9	A. Kjerstad	9 / 5	56	1/0	0/0	0/0	0/0	0	0	0	0

## MATCH REPORT GUIDE

## SECTION 1

**AVERAGE POSITIONS**

Players position is calculated on an average detected point which takes into consideration every kind of action, including those with no ball possession.

White-filled circles are substitutes indicators.

## SECTION 2

**GENERALS****Average position**

It shows the barycentre of the team, considering the average place of its actions.

**CONSTRUCTION****Actions started by goalkeeper**

It considers all the actions started by the goalkeeper. It will be considered as a single one even if inside the same action he is involved more than once before the ball crosses the halfway line.

**Long pass**

Number of throws beyond the halfway line.

**Low**

Number of throws to a fellow teammate inside his half of the field.

**Right**

Number of actions crossing the halfway line in the right side.

**Left**

Number of actions crossing the halfway line in the left side.

**Center**

Number of actions crossing the halfway line in the central area.

**Failed**

Number of actions stopped before crossing the halfway line.

**ATTACKING PLAY****Actions finalization**

It shows team offensive dangerousness and the way it is carried out.

**Shot from outside of penalty area**

Number of team shots from outside the penalty area.

**Crosses**

It shows how many finalizations are completed straight after a cross from the flanks.

**Build-Up play**

It shows how many finalizations are completed straight after a build-up play.

**Long ball**

It shows how many finalizations are completed straight after a long ball.

**DEFENSIVE****Final Third Entries**

Number of times the opponent team plays the ball between the halfway line and the penalty area.

**Fouls near the box**

Number of fouls committed by the team nearby its penalty areas

## SECTION 3

**TERRITORIAL COVERAGE****Ball possession recovery**

It only takes into consideration the actual number of ball possession recoveries, even if temporary. Recoveries caused by opponents mistakes are not considered (i.e. ball kicked out of the pitch by the opponent).

## SECTION 4

**DUELS****Attacking duels**

Number of duels carried out when the team has ball possession.

**Defensive duels**

Number of duels carried out when the opponent team has ball possession.

## SECTION 7

**PASSES**

Players position is calculated on an average detected point based on the position occupied, considering every kind of action, including those with no ball possession.

Lines connecting players show the number of passes. The thicker is the line, the higher is the number of passes between each other.