



NÆSBY U19

13/05/2017
U19 DIVISION 2016/2017

1 - 1



ROSKILDE U19

📄 - 📊 - ⌚ 96' (45 + 51)

18	GKP	J. Gadkjær ('99)		1	GKP	J. Jepmond ('99)	
13	DEF	R. Espersen ('99)		13	DEF	D. Jakupi ('99)	
6	DEF	J. Hansen ('98)	59' ←	5	DEF	A. Kornum ('99)	
4	DEF	M. Damsbo ('98)		4	DEF	M. Friis ('98)	73' ← 73' 🟥
2	DEF	K. Lehm ('98)		6	DEF	S. Christoffersen ('99)	
8	MID	O. Danielsen ('99)		8	MID	G. Rasmussen ('98)	94' 🟡
12	MID	M. Danielsen ('99)	46' ←	17	MID	L. Meinert ('98)	
5	MID	P. Plougmann ('99)		10	MID	Y. Bakiz ('99)	82' ← 38' 🟥
9	MID	A. Kjerstad ('99)	60' ←	7	MID	M. Kisum ('99)	
10	MID	M. De Claville Bertelsen ('98)		19	FWD	N. Lykke ('99)	60' ←
7	MID	T. Larsen ('98)	53' 🟡	14	FWD	M. Rehder (')	50' ←

SUBSTITUTES

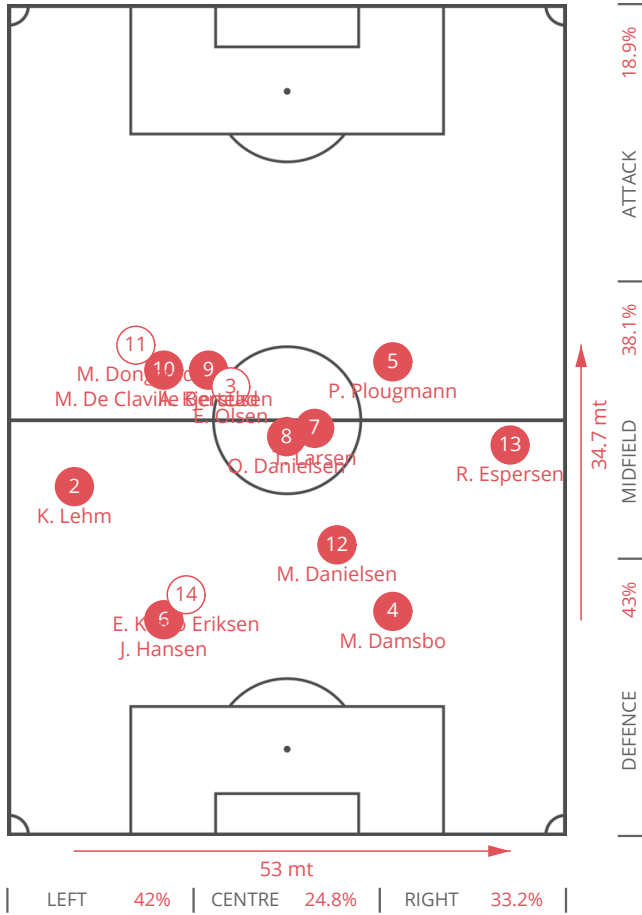
14	DEF	E. Kingo Eriksen ('98)	59' → 89' 🟡	20	MID	W. Sivert ('99)	82' →
3	MID	E. Olsen ('99)	60' →	11	MID	E. Amisse ('98)	50' → 83' 🟡
11	FWD	M. Dongsted ('99)	46' →	9	FWD	K. Aydin ('99)	60' →

NÆSBY U19

AVERAGE POSITIONS

● STARTERS

○ SUBSTITUTES



PLAYERS

2	DEF	K. Lehm
4	DEF	M. Damsbo
13	DEF	R. Espersen
6	DEF	J. Hansen
8	MID	O. Danielsen
5	MID	P. Plougmann
7	MID	T. Larsen
10	MID	M. De Claville Bertelsen
9	MID	A. Kjerstad
12	MID	M. Danielsen
14	DEF	E. Kingo Eriksen
3	MID	E. Olsen
11	FWD	M. Dongsted



4-4-1-1
Used from 0' >> 45'



NÆSBY U19



ROSKILDE U19

	1 HALF	2 HALF	TOTAL	1 HALF	2 HALF	TOTAL
GENERALS						
BALL POSSESSION	19 min	18 min	37 min	12 min	14 min	26 min
AVERAGE POSITION	38 mt	51.8 mt	44.9 mt	59.4 mt	47.8 mt	53.6 mt
CORNERS	1	4	5	3	4	7
FREE KICK CROSS	0	2	2	2	2	4
FREE KICK SHOT	0	1	1	2	0	2
FOULS	5	7	12	1	9	10
OFFSIDES	2	2	4	4	1	5

CONSTRUCTION						
PASSES (% ACCURATE)	228 (81.1%)	225 (80.4%)	453 (80.8%)	166 (80.7%)	127 (75.6%)	293 (78.5%)
- Final Third Entries (% Accurate)	15 (46.7%)	42 (64.3%)	57 (59.6%)	44 (70.5%)	20 (65%)	64 (68.8%)
- Other (% Accurate)	213 (83.6%)	183 (84.2%)	396 (83.8%)	122 (84.4%)	107 (77.6%)	229 (81.2%)
LONG PASSES (% ACCURATE)	24 (41.7%)	31 (41.9%)	55 (41.8%)	10 (70%)	16 (31.3%)	26 (46.2%)
THROUGH PASSES (% ACCURATE)	5 (40%)	4 (50%)	9 (44.4%)	7 (57.1%)	4 (25%)	11 (45.5%)
COUNTERATTACKS	1	1	2	3	7	10
ACTIONS STARTED BY GOALKEEPER	24	9	33	10	10	20
- Long pass	1	0	1	6	6	12
- LOW	23	8	31	4	4	8
-- % Right	21.7%	62.5%	32.3%	25%	50%	37.5%
-- % Left	52.2%	25%	45.2%	75%	50%	62.5%
-- % Center	21.7%	12.5%	19.4%	0%	0%	0%
-- % Failed	4.3%	0%	3.2%	0%	0%	0%



NÆSBY U19



ROSKILDE U19

	1 HALF	2 HALF	TOTAL	1 HALF	2 HALF	TOTAL
ATTACKING PLAY						
OPPORTUNITY (% SUCCESSFUL)	3 (0%)	4 (25%)	7 (14.3%)	10 (10%)	3 (0%)	13 (7.7%)
SHOTS	3	5	8	12	3	15
Shot from outside of penalty area	1	1	2	4	1	5
Shot from inside of penalty area	2	4	6	8	2	10
ACTIONS FINALIZATION	6	17	23	17	7	24
- Shot from outside of penalty area	1	1	2	4	1	5
- CROSSES	2	4	6	1	0	1
-- From left (%)	2 (100%)	2 (50%)	4 (66.7%)	0	0	0 (0%)
-- From right (%)	0	2 (50%)	2 (33.3%)	1 (100%)	0	1 (100%)
- Build-Up play	0	5	5	7	2	9
- Long ball	1	2	3	2	0	2
DEFENSIVE						
SAVES	5	0	5	2	3	5
CLEARANCES	4	3	7	4	3	7
- Low	0	0	0	0	0	0
- High	4	3	7	4	3	7
BALL RECOVERY	45	58	103	58	39	97
- End action	14	23	37	28	16	44
- Real recovery	14	25	39	-1	3	2
- Temporary recovery	17	10	27	31	20	51
FINAL THIRD ENTRIES	26	43	69	49	33	82
FOULS NEAR THE BOX	0	0	0	0	1	1

TERRITORIAL COVERAGE



NÆSBY U19



ROSKILDE U19

● FIRST HALF

○ SECOND HALF

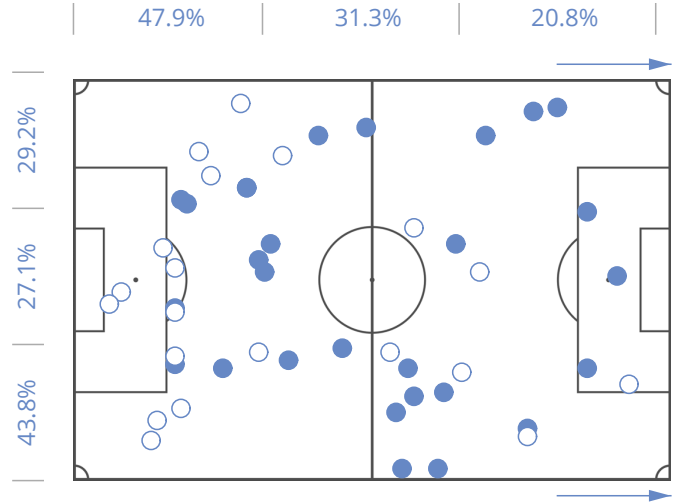
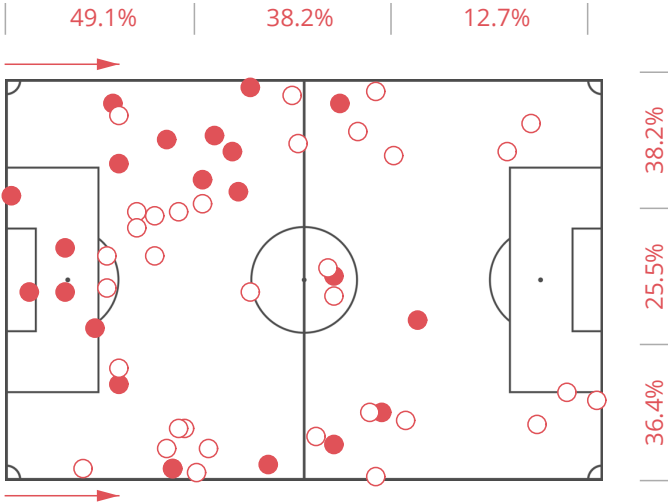
● FIRST HALF

○ SECOND HALF

55

BALL POSSESSION RECOVERY

48



BEST PLAYERS

WORST PLAYERS

M. Damsbo (90')	8	M. Danielsen (46')	3
J. Hansen (59')	8	M. De Claville Bertelsen (90')	
K. Lehm (90')	6	R. Espersen (90')	4
T. Larsen (90')	5	P. Plougmann (90')	4
E. Kingo Eriksen (31')	5	O. Danielsen (90')	4

BEST PLAYERS

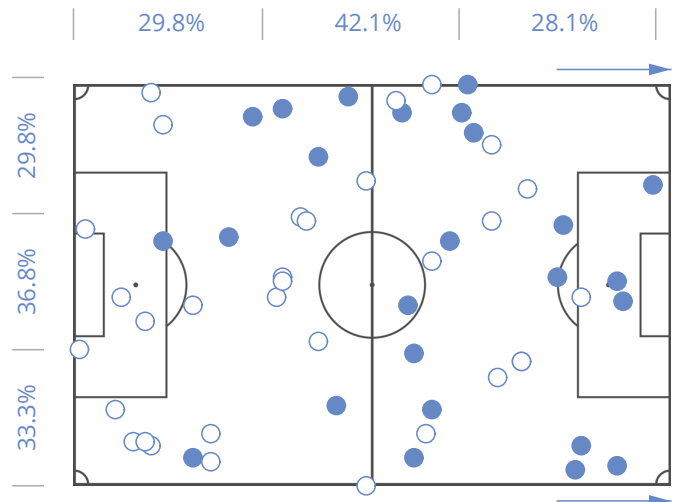
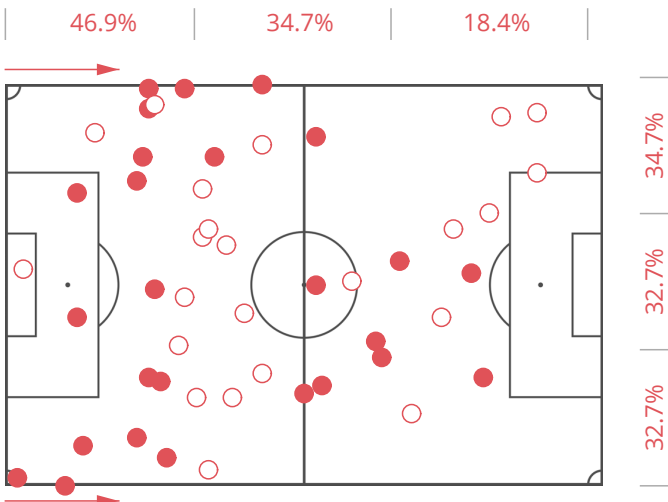
WORST PLAYERS

D. Jakupi (90')	7	N. Lykke (60')	1
S. Christoffersen (90')	7	E. Amisse (40')	1
M. Kisum (90')	6	W. Sivert (8')	1
A. Kornum (90')	6	M. Rehder (50')	2
L. Meinert (90')	6	Y. Bakiz (82')	3

49

BALL POSSESSION LOSS

57



BEST PLAYERS

WORST PLAYERS

M. Dongsted (44')	1	T. Larsen (90')	8
P. Plougmann (90')	2	M. De Claville Bertelsen (90')	
E. Kingo Eriksen (31')	2	K. Lehm (90')	7
O. Danielsen (90')	3	R. Espersen (90')	5
M. Damsbo (90')	4	J. Hansen (59')	5

BEST PLAYERS

WORST PLAYERS

G. Rasmussen (90')	2	A. Kornum (90')	10
M. Friis (73')	2	L. Meinert (90')	7
M. Rehder (50')	3	D. Jakupi (90')	7
E. Amisse (40')	3	S. Christoffersen (90')	7
M. Kisum (90')	4	Y. Bakiz (82')	7

TERRITORIAL COVERAGE



NÆSBY U19



ROSKILDE U19

● FIRST HALF

○ SECOND HALF

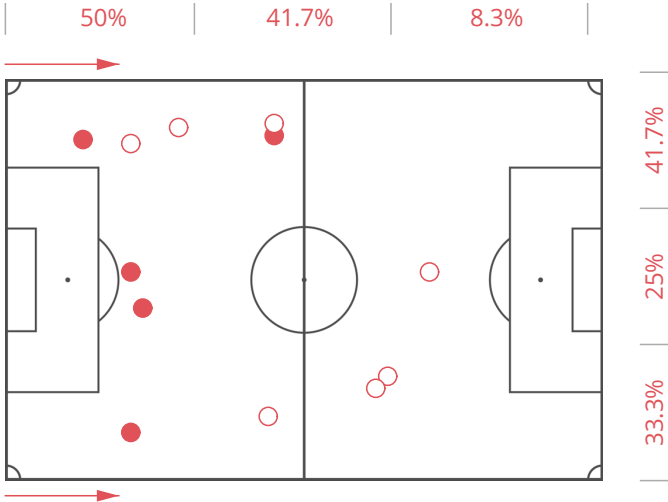
● FIRST HALF

○ SECOND HALF

12

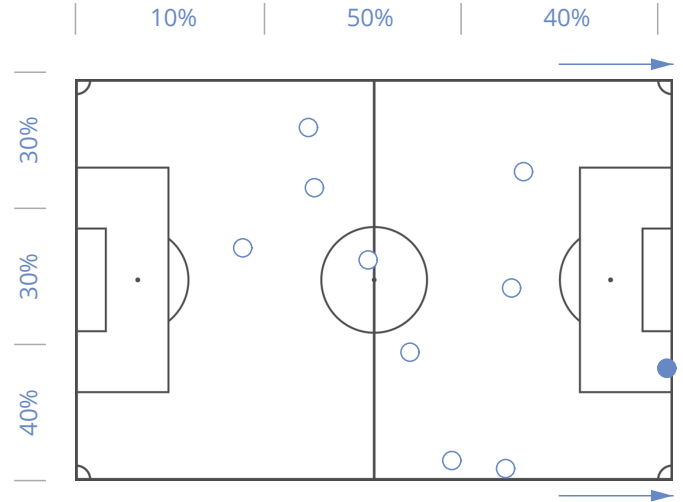
FOULS COMMITTED

10



WORST PLAYERS

O. Danielsen (90')	5
M. Damsbo (90')	2
K. Lehm (90')	1
T. Larsen (90')	1
A. Kjerstad (60')	1



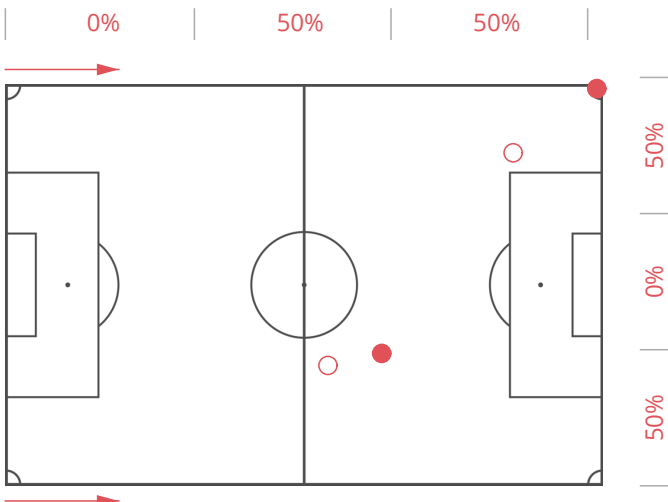
WORST PLAYERS

M. Rehder (50')	3
G. Rasmussen (90')	2
E. Amisse (40')	2
M. Kisum (90')	1
L. Meinert (90')	1

4

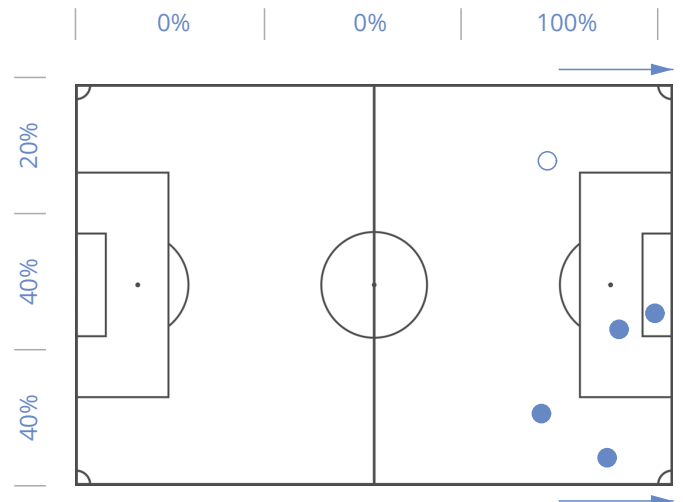
OFFSIDES

5



WORST PLAYERS

M. De Claville Bertelsen (90')	3
A. Kjerstad (60')	1



WORST PLAYERS

Y. Bakiz (82')	2
N. Lykke (60')	2
M. Rehder (50')	1

TERRITORIAL COVERAGE



NÆSBY U19



ROSKILDE U19

● FIRST HALF

○ SECOND HALF

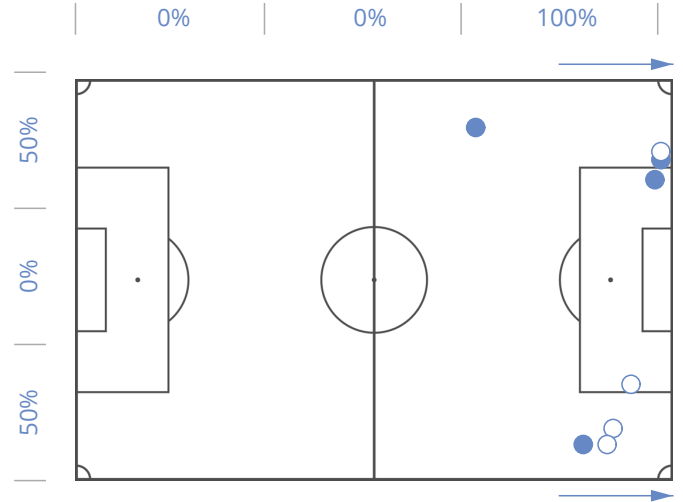
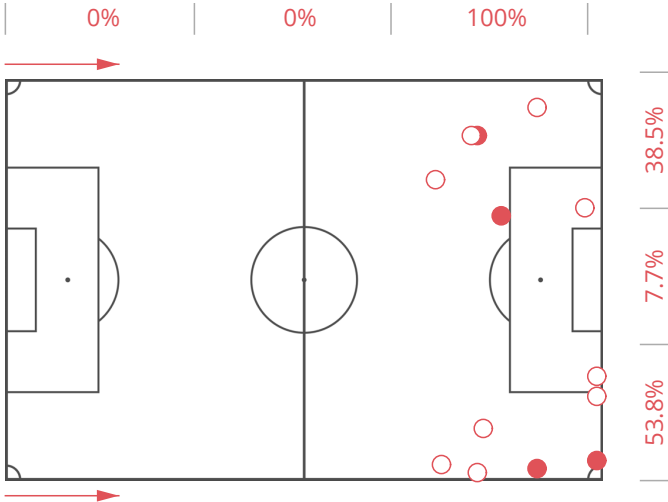
● FIRST HALF

○ SECOND HALF

13

CROSSES

8



BEST PLAYERS

R. Espersen (90')	4
O. Danielsen (90')	3
K. Lehm (90')	2
M. De Claville Bertelsen (90')	2
M. Dongsted (44')	1

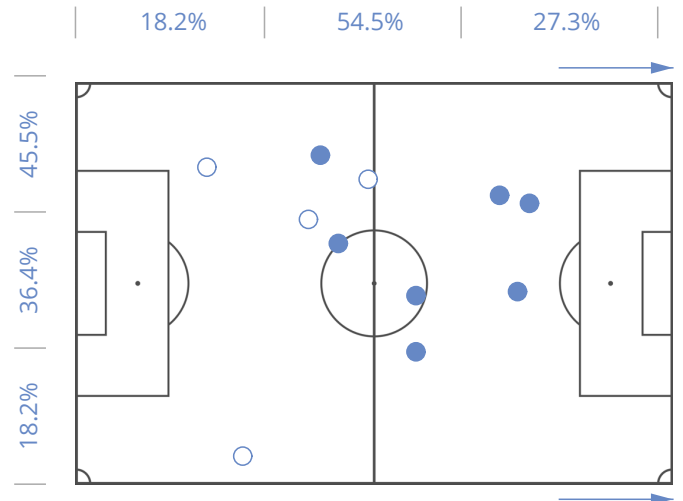
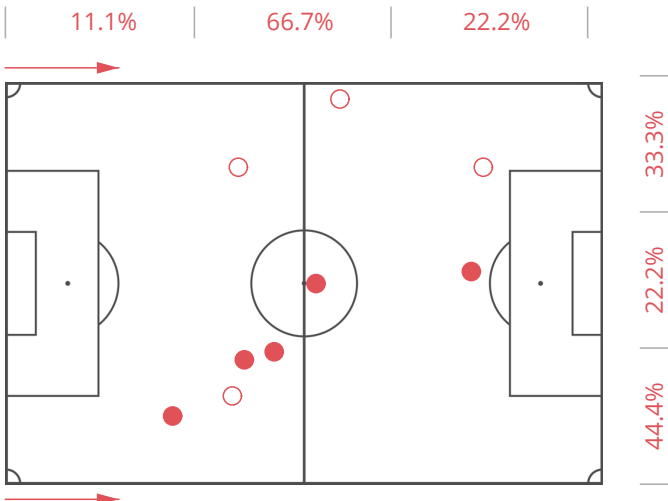
BEST PLAYERS

A. Kornum (90')	4
M. Kisum (90')	3
Y. Bakiz (82')	1

9

THROUGH PASSES

11



BEST PLAYERS

M. De Claville Bertelsen (90')	4
K. Lehm (90')	2
M. Damsbo (90')	2
M. Danielsen (46')	1

BEST PLAYERS

G. Rasmussen (90')	5
A. Kornum (90')	3
D. Jakupi (90')	1
Y. Bakiz (82')	1
E. Amisse (40')	1

DUELS

● FIRST HALF

○ SECOND HALF



NÆSBY U19



ROSKILDE U19

● WON

● NEUT.

● LOST

● WON

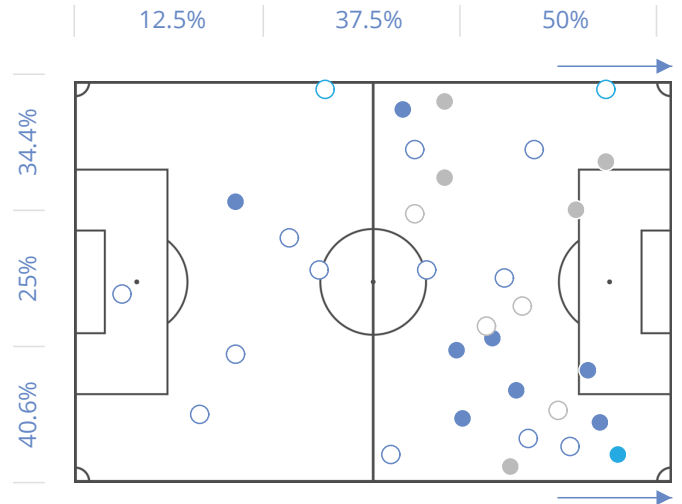
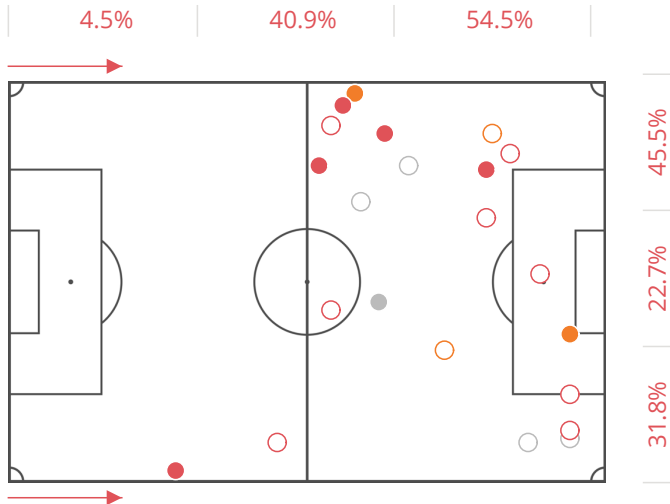
● NEUT.

● LOST

22

1 VS 1 DRIBBLING

32



BEST PLAYERS

	DUELS	WON	NEUT.	LOST
R. Espersen (90')	5	3	0	2
T. Larsen (90')	3	1	2	0
M. De Claville Bertelsen (90')	1	0	0	2
A. Kjerstad (60')	3	2	1	0
M. Dongsted (44')	3	2	1	0

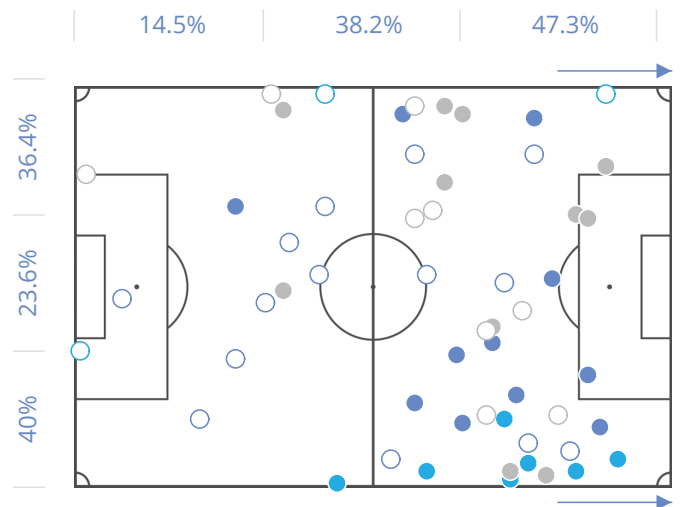
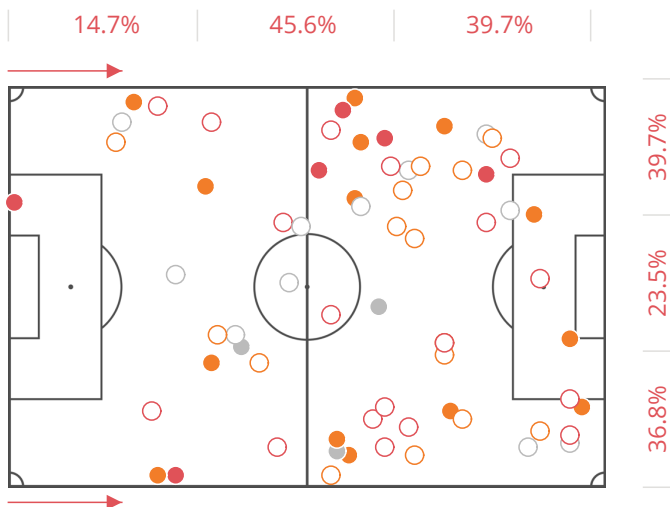
BEST PLAYERS

	DUELS	WON	NEUT.	LOST
Y. Bakiz (82')	6	5	0	1
M. Kisum (90')	4	2	0	2
G. Rasmussen (90')	4	3	0	1
D. Jakupi (90')	3	2	1	0
S. Christoffersen (90')	3	2	1	0

83

ATTACKING DUELS

56



BEST PLAYERS

	DUELS	WON	NEUT.	LOST
M. De Claville Bertelsen (90')	4	4	4	4
T. Larsen (90')	10	4	5	1
R. Espersen (90')	8	4	2	2
P. Plougmann (90')	8	3	4	1
O. Danielsen (90')	6	2	3	1

BEST PLAYERS

	DUELS	WON	NEUT.	LOST
G. Rasmussen (90')	8	5	0	3
Y. Bakiz (82')	8	5	2	1
N. Lykke (60')	6	0	2	4
M. Kisum (90')	5	2	0	3
L. Meinert (90')	5	3	1	1

DUELS

● FIRST HALF

○ SECOND HALF



NÆSBY U19



ROSKILDE U19

● WON

● NEUT.

● LOST

● WON

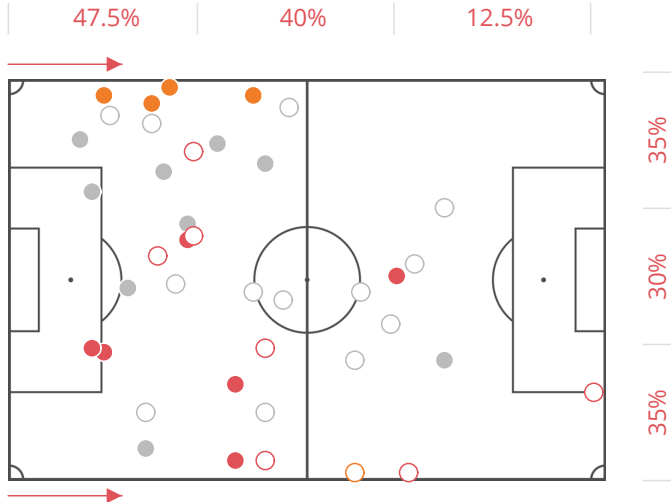
● NEUT.

● LOST

56

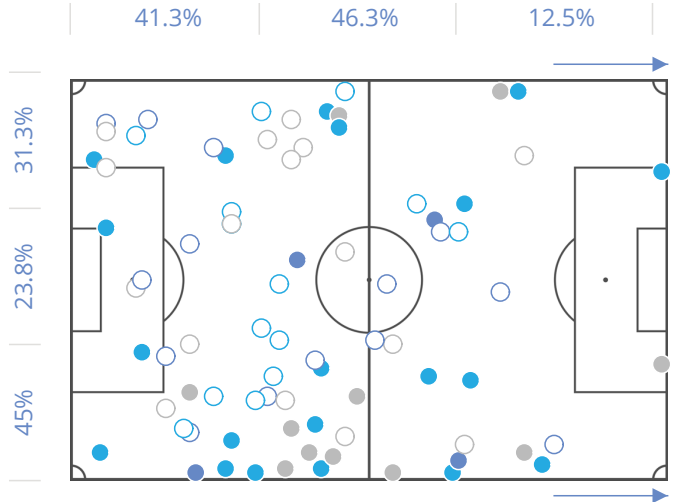
DEFENSIVE DUELS

83



BEST PLAYERS

	DUELS	WON	NEUT.	LOST
O. Danielsen (90')	10	1	1	8
K. Lehm (90')	7	1	2	4
R. Espersen (90')	7	5	1	1
M. Damsbo (90')	5	3	0	2
T. Larsen (90')	2	0	0	2



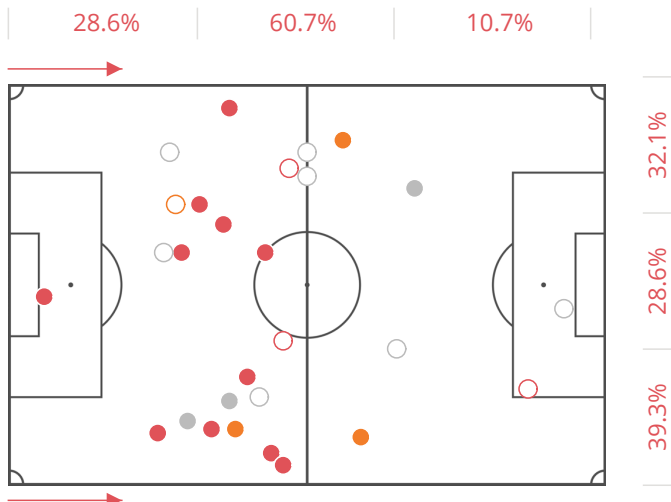
BEST PLAYERS

	DUELS	WON	NEUT.	LOST
L. Meinert (90')	11	1	7	3
A. Kornum (90')	10	5	3	2
S. Christoffersen (90')	10	4	4	2
G. Rasmussen (90')	9	2	3	4
E. Amisse (40')	9	3	1	5

37

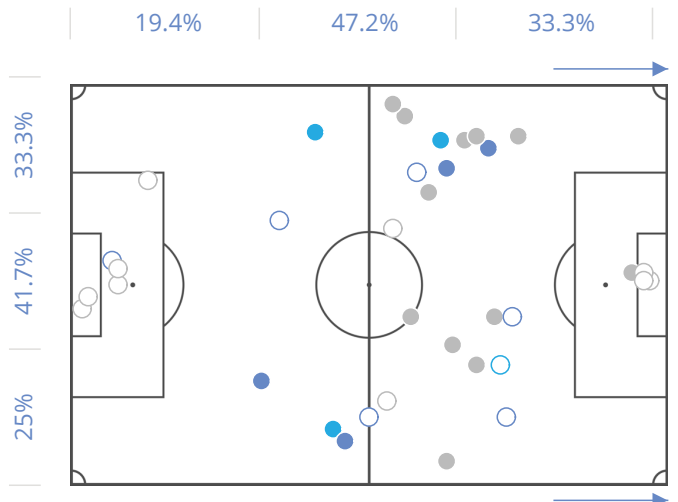
AERIAL DUELS

37



BEST PLAYERS

	DUELS	WON	NEUT.	LOST
O. Danielsen (90')	10	4	2	4
J. Hansen (59')	5	4	0	1
M. Danielsen (46')	4	2	1	1
P. Plougmann (90')	2	1	1	0
M. Dongsted (44')	2	0	0	2



BEST PLAYERS

	DUELS	WON	NEUT.	LOST
N. Lykke (60')	8	2	0	6
M. Rehder (50')	6	0	1	5
S. Christoffersen (90')	4	2	0	2
L. Meinert (90')	3	0	0	3
E. Amisse (40')	3	0	1	2

DUELS GRID

ROSKILDE U19

NÆSBY U19

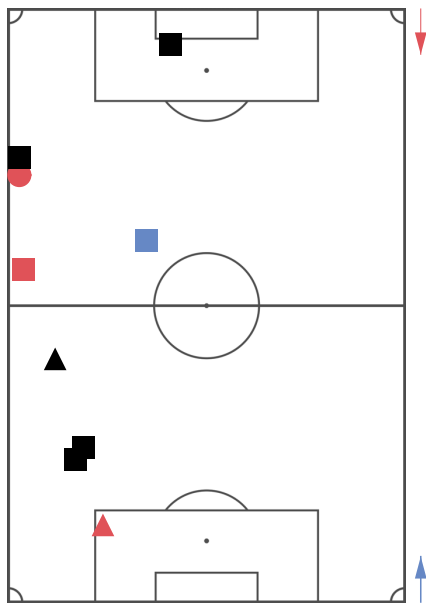
	1. J. Jepmond	5. A. Kornum	13. D. Jakupi	6. S. Christoffersen	4. M. Friis	10. Y. Bakiz	17. L. Meinert	8. G. Rasmussen	7. M. Kisum	14. M. Rehder	19. N. Lykke	11. E. Amisse	20. W. Sivert	9. K. Aydin
18. J. Gadkjær											1	1		
2. K. Lehm						5	2	1	2			1		
4. M. Damsbo								2	2	3	3			
13. R. Espersen		5				1		1		1	2	3	1	2
6. J. Hansen									1	5	4			
8. O. Danielsen			4	2		1	6	4			1	6		2
5. P. Plougmann		9			1		1	1				1		
7. T. Larsen		1		1	1	1	1	2		2	1	3		3
10. M. De Claville Bertelsen		1	1	5		3	2	2	1			2		
9. A. Kjerstad			1	1	1		3	3						
12. M. Danielsen		1					1	3	1	8	1			
14. E. Kingo Eriksen						1								2
3. E. Olsen					1									1
11. M. Dongsted			3	2				2	1			1		

● WON BY NÆSBY U19
 □ GROUND CHALL.
 ● WON BY ROSKILDE U19
 ○ DRIBBLES
 ● NEUTRAL DUELS

△ AIR CHALL.

9 P. Plougmann
A. Kornum

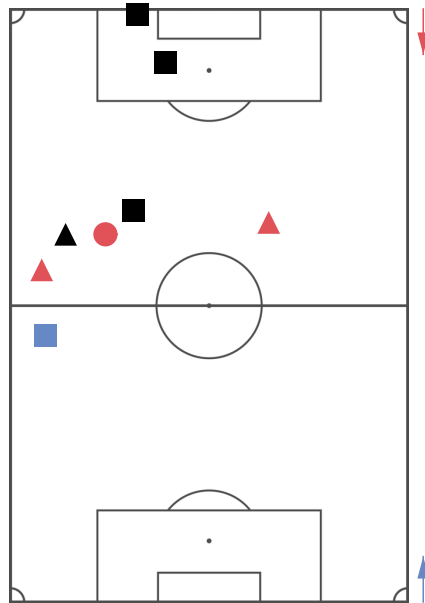
Næsby U19



Roskilde U19

8 M. Danielsen
M. Rehder

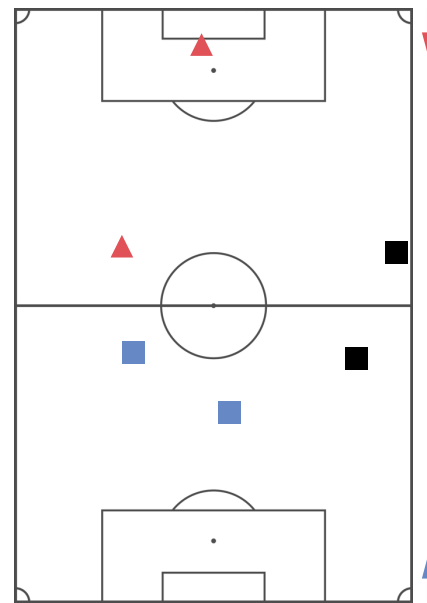
Næsby U19



Roskilde U19

6 O. Danielsen
L. Meinert

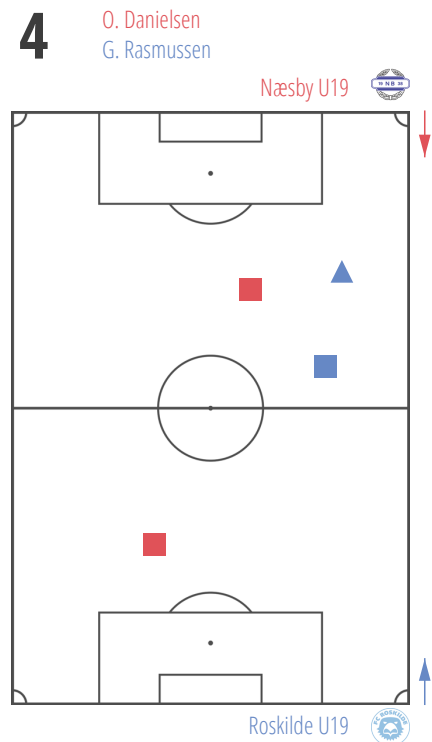
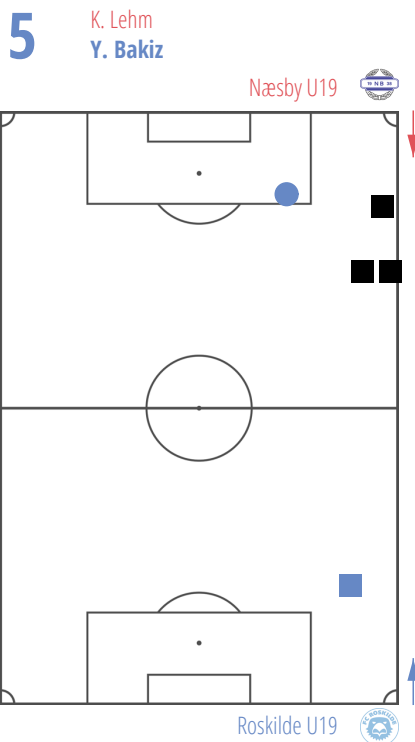
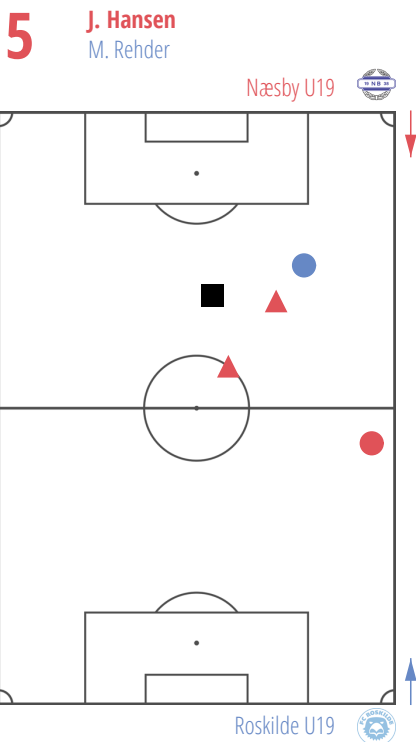
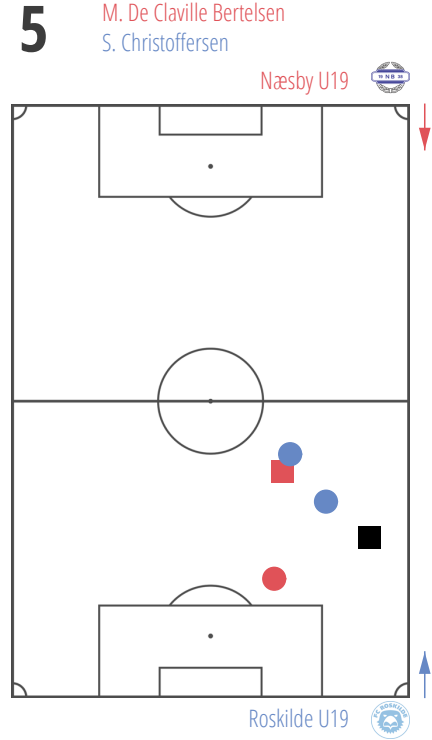
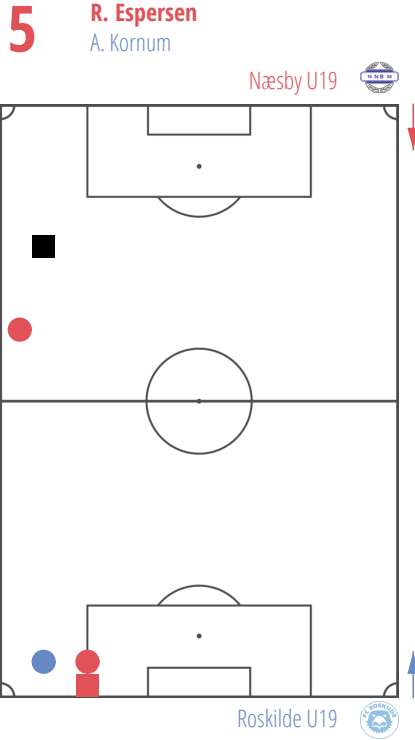
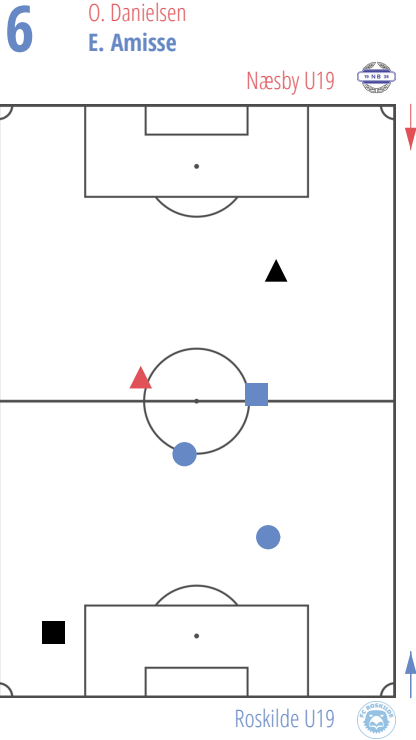
Næsby U19



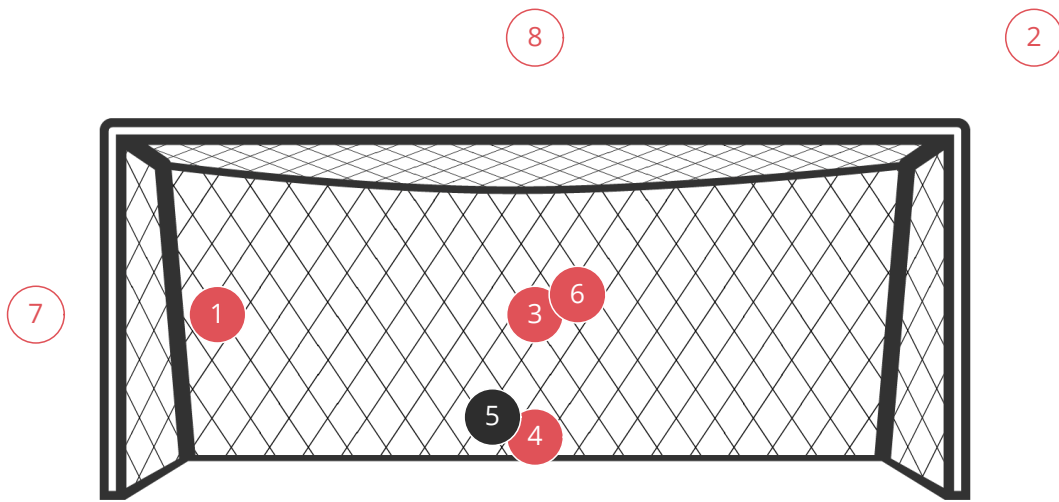

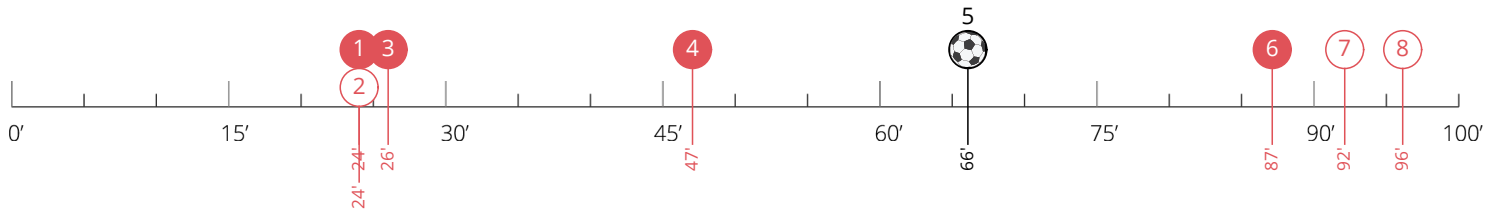
Roskilde U19

DUELS GRID

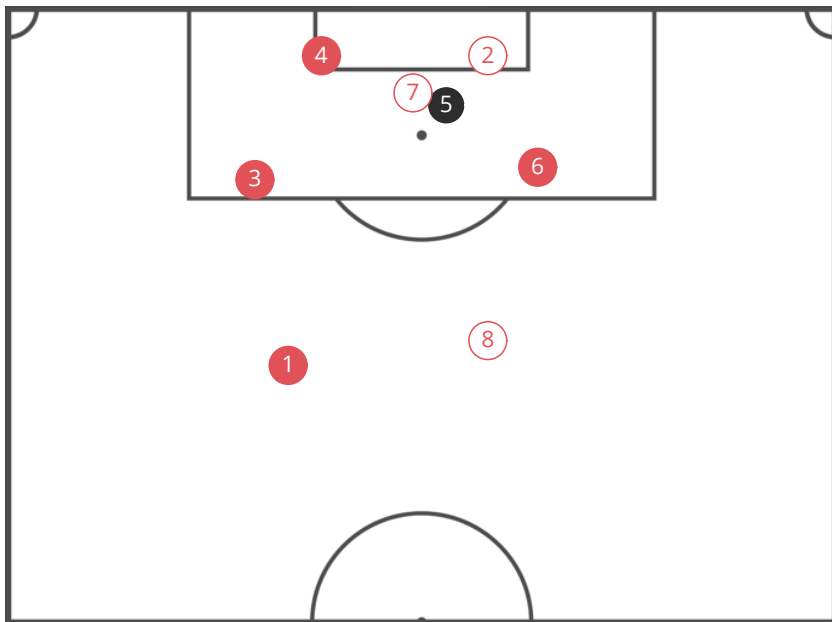
● WON BY NÆSBY U19
 ● WON BY ROSKILDE U19
 ○ DRIBBLES
 △ AIR CHALL.
 □ GROUND CHALL.
 ● NEUTRAL DUELS



NÆSBY U19: GOALS AND STRIKES



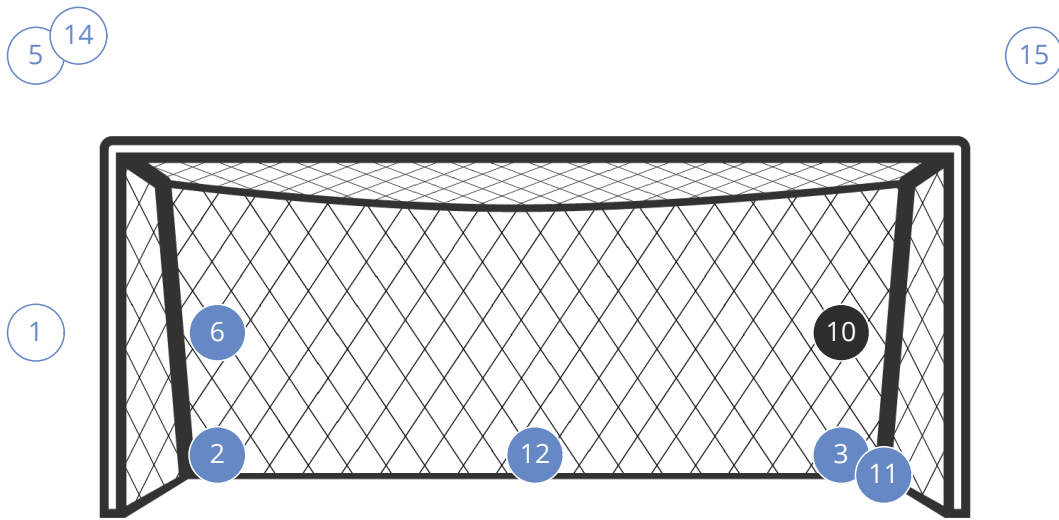

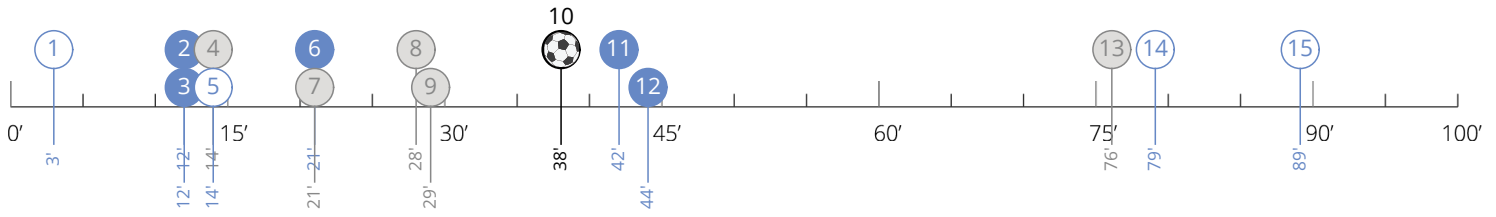
● ON TARGET ○ OUT OF TARGET ○ BLOCKED ● GOAL



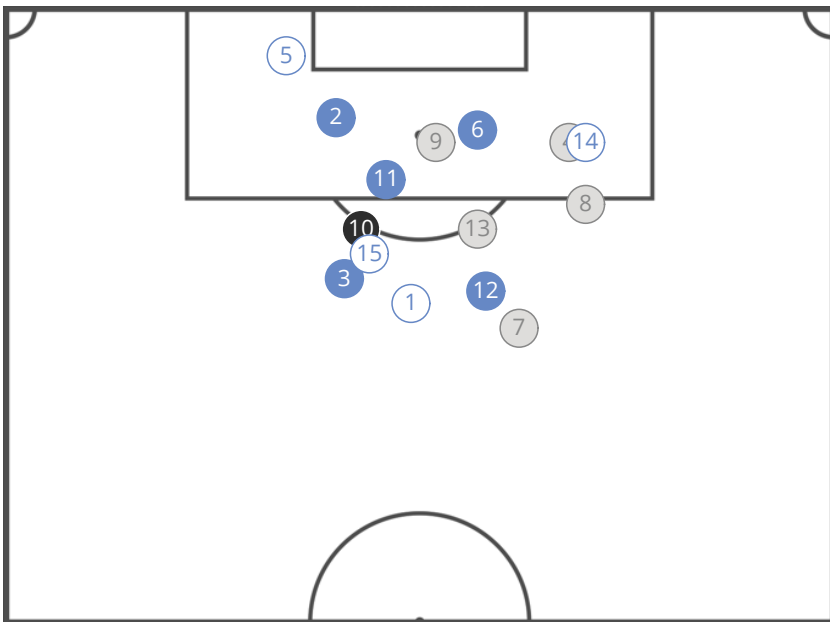
PLAYERS

	FOOT
1 M. De Claville Bertelsen	Right
2 R. Espersen	Right
3 A. Kjerstad	Left
4 M. Dongsted	Right
5 P. Plougmann	Right
6 P. Plougmann	Right
7 E. Olsen	Heading
8 M. De Claville Bertelsen	FK Right

ROSKILDE U19: GOALS AND STRIKES



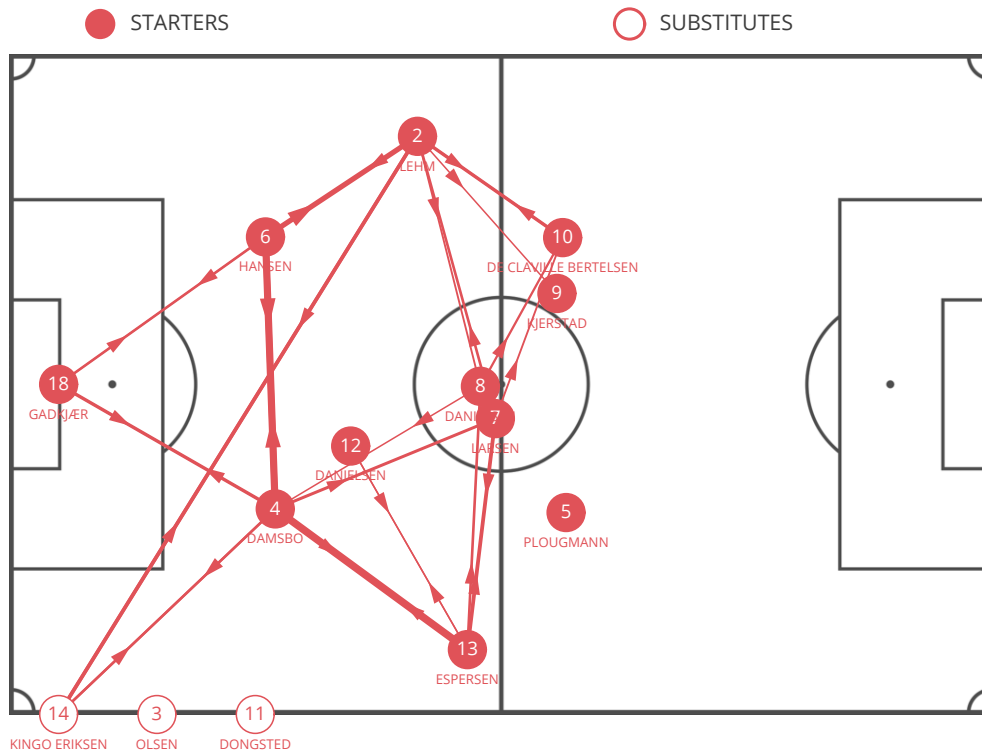
● ON TARGET ○ OUT OF TARGET ● BLOCKED ● GOAL



PLAYERS

	FOOT
1 M. Kisum	FK Right
2 M. Kisum	Right
3 G. Rasmussen	Right
4 Y. Bakiz	Right
5 M. Kisum	Heading
6 M. Rehder	Right
7 M. Kisum	Right
8 Y. Bakiz	Right
9 M. Kisum	Right
10 Y. Bakiz	FK Right
11 M. Rehder	Right
12 G. Rasmussen	Right
13 E. Amisse	Right
14 Y. Bakiz	Right
15 W. Sivert	Right

NÆSBY U19: PASSES



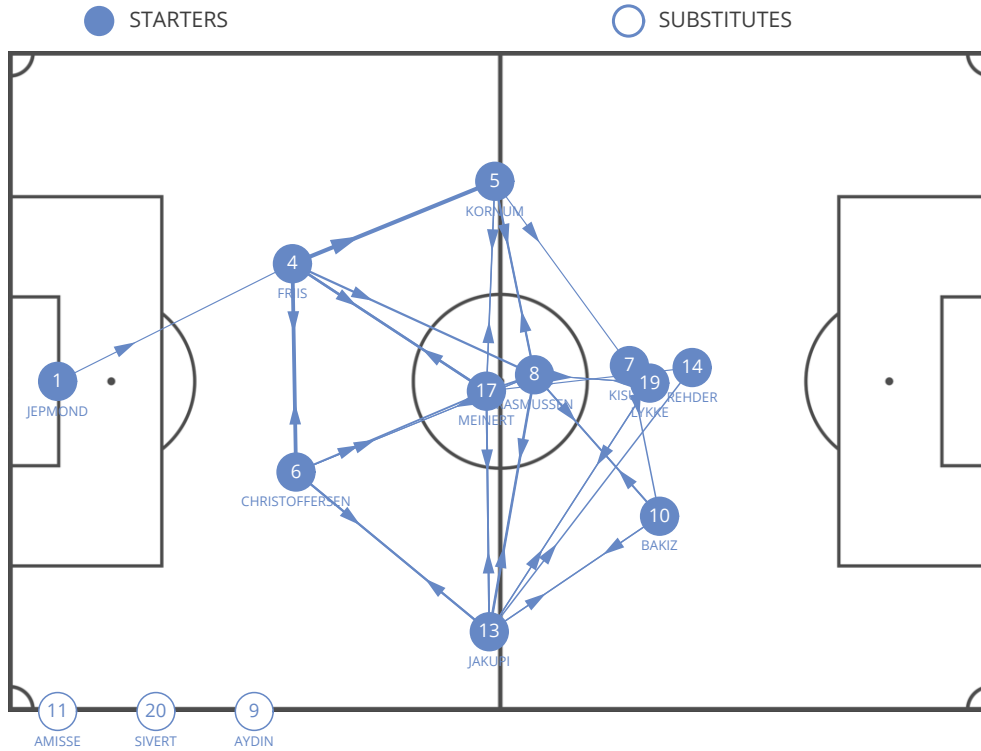
	18. J. Gadkjær	2. K. Lehm	4. M. Damsbo	13. R. Espersen	6. J. Hansen	8. O. Danielsen	5. P. Plougmann	7. T. Larsen	10. M. De Claville Bertelsen	9. A. Kjerstad	12. M. Danielsen	14. E. Kingo Eriksen	3. E. Olsen	11. M. Dongsted
18. J. Gadkjær	9	1 (1)	7	1 (1)	1 (1)	1	1							1 (1)
2. K. Lehm	1	1	5	5 (1)	3 (1)	1	9 (1)	4	1	9	1	3 (1)		
4. M. Damsbo	5	20 (1)	19	1	1	8	1	3	6					
13. R. Espersen	3	10	7	1	5	2	1	4	1 (1)					
6. J. Hansen	4	14 (1)	16	3	2	1	3						2 (1)	
8. O. Danielsen	3	4	3 (1)	1	6	6	1	2						
5. P. Plougmann	1	2	2	2	2	2	2	2						
7. T. Larsen	7	3	10 (2)	2	2	5 (1)	1	2	1 (1)	1				
10. M. De Claville Bertelsen	6 (1)	2	3 (1)	2	2	2	1	2	1	2	1	1	3	
9. A. Kjerstad	1	3	1	2	1	2	1	2 (1)						
12. M. Danielsen	1	3	4 (1)	1	2	1	2 (1)							
14. E. Kingo Eriksen	1	10 (1)	7	1	2	3 (2)							1	
3. E. Olsen							1						1	
11. M. Dongsted	2		1	1	2	3								

PASSES RECEIVED BY THE PLAYER

PASSES MADE BY THE PLAYER

(*) HIGH PASSES

ROSKILDE U19: PASSES



	1. J. Jepmond	5. A. Kornum	13. D. Jakupi	6. S. Christoffersen	4. M. Friis	10. Y. Bakiz	17. L. Meinert	8. G. Rasmussen	7. M. Kisum	14. M. Rehder	19. N. Lykke	11. E. Amisse	20. W. Sivert	9. K. Aydin
1. J. Jepmond	1	1	2	1	3			1		1 (1)		1 (1)		
5. A. Kornum	1	1		1	2		3	4	3		1 (1)	1	1	1
13. D. Jakupi	1		1	5		4	5	4	2	4 (1)	4	1		
6. S. Christoffersen	1		6	1	10	2 (1)	5	3	1				1	2
4. M. Friis		11		6	1		6	6						
10. Y. Bakiz		1	3	1		1	2	5		2		1		
17. L. Meinert		4	5 (1)	1	7	2 (1)	1	5	1	3	1			1 (1)
8. G. Rasmussen	1	6 (1)	7 (2)	3	2	4 (1)	2	1	2	2	3 (1)			
7. M. Kisum	1	1	1	1		4	1	1	1		2		1	
14. M. Rehder						1	1		2	1	2			
19. N. Lykke			3			1		3	1	2	1			
11. E. Amisse		1				2 (1)	1		2			1		
20. W. Sivert		1		1			1						1	
9. K. Aydin			1						1					1

PASSES RECEIVED BY THE PLAYER

PASSES MADE BY THE PLAYER

(*) HIGH PASSES

NÆSBY U19: PLAYER EVENTS

		MINUTES PLAYED	GOALS / GOALS ON PENALTY	ASSISTS	TOUCHES	SHOTS / ON TARGET	FOULS COMM. / CONCEDED	YELLOW CARDS / RED CARDS	OFFSIDES	FREE K. SHOTS / ON TARGET	FREE K. CROSS / ACCURATE	CORNERS / ACCURATE	THROW INS / ACCURATE
18	J. Gadkjær	90	0/0	0	23	0/0	0/0	0/0	0	0/0	0/0	0/0	0/0
2	K. Lehm	90	0/0	1	63	0/0	1/0	0/0	0	0/0	0/0	0/0	14/14
4	M. Damsbo	90	0/0	0	94	0/0	2/1	0/0	0	0/0	0/0	0/0	0/0
13	R. Espersen	90	0/0	0	51	1/0	0/1	0/0	0	0/0	0/0	0/0	9/8
6	J. Hansen	59	0/0	0	59	0/0	0/1	0/0	0	0/0	0/0	0/0	0/0
8	O. Danielsen	90	0/0	0	42	0/0	5/1	0/0	0	0/0	0/0	0/0	0/0
5	P. Plougmann	90	1/0	0	13	2/2	0/0	0/0	0	0/0	0/0	0/0	0/0
7	T. Larsen	90	0/0	0	45	0/0	1/3	1/0	0	0/0	2/2	1/1	0/0
10	M. De Claville Bertelsen	90	0/0	0	40	2/1	0/2	0/0	3	1/0	0/0	1/0	2/2
9	A. Kjerstad	60	0/0	0	13	1/1	1/0	0/0	1	0/0	0/0	0/0	0/0
12	M. Danielsen	46	0/0	0	23	0/0	0/1	0/0	0	0/0	0/0	0/0	0/0
14	E. Kingo Eriksen	31	0/0	0	32	0/0	1/0	1/0	0	0/0	0/0	0/0	1/1
3	E. Olsen	30	0/0	0	3	1/0	1/0	0/0	0	0/0	0/0	0/0	0/0
11	M. Dongsted	44	0/0	0	13	1/1	0/0	0/0	0	0/0	0/0	0/0	1/1

		DUELS / WON	GROUND CHALL. / WON	AIR CHALL. / WON	ATTACKING CHALL.	DEFENDING CHALL.	DRIBBLES	TACKLES	DEFENDING 1V1	RECOVERED IN OPP. HALF	LOSSES IN OPP. HALF
18	J. Gadkjær	2/2	0/0	2/2	0	0	0	0	0	0	0
2	K. Lehm	12/1	12/1	0/0	2	7	0	0	4	1	3
4	M. Damsbo	10/7	9/6	1/1	0	5	0	1	3	3	0
13	R. Espersen	18/10	17/9	1/1	8	7	5	0	4	2	0
6	J. Hansen	10/6	5/2	5/4	2	2	1	0	1	3	0
8	O. Danielsen	27/7	17/3	10/4	6	10	1	0	5	2	0
5	P. Plougmann	14/6	12/5	2/1	8	1	2	0	0	1	0
7	T. Larsen	17/6	17/6	0/0	10	2	3	2	2	1	4
10	M. De Claville Bertelsen	17/7	17/7	0/0	12	1	3	1	1	2	6
9	A. Kjerstad	10/2	10/2	0/0	6	1	3	0	0	0	0
12	M. Danielsen	15/5	11/3	4/2	6	2	1	0	2	2	2
14	E. Kingo Eriksen	4/0	3/0	1/0	2	1	0	1	1	1	0
3	E. Olsen	2/1	0/0	2/1	0	0	0	0	0	0	0
11	M. Dongsted	12/4	10/4	2/0	6	1	3	0	1	1	1

		PASSES / ACCURATE	% ACCURATE	LONG PASSES / ACCURATE	THROUGH PASSES / ACCURATE	IN THE BOX / ACCURATE	CROSSES / ACCURATE	CROSS FROM BYLINE	CROSS HIGH	CROSS LOW	CROSS BLOCKED
18	J. Gadkjær	23/22	96	4/4	0/0	0/0	0/0	0	0	0	0
2	K. Lehm	58/46	80	7/5	2/1	2/1	2/2	1	1	1	0
4	M. Damsbo	78/65	84	9/1	2/1	0/0	0/0	0	0	0	0
13	R. Espersen	43/35	82	3/1	0/0	1/0	4/1	2	3	1	0
6	J. Hansen	55/45	82	7/1	0/0	0/0	0/0	0	0	0	0
8	O. Danielsen	37/29	79	2/1	0/0	1/0	3/1	1	2	1	0
5	P. Plougmann	8/7	88	0/0	0/0	0/0	0/0	0	0	0	0
7	T. Larsen	41/33	81	7/4	0/0	0/0	0/0	0	0	0	0
10	M. De Claville Bertelsen	38/26	69	8/2	4/2	1/1	2/1	0	2	0	0
9	A. Kjerstad	11/9	82	0/0	0/0	1/1	0/0	0	0	0	0
12	M. Danielsen	17/13	77	2/2	1/0	0/0	0/0	0	0	0	0
14	E. Kingo Eriksen	29/25	87	6/2	0/0	0/0	1/1	0	1	0	0
3	E. Olsen	2/2	100	0/0	0/0	0/0	0/0	0	0	0	0
11	M. Dongsted	13/9	70	0/0	0/0	1/1	1/0	0	0	1	0

ROSKILDE U19: PLAYER EVENTS

		MINUTES PLAYED	GOALS / GOALS ON PENALTY	ASSISTS	TOUCHES	SHOTS / ON TARGET	FOULS COMM. / CONCEDED	YELLOW CARDS / RED CARDS	OFFSIDES	FREE K. SHOTS / ON TARGET	FREE K. CROSS / ACCURATE	CORNERS / ACCURATE	THROW INS / ACCURATE
1	J. Jepmond	90	0/0	0	11	0/0	0/0	0/0	0	0/0	0/0	0/0	0/0
5	A. Kornum	90	0/0	0	42	0/0	0/0	0/0	0	0/0	3/1	2/1	16/14
13	D. Jakupi	90	0/0	0	50	0/0	0/1	0/0	0	0/0	0/0	0/0	16/14
6	S. Christoffersen	90	0/0	0	39	0/0	0/0	0/0	0	0/0	0/0	0/0	0/0
4	M. Friis	73	0/0	0	35	0/0	0/1	0/1	0	0/0	0/0	0/0	0/0
10	Y. Bakiz	82	1/0	0	22	4/1	1/3	0/0	2	1/1	0/0	4/2	2/2
17	L. Meinert	90	0/0	0	42	0/0	1/3	0/0	0	0/0	0/0	0/0	0/0
8	G. Rasmussen	90	0/0	0	42	2/2	2/2	1/0	0	0/0	0/0	0/0	0/0
7	M. Kisum	90	0/0	0	28	5/1	1/1	0/0	0	1/0	1/1	1/1	1/1
14	M. Rehder	50	0/0	0	10	2/2	3/0	0/0	1	0/0	0/0	0/0	0/0
19	N. Lykke	60	0/0	0	17	0/0	0/1	0/0	2	0/0	0/0	0/0	0/0
11	E. Amisse	40	0/0	0	11	1/0	2/0	1/0	0	0/0	0/0	0/0	0/0
20	W. Sivert	8	0/0	0	4	1/0	0/0	0/0	0	0/0	0/0	0/0	0/0
9	K. Aydin	30	0/0	0	2	0/0	0/0	0/0	0	0/0	0/0	0/0	1/1

		DUELS / WON	GROUND CHALL. / WON	AIR CHALL. / WON	ATTACKING CHALL.	DEFENDING CHALL.	DRIBBLES	TACKLES	DEFENDING 1V1	RECOVERED IN OPP. HALF	LOSSES IN OPP. HALF
1	J. Jepmond	0/0	0/0	0/0	0	0	0	0	0	0	0
5	A. Kornum	20/7	18/7	2/0	3	10	2	2	5	0	6
13	D. Jakupi	14/3	12/2	2/1	4	7	3	1	4	2	2
6	S. Christoffersen	20/8	16/6	4/2	4	10	3	1	6	0	0
4	M. Friis	6/3	4/2	2/1	1	3	1	0	0	0	0
10	Y. Bakiz	16/8	15/7	1/1	8	1	6	1	0	3	5
17	L. Meinert	24/6	21/6	3/0	5	11	0	0	2	4	3
8	G. Rasmussen	22/9	20/8	2/1	8	9	4	0	2	4	1
7	M. Kisum	14/4	14/4	0/0	5	7	4	0	1	4	2
14	M. Rehder	24/1	18/1	6/0	5	7	3	0	2	2	3
19	N. Lykke	18/3	10/1	8/2	6	1	1	0	1	1	5
11	E. Amisse	18/7	15/7	3/0	4	9	3	0	3	0	1
20	W. Sivert	1/0	1/0	0/0	0	1	0	1	0	0	0
9	K. Aydin	10/4	7/2	3/2	2	4	2	2	0	0	0

		PASSES / ACCURATE	% ACCURATE	LONG PASSES / ACCURATE	THROUGH PASSES / ACCURATE	IN THE BOX / ACCURATE	CROSSES / ACCURATE	CROSS FROM BYLINE	CROSS HIGH	CROSS LOW	CROSS BLOCKED
1	J. Jepmond	11/10	91	3/2	0/0	0/0	0/0	0	0	0	0
5	A. Kornum	35/19	55	2/1	3/0	1/0	4/0	3	2	1	1
13	D. Jakupi	36/29	81	3/0	1/1	1/1	0/0	0	0	0	0
6	S. Christoffersen	34/30	89	2/1	0/0	0/0	0/0	0	0	0	0
4	M. Friis	31/28	91	0/0	0/0	0/0	0/0	0	0	0	0
10	Y. Bakiz	18/14	78	1/0	1/1	0/0	1/1	0	1	0	0
17	L. Meinert	38/29	77	7/3	0/0	1/1	0/0	0	0	0	0
8	G. Rasmussen	36/31	87	6/4	5/3	0/0	0/0	0	0	0	0
7	M. Kisum	17/13	77	0/0	0/0	2/1	3/2	1	3	0	0
14	M. Rehder	7/5	72	0/0	0/0	1/1	0/0	0	0	0	0
19	N. Lykke	16/10	63	1/0	0/0	0/0	0/0	0	0	0	0
11	E. Amisse	8/6	75	1/1	1/0	0/0	0/0	0	0	0	0
20	W. Sivert	4/4	100	0/0	0/0	0/0	0/0	0	0	0	0
9	K. Aydin	2/2	100	0/0	0/0	0/0	0/0	0	0	0	0

MATCH REPORT GUIDE

SECTION 1

AVERAGE POSITIONS

Players position is calculated on an average detected point which takes into consideration every kind of action, including those with no ball possession.

White-filled circles are substitutes indicators.

SECTION 2

GENERALS**Average position**

It shows the barycentre of the team, considering the average place of its actions.

CONSTRUCTION**Actions started by goalkeeper**

It considers all the actions started by the goalkeeper. It will be considered as a single one even if inside the same action he is involved more than once before the ball crosses the halfway line.

Long pass

Number of throws beyond the halfway line.

Low

Number of throws to a fellow teammate inside his half of the field.

Right

Number of actions crossing the halfway line in the right side.

Left

Number of actions crossing the halfway line in the left side.

Center

Number of actions crossing the halfway line in the central area.

Failed

Number of actions stopped before crossing the halfway line.

ATTACKING PLAY**Actions finalization**

It shows team offensive dangerousness and the way it is carried out.

Shot from outside of penalty area

Number of team shots from outside the penalty area.

Crosses

It shows how many finalizations are completed straight after a cross from the flanks.

Build-Up play

It shows how many finalizations are completed straight after a build-up play.

Long ball

It shows how many finalizations are completed straight after a long ball.

DEFENSIVE**Final Third Entries**

Number of times the opponent team plays the ball between the halfway line and the penalty area.

Fouls near the box

Number of fouls committed by the team nearby its penalty areas

SECTION 3

TERRITORIAL COVERAGE**Ball possession recovery**

It only takes into consideration the actual number of ball possession recoveries, even if temporary. Recoveries caused by opponents mistakes are not considered (i.e. ball kicked out of the pitch by the opponent).

SECTION 4

DUELS**Attacking duels**

Number of duels carried out when the team has ball possession.

Defensive duels

Number of duels carried out when the opponent team has ball possession.

SECTION 7

PASSES

Players position is calculated on an average detected point based on the position occupied, considering every kind of action, including those with no ball possession.

Lines connecting players show the number of passes. The thicker is the line, the higher is the number of passes between each other.