



THISTED U19

06/05/2017  
U19 DIVISION 2016/2017

1 - 1



NÆSBY U19

📄 - 📺 - ⌚ 96' (46 + 49)

1	GKP	O. Slot ('98)				1	GKP	J. Gadkjær ('99)			
2	DEF	S. Søndergård ('99)				19	DEF	R. Espersen ('99)			
5	DEF	M. Bjerregaard ('97)				6	DEF	J. Hansen ('98)			
4	DEF	M. Myrthue ('99)				4	DEF	M. Damsbo ('98)			
3	DEF	L. Andersen ('99)	79' ←	58' 🟡		2	DEF	K. Lehm ('98)	80' ←		
8	DEF	L. Sørensen ('98)				12	MID	O. Danielsen ('99)			
6	MID	C. Jensen ('97)		21' 🟡		20	MID	M. Danielsen ('99)	50' ←		
11	MID	J. Søndergaard ('98)			74' ⚽	17	MID	P. Plougmann ('99)			76' ⚽
9	MID	K. Hedegaard ('99)				9	MID	A. Kjerstad ('99)	68' ←		
7	MID	M. Krogsgaard ('98)	76' ←			10	MID	M. De Claville Bertelsen ('98)			
10	FWD	M. Nielsen ('98)				7	MID	T. Larsen ('98)			

### SUBSTITUTES

14	DEF	J. Stenumgaard ('99)	79' →			14	DEF	E. Kingo Eriksen ('98)	80' →		
12	MID	K. Bruun (')	76' →			3	MID	E. Olsen ('99)	68' →		
						8	MID	K. Petersen ('99)	50' →	63' 🟡	

### BACKUPS

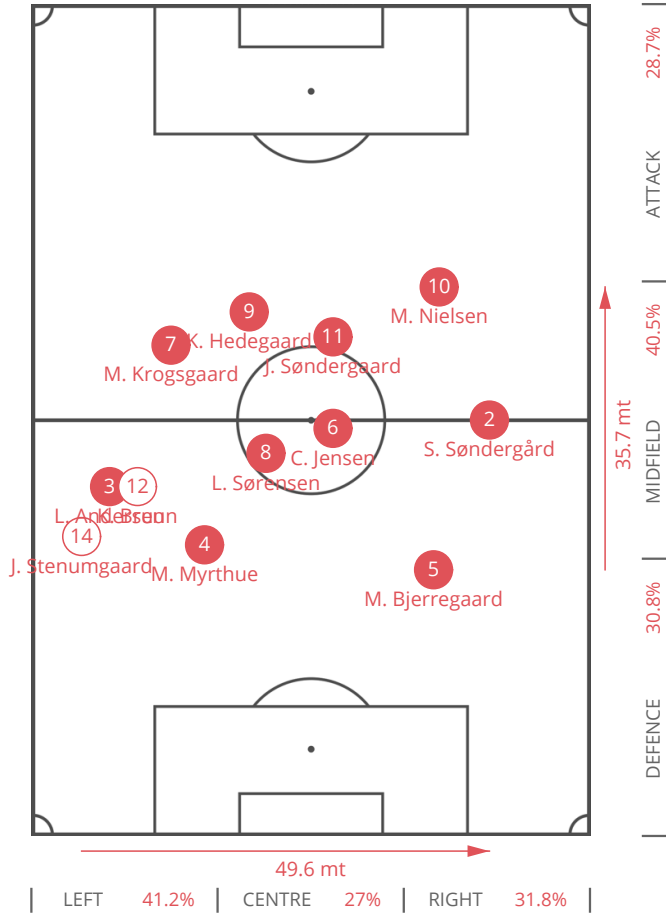
15	DEF	M. Christensen ('99)									
----	-----	----------------------	--	--	--	--	--	--	--	--	--

THISTED U19

AVERAGE POSITIONS

● STARTERS

○ SUBSTITUTES



PLAYERS

2	DEF	S. Søndergård
3	DEF	L. Andersen
8	DEF	L. Sørensen
4	DEF	M. Myrthue
5	DEF	M. Bjerregaard
11	MID	J. Søndergaard
6	MID	C. Jensen
7	MID	M. Krogsgaard
9	MID	K. Hedegaard
10	FWD	M. Nielsen
14	DEF	J. Stenumgaard
12	MID	K. Bruun



4-2-3-1

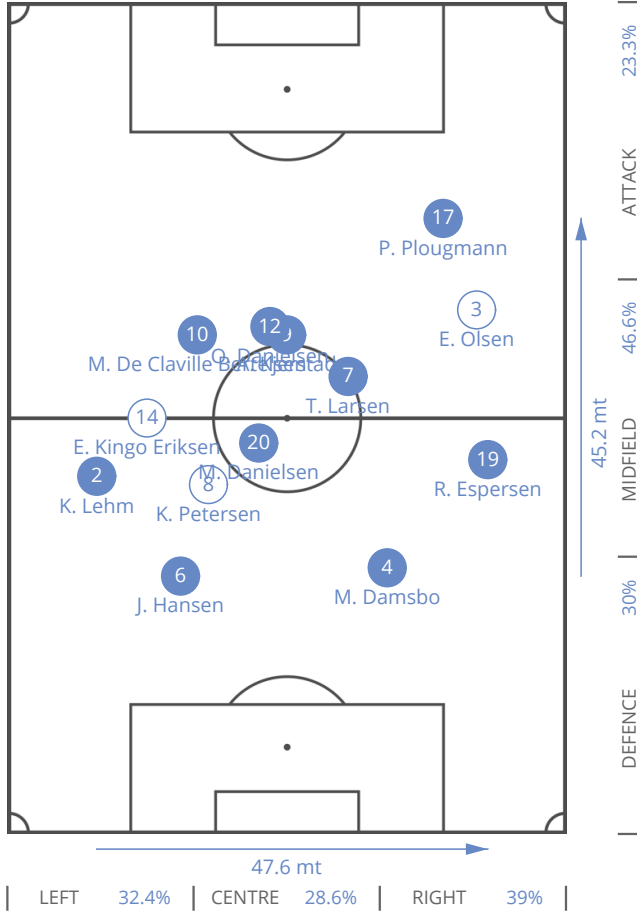
Used from 0' >> 76'

NÆSBY U19

AVERAGE POSITIONS

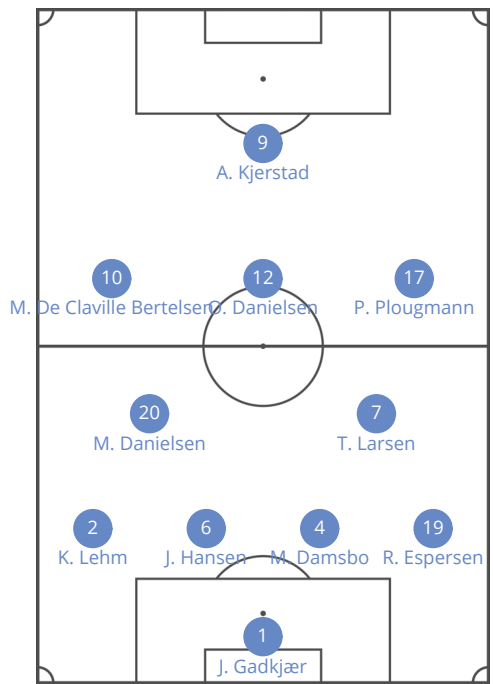
● STARTERS

○ SUBSTITUTES



PLAYERS

2	DEF	K. Lehm
4	DEF	M. Damsbo
19	DEF	R. Espersen
6	DEF	J. Hansen
7	MID	T. Larsen
10	MID	M. De Claville Bertelsen
9	MID	A. Kjerstad
20	MID	M. Danielsen
12	MID	O. Danielsen
17	MID	P. Plougmann
14	DEF	E. Kingo Eriksen
3	MID	E. Olsen
8	MID	K. Petersen



**4-2-3-1**  
Used from 0' >> 52'



THISTED U19



NÆSBY U19

	1 HALF	2 HALF	TOTAL	1 HALF	2 HALF	TOTAL
GENERALS						
BALL POSSESSION	14 min	15 min	29 min	18 min	15 min	33 min
AVERAGE POSITION	53.5 mt	50.8 mt	52.15 mt	48.3 mt	52.5 mt	50.4 mt
CORNERS	2	3	5	1	6	7
FREE KICK CROSS	3	1	4	3	0	3
FREE KICK SHOT	0	0	0	1	1	2
FOULS	9	3	12	5	6	11
OFFSIDES	0	0	0	1	2	3

CONSTRUCTION						
PASSES (% ACCURATE)	168 (81%)	122 (70.5%)	290 (76.6%)	192 (80.7%)	139 (70.5%)	331 (76.4%)
- Final Third Entries (% Accurate)	42 (73.8%)	27 (51.9%)	69 (65.2%)	22 (72.7%)	32 (56.3%)	54 (63%)
- Other (% Accurate)	126 (83.3%)	95 (75.8%)	221 (80.1%)	170 (81.8%)	107 (74.8%)	277 (79.1%)
LONG PASSES (% ACCURATE)	22 (54.5%)	16 (50%)	38 (52.6%)	28 (42.9%)	22 (27.3%)	50 (36%)
THROUGH PASSES (% ACCURATE)	2 (50%)	5 (0%)	7 (14.3%)	(0%)	2 (0%)	2 (0%)
COUNTERATTACKS	4	1	5	0	0	0
ACTIONS STARTED BY GOALKEEPER	15	19	34	31	10	41
- Long pass	6	7	13	1	4	5
- LOW	9	12	21	30	6	36
-- % Right	33.3%	33.3%	33.3%	16.7%	50%	22.2%
-- % Left	33.3%	41.7%	38.1%	46.7%	33.3%	44.4%
-- % Center	33.3%	25%	28.6%	26.7%	16.7%	25%
-- % Failed	0%	0%	0%	10%	0%	8.3%



THISTED U19



NÆSBY U19

	1 HALF	2 HALF	TOTAL	1 HALF	2 HALF	TOTAL
ATTACKING PLAY						
OPPORTUNITY (% SUCCESSFUL)	5 (0%)	2 (50%)	7 (14.3%)	3 (0%)	3 (33.3%)	6 (16.7%)
SHOTS	4	3	7	7	4	11
Shot from outside of penalty area	2	1	3	4	1	5
Shot from inside of penalty area	2	2	4	3	3	6
ACTIONS FINALIZATION	18	14	32	13	13	26
- Shot from outside of penalty area	2	1	3	4	1	5
- CROSSES	2	1	3	1	2	3
-- From left (%)	0	0	0 (0%)	0	1 (50%)	1 (33.3%)
-- From right (%)	2 (100%)	1 (100%)	3 (100%)	1 (100%)	1 (50%)	2 (66.7%)
- Build-Up play	8	7	15	4	1	5
- Long ball	0	0	0	2	2	4
DEFENSIVE						
SAVES	4	1	5	2	0	2
CLEARANCES	3	8	11	5	2	7
- Low	0	0	0	0	0	0
- High	3	8	11	5	2	7
BALL RECOVERY	36	40	76	31	41	72
- End action	10	16	26	12	15	27
- Real recovery	8	12	20	5	4	9
- Temporary recovery	18	12	30	14	22	36
FINAL THIRD ENTRIES	30	37	67	30	35	65
FOULS NEAR THE BOX	0	0	0	0	0	0

TERRITORIAL COVERAGE



THISTED U19



NÆSBY U19

● FIRST HALF

○ SECOND HALF

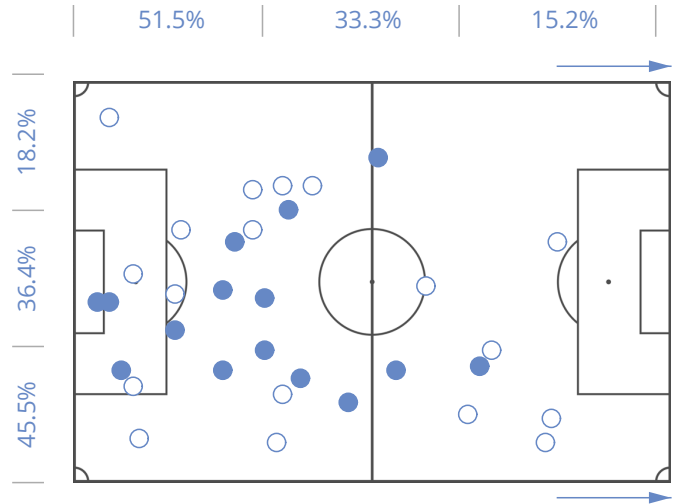
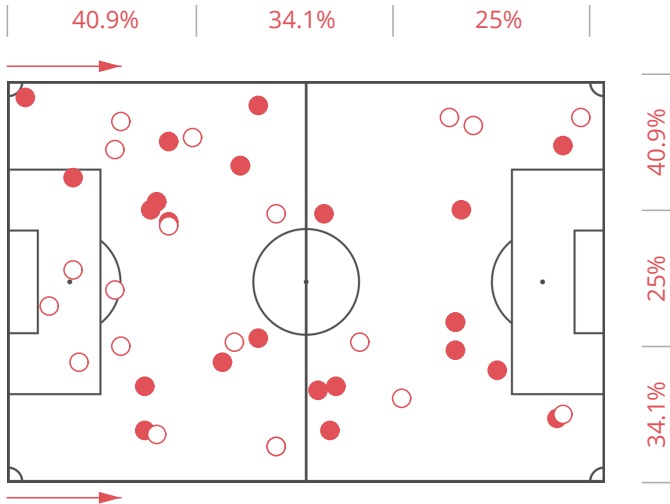
● FIRST HALF

○ SECOND HALF

44

BALL POSSESSION RECOVERY

33



BEST PLAYERS

WORST PLAYERS

M. Myrthue (90')	7	C. Jensen (90')	1
L. Andersen (79')	7	M. Krogsgaard (76')	1
M. Nielsen (90')	6	K. Bruun (14')	2
S. Søndergård (90')	5	J. Søndergaard (90')	3
L. Sørensen (90')	4	L. Sørensen (90')	4

BEST PLAYERS

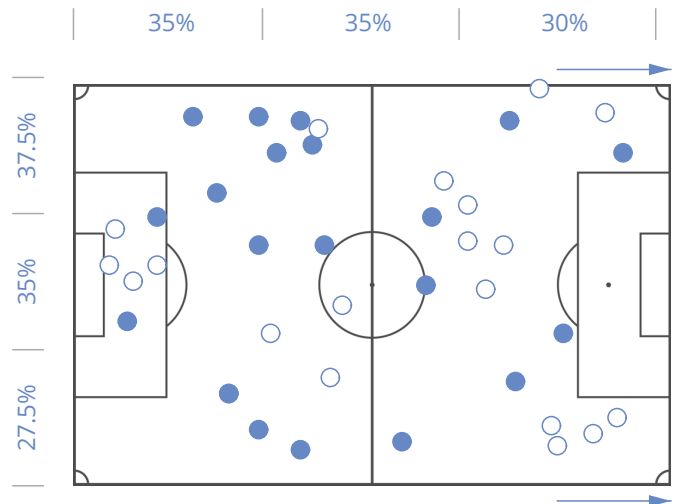
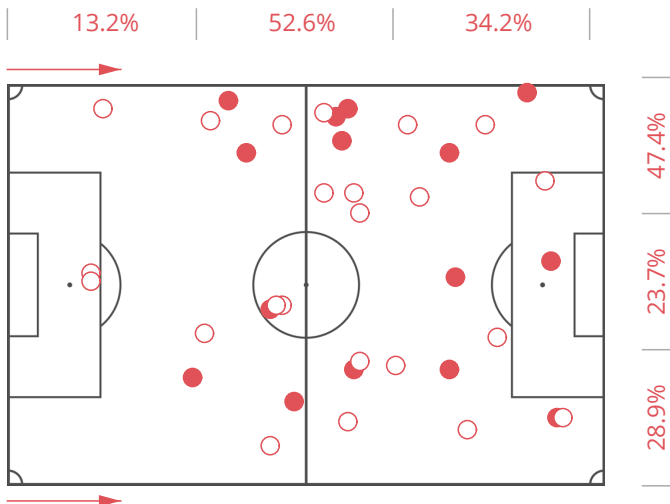
WORST PLAYERS

M. Damsbo (90')	7	T. Larsen (90')	1
R. Espersen (90')	7	M. De Claville Bertelsen (90')	2
J. Hansen (90')	5	P. Plougmann (90')	2
K. Lehm (80')	3	A. Kjerstad (68')	2
M. De Claville Bertelsen (90')	2	K. Petersen (40')	2

38

BALL POSSESSION LOSS

40



BEST PLAYERS

WORST PLAYERS

M. Bjerregaard (90')	1	K. Hedegaard (90')	8
K. Bruun (14')	1	L. Sørensen (90')	6
J. Søndergaard (90')	2	M. Krogsgaard (76')	5
C. Jensen (90')	2	M. Nielsen (90')	4
M. Myrthue (90')	3	M. Myrthue (90')	3

BEST PLAYERS

WORST PLAYERS

A. Kjerstad (68')	1	M. De Claville Bertelsen (90')	7
J. Hansen (90')	2	O. Danielsen (90')	7
T. Larsen (90')	2	K. Lehm (80')	6
K. Petersen (40')	2	M. Damsbo (90')	5
P. Plougmann (90')	3	R. Espersen (90')	4

TERRITORIAL COVERAGE



THISTED U19



NÆSBY U19

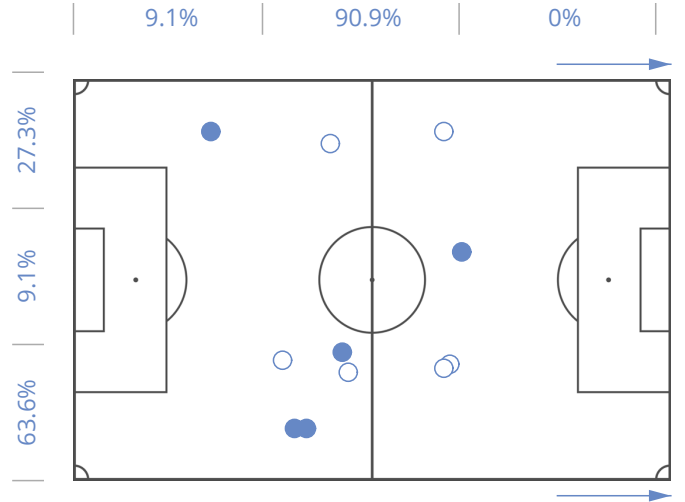
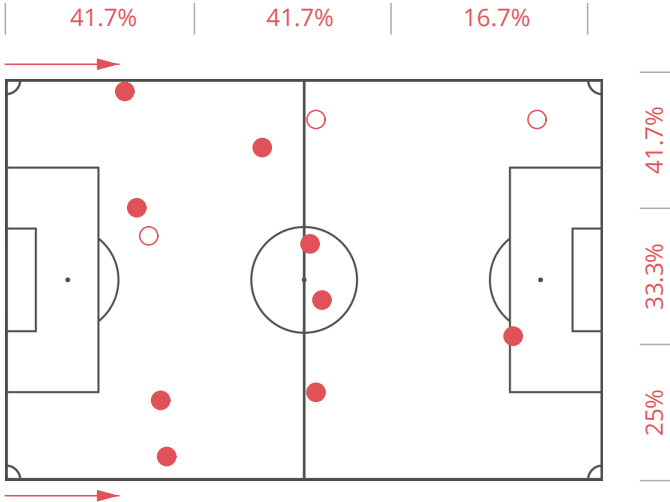
● FIRST HALF

○ SECOND HALF

● FIRST HALF

○ SECOND HALF

12 FOULS COMMITTED 11



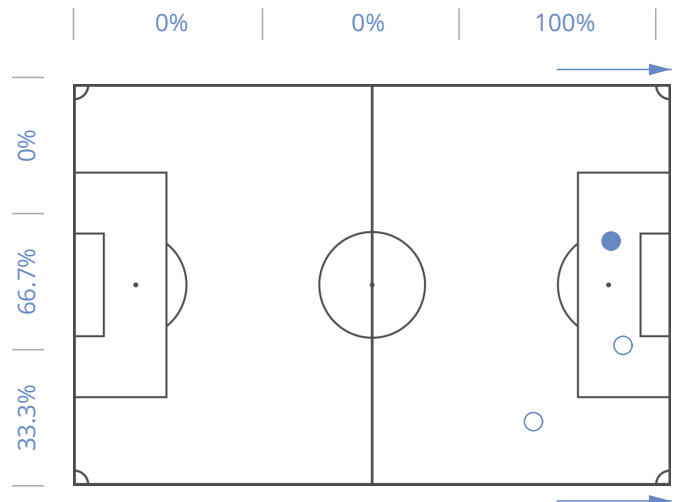
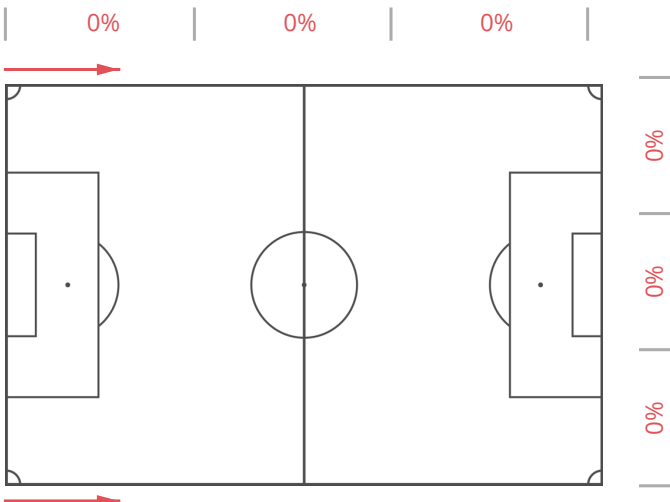
WORST PLAYERS

C. Jensen (90')	4
L. Sørensen (90')	2
L. Andersen (79')	2
M. Nielsen (90')	1
M. Myrthue (90')	1

WORST PLAYERS

T. Larsen (90')	3
R. Espersen (90')	2
M. Damsbo (90')	1
M. De Claville Bertelsen (90')	1
P. Plougmann (90')	1

OFFSIDES 3



WORST PLAYERS

P. Plougmann (90')	3
--------------------	---

TERRITORIAL COVERAGE



THISTED U19



NÆSBY U19

● FIRST HALF

○ SECOND HALF

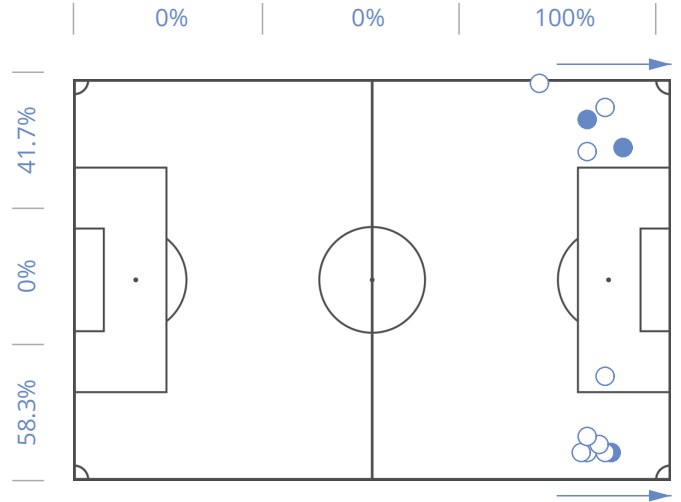
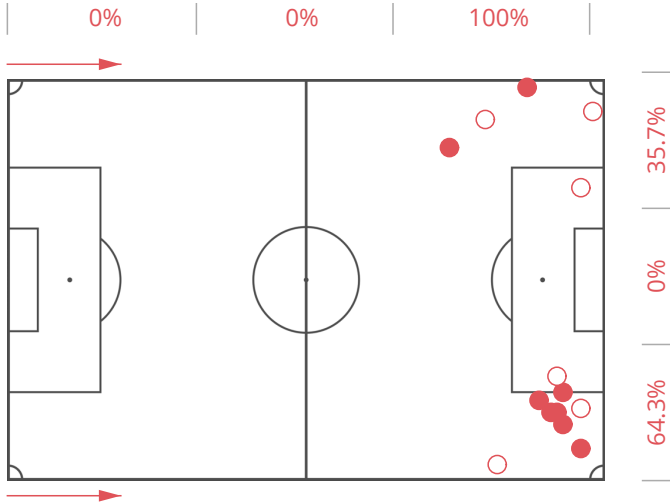
● FIRST HALF

○ SECOND HALF

14

CROSSES

12



BEST PLAYERS

M. Nielsen (90')	4
S. Søndergård (90')	4
M. Krogsgaard (76')	3
K. Hedegaard (90')	2
L. Sørensen (90')	1

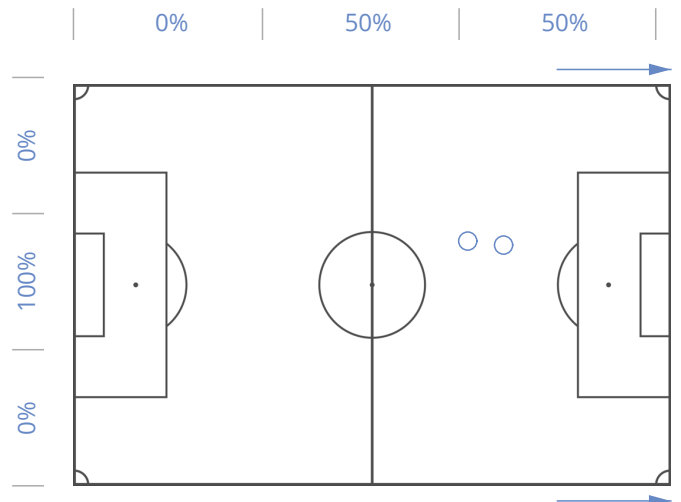
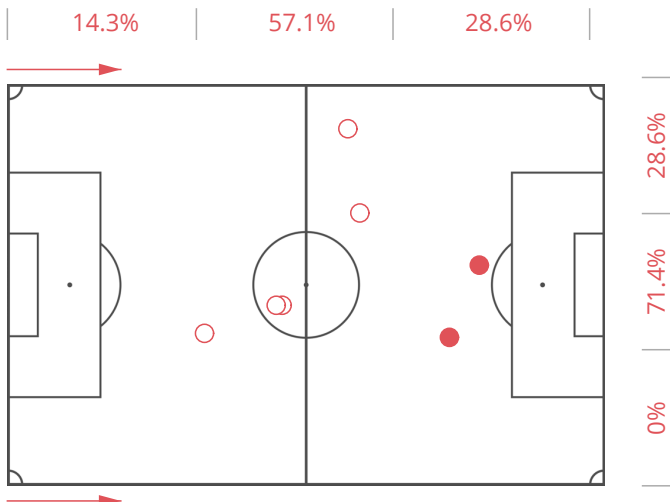
BEST PLAYERS

M. De Claville Bertelsen (90')	3
K. Lehm (80')	3
P. Plougmann (90')	2
E. Olsen (22')	2
T. Larsen (90')	1

7

THROUGH PASSES

2



BEST PLAYERS

L. Sørensen (90')	3
K. Hedegaard (90')	2
S. Søndergård (90')	1
C. Jensen (90')	1

BEST PLAYERS

M. De Claville Bertelsen (90')	1
O. Danielsen (90')	1



DUELS

● FIRST HALF

○ SECOND HALF



THISTED U19



NÆSBY U19

● WON

● NEUT.

● LOST

● WON

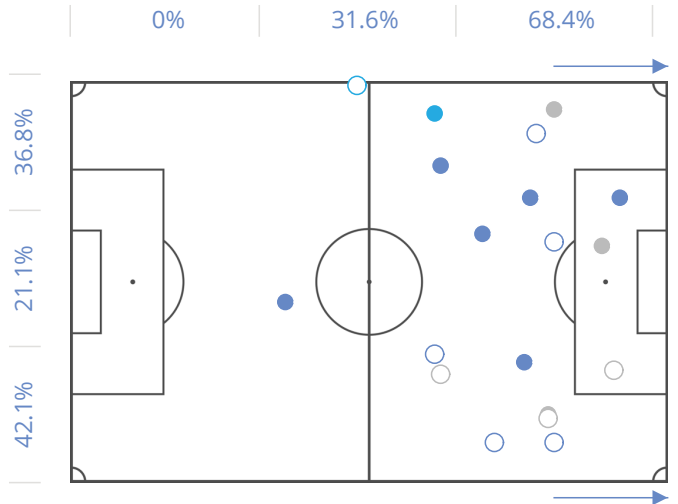
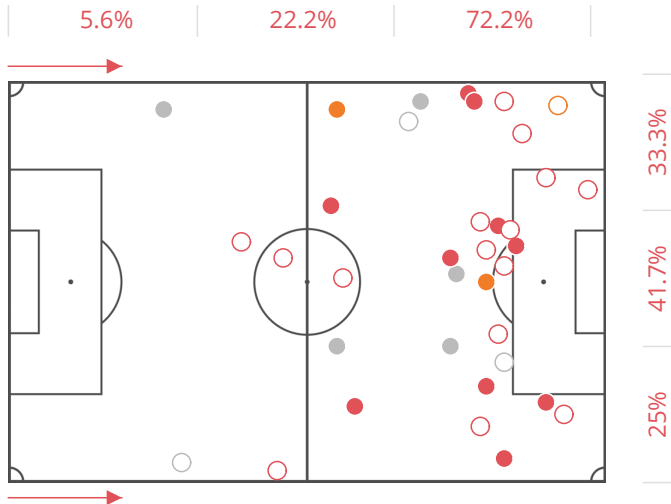
● NEUT.

● LOST

36

1 VS 1 DRIBBLING

19



BEST PLAYERS

	DUELS	WON	NEUT.	LOST
M. Nielsen (90')	10	7	1	2
M. Krogsgaard (76')	7	6	0	1
K. Hedegaard (90')	6	4	1	1
L. Sørensen (90')	4	3	1	0
S. Søndergård (90')	4	3	0	1

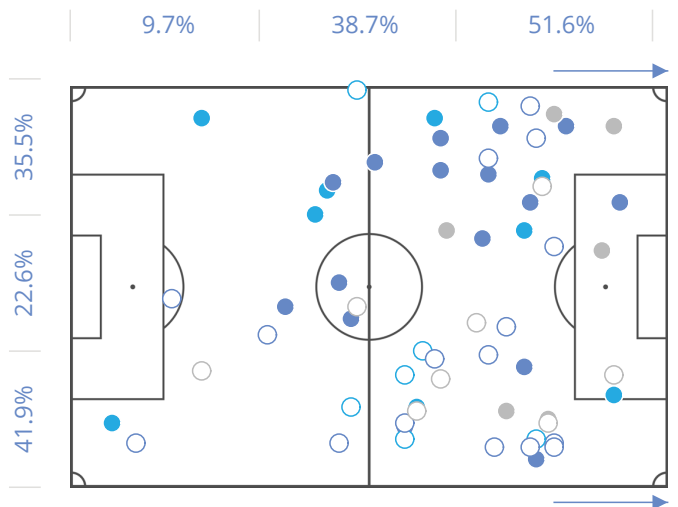
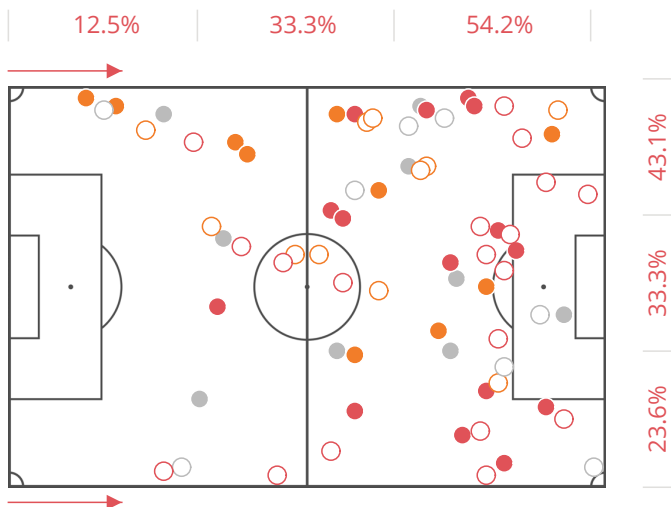
BEST PLAYERS

	DUELS	WON	NEUT.	LOST
M. De Claville Bertelsen (90')	4	2	0	0
T. Larsen (90')	3	1	0	2
K. Lehm (80')	3	1	0	2
P. Plougmann (90')	2	1	0	1
M. Danielsen (50')	2	2	0	0

79

ATTACKING DUELS

88



BEST PLAYERS

	DUELS	WON	NEUT.	LOST
M. Nielsen (90')	15	10	3	2
K. Hedegaard (90')	14	5	6	3
M. Krogsgaard (76')	14	7	4	3
L. Sørensen (90')	7	4	2	1
L. Andersen (79')	7	2	3	2

BEST PLAYERS

	DUELS	WON	NEUT.	LOST
M. De Claville Bertelsen (90')	10	4	0	0
O. Danielsen (90')	12	3	4	5
R. Espersen (90')	8	4	2	2
T. Larsen (90')	5	2	1	2
P. Plougmann (90')	5	2	1	2

DUELS



THISTED U19



NÆSBY U19

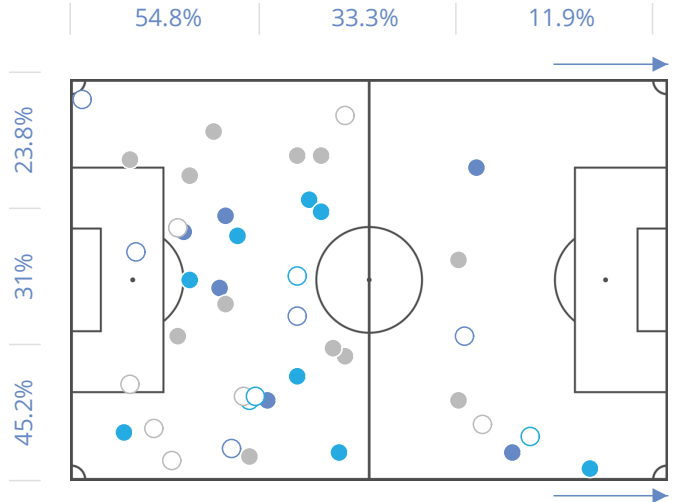
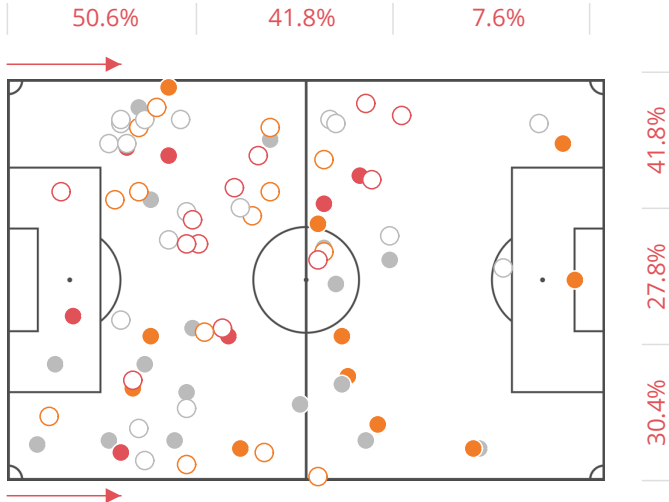
● FIRST HALF ○ SECOND HALF  
 ● WON ● NEUT. ● LOST

● WON ● NEUT. ● LOST

88

DEFENSIVE DUELS

79



BEST PLAYERS

	DUELS	WON	NEUT.	LOST
L. Sørensen (90')	16	3	5	8
C. Jensen (90')	13	3	5	5
M. Bjerregaard (90')	8	2	3	3
M. Myrthue (90')	7	5	1	1
S. Søndergård (90')	7	1	2	4

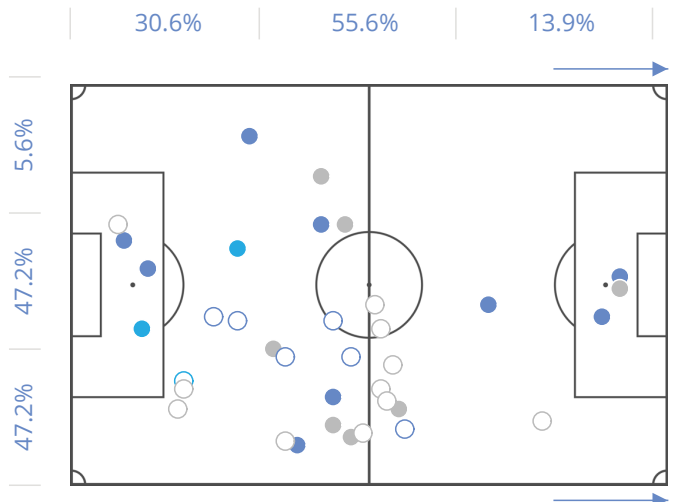
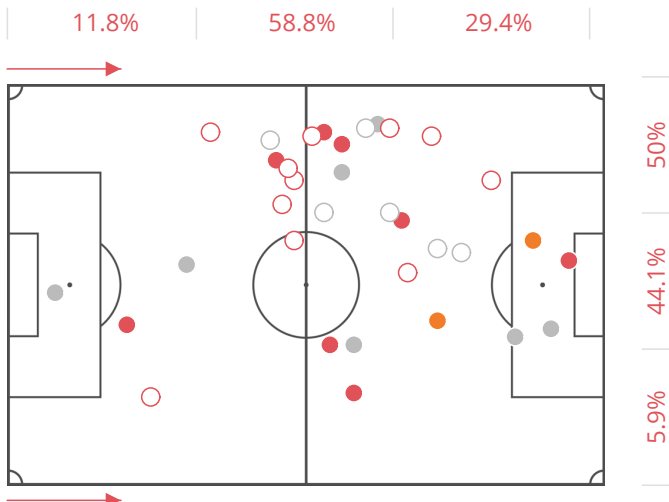
BEST PLAYERS

	DUELS	WON	NEUT.	LOST
M. Damsbo (90')	8	1	4	3
R. Espersen (90')	8	3	1	4
J. Hansen (90')	6	2	1	3
T. Larsen (90')	5	1	1	3
K. Lehm (80')	5	1	0	4

44

AERIAL DUELS

44



BEST PLAYERS

	DUELS	WON	NEUT.	LOST
L. Sørensen (90')	9	5	0	4
K. Hedegaard (90')	9	4	0	5
C. Jensen (90')	5	2	0	3
M. Bjerregaard (90')	4	2	1	1
J. Søndergaard (90')	2	1	1	0

BEST PLAYERS

	DUELS	WON	NEUT.	LOST
M. Damsbo (90')	8	4	2	2
R. Espersen (90')	6	2	0	4
T. Larsen (90')	5	3	0	2
O. Danielsen (90')	4	1	0	3
P. Plougmann (90')	3	0	0	3

DUELS GRID

NÆSBY U19

THISTED U19

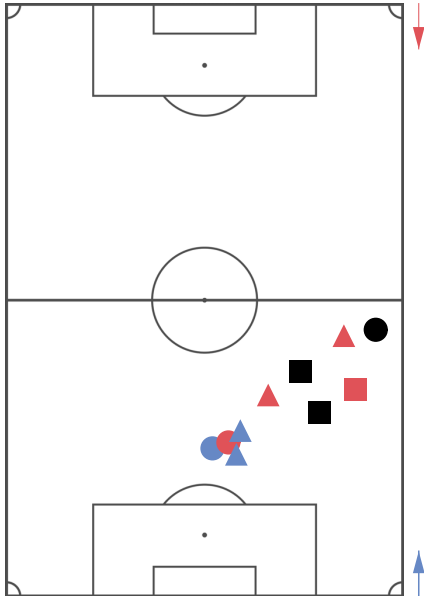
	1. J. Gadkjær	2. K. Lehm	4. M. Damsbo	19. R. Espersen	6. J. Hansen	7. T. Larsen	10. M. De Claville Bertelsen	9. A. Kjerstad	20. M. Danielsen	12. O. Danielsen	17. P. Plougmann	14. E. Kingo Eriksen	3. E. Olsen	8. K. Petersen
1. O. Slot					1									
2. S. Søndergård		1					4							1
3. L. Andersen				1				1			3			
8. L. Sørensen		2	1	6	1	7	4		5	4	1			
4. M. Myrthue								1		2	2			
5. M. Bjerregaard		1	1					2		2	1			
11. J. Søndergaard		1		1	1				4		1			1
6. C. Jensen				1		2	3	1	3	9				
7. M. Krogsgaard				5	1	3	1		1		2			
9. K. Hedegaard	1		10	3	1	2	2							
10. M. Nielsen		3	1	1	4		1					1		1
14. J. Stenumgaard														
12. K. Bruun				2							1		1	

△ AIR CHALL.       GROUND CHALL.      ○ DRIBBLES  
● WON BY THISTED U19      ● WON BY NÆSBY U19      ● NEUTRAL DUELS

**10** K. Hedegaard

M. Damsbo

Thisted U19



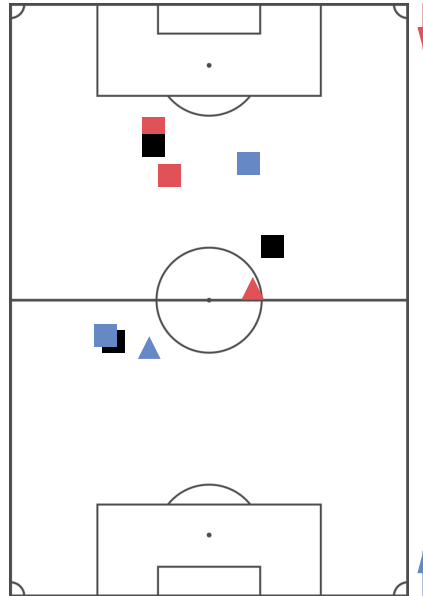
Næsby U19



**9**

C. Jensen  
O. Danielsen

Thisted U19



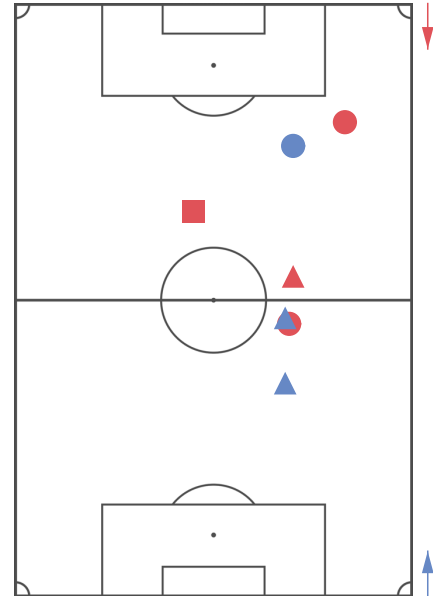
Næsby U19



**7**

L. Sørensen  
T. Larsen

Thisted U19

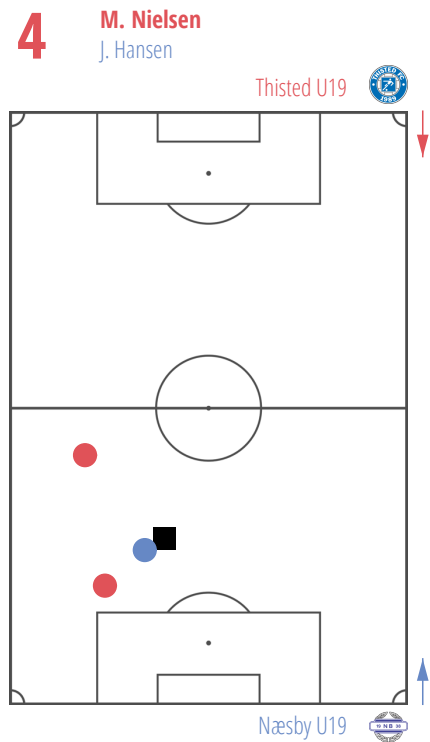
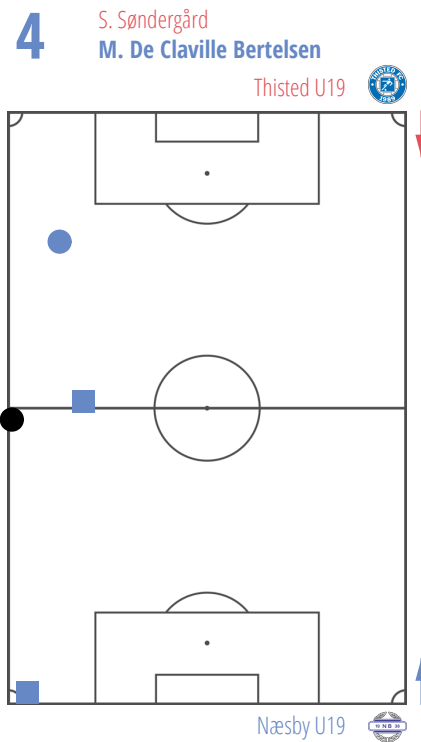
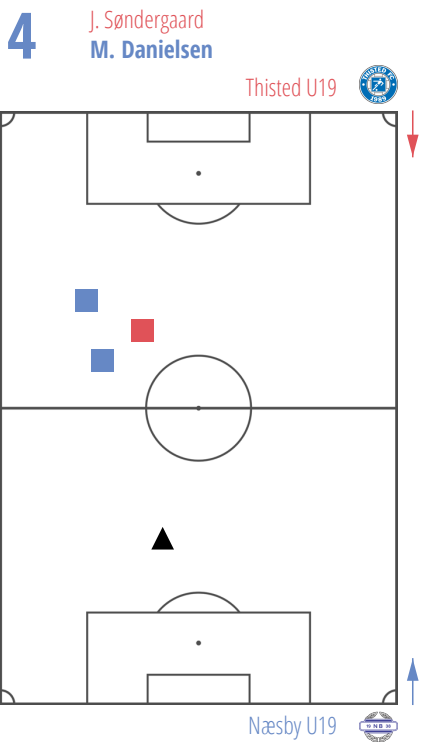
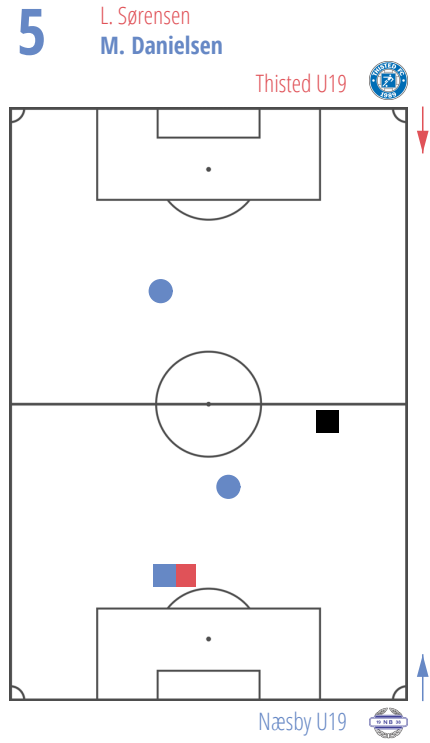
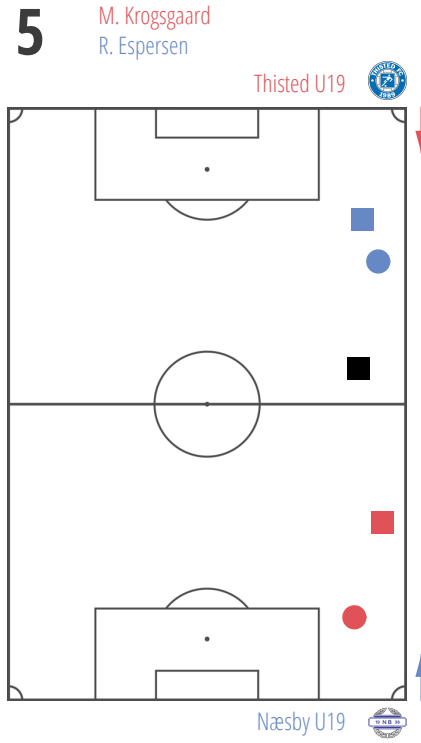
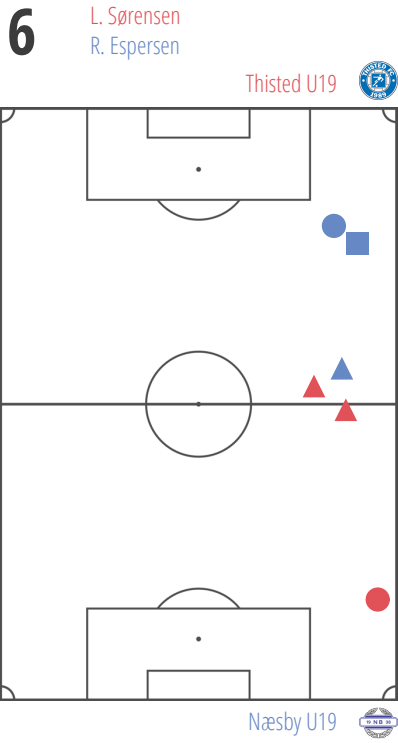


Næsby U19

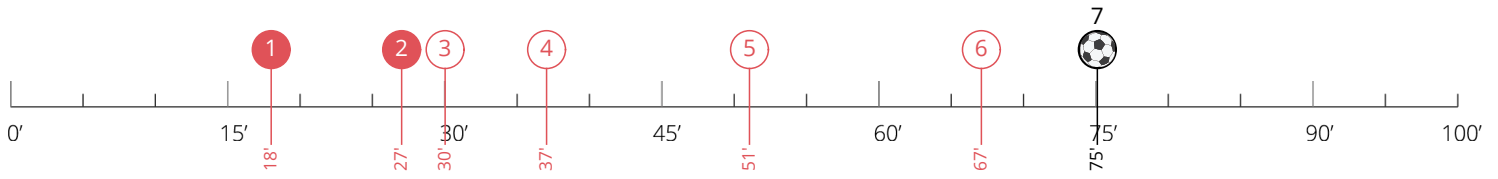


DUELS GRID

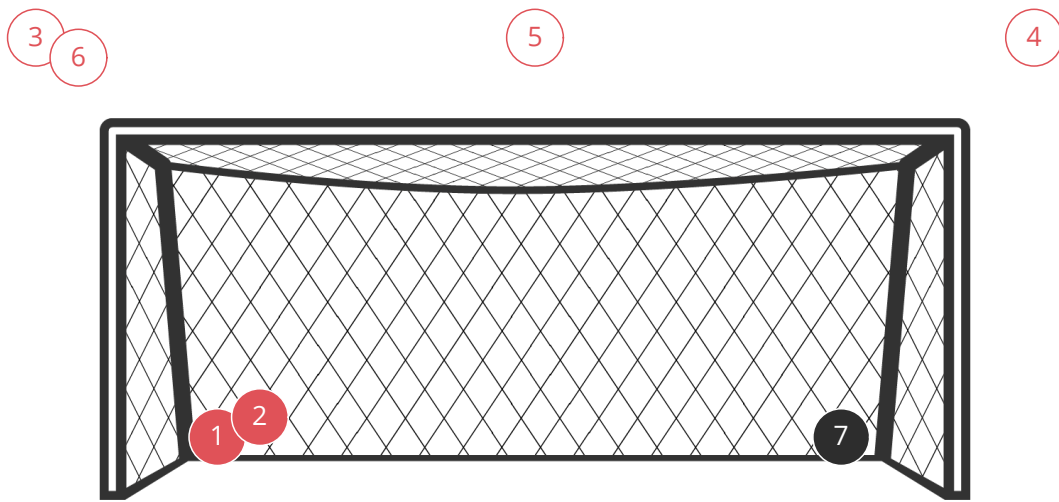
● WON BY THISTED U19     
 ● WON BY NÆSBY U19     
 ○ DRIBBLES     
 △ AIR CHALL.     
 □ GROUND CHALL.     
 ● NEUTRAL DUELS



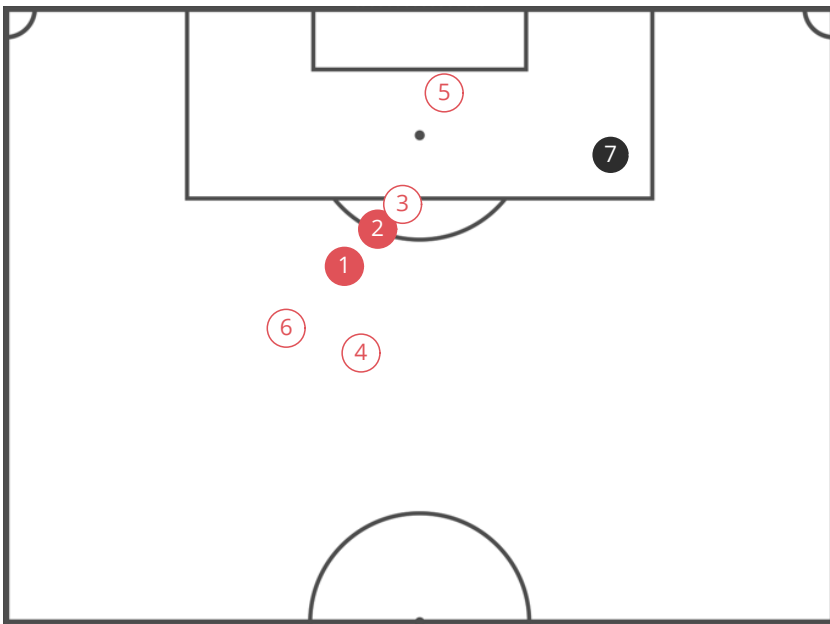
THISTED U19: GOALS AND STRIKES



7 SHOTS      3 ON TARGET      0 BLOCKED      1 GOALS



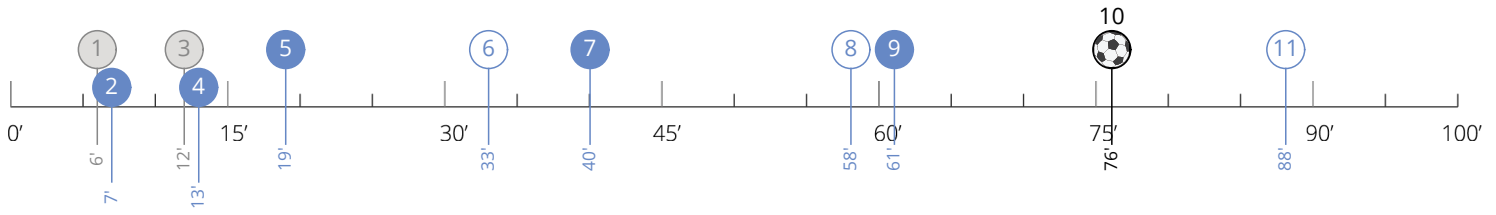
● ON TARGET      ○ OUT OF TARGET      ○ BLOCKED      ● GOAL



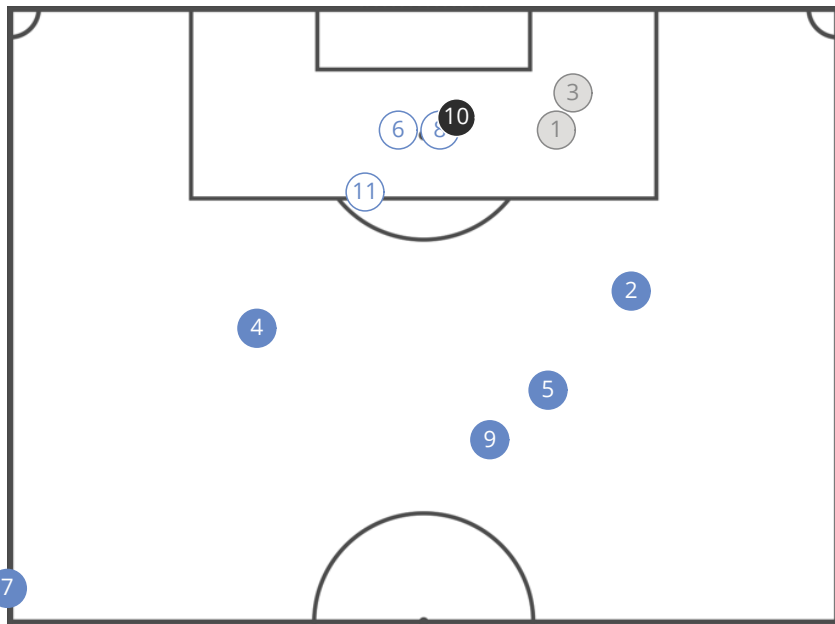
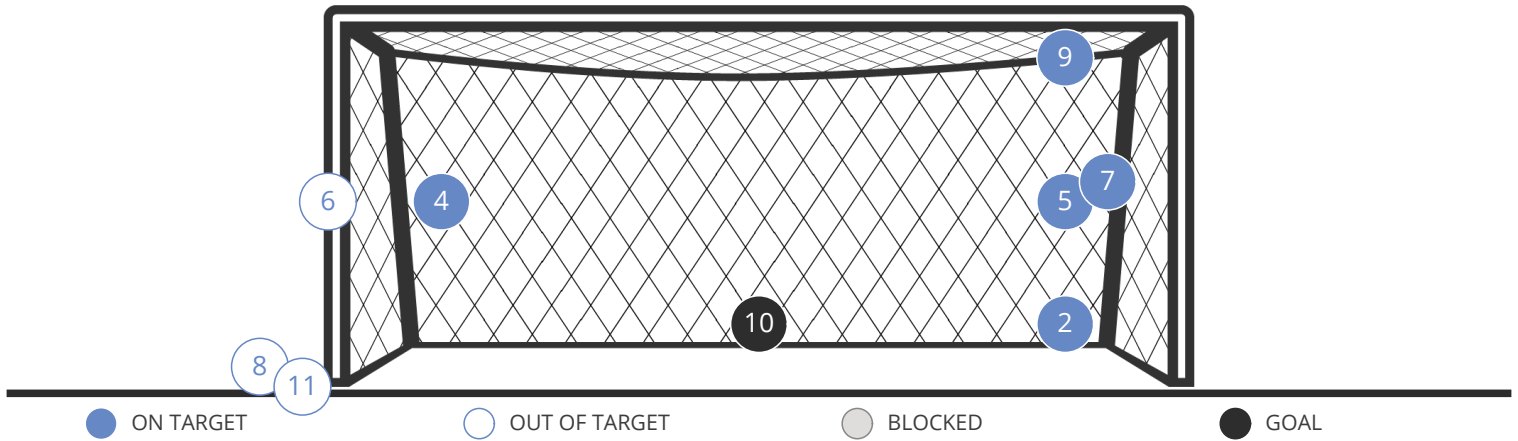
PLAYERS

	FOOT
1 J. Søndergaard	Right
2 L. Andersen	Left
3 L. Sørensen	Left
4 C. Jensen	Right
5 C. Jensen	Right
6 L. Sørensen	Left
7 J. Søndergaard	Right

NÆSBY U19: GOALS AND STRIKES



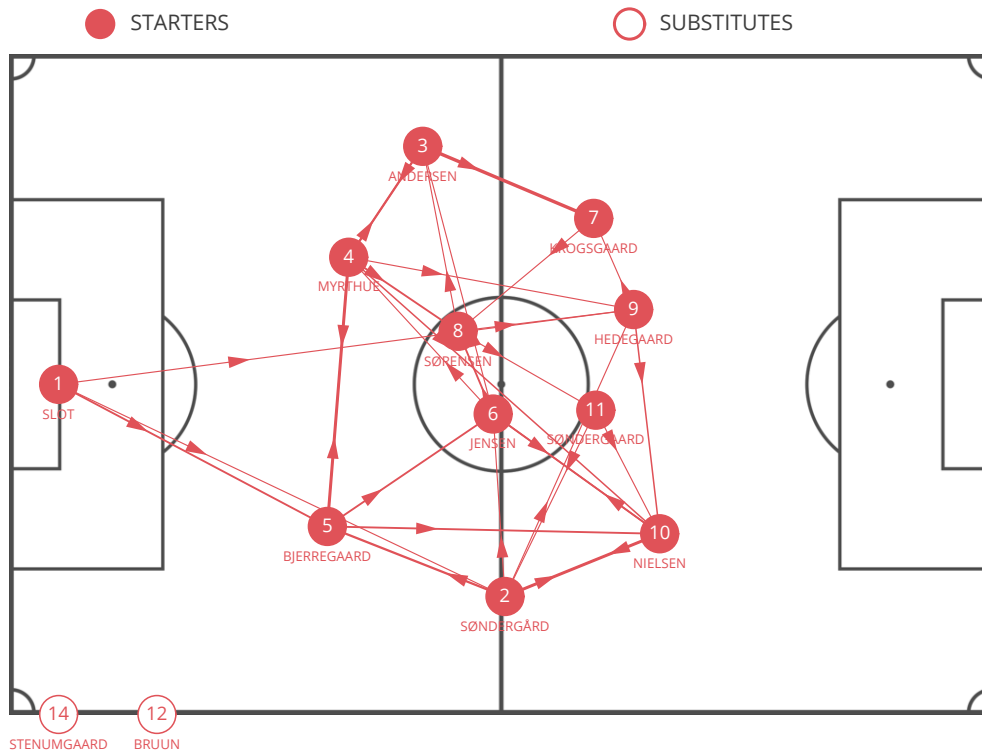
11 SHOTS	6 ON TARGET	2 BLOCKED	1 GOALS
-------------	----------------	--------------	------------



PLAYERS

Player Number	Player Name	Foot
1	P. Plougmann	Right
2	T. Larsen	FK Left
3	O. Danielsen	Right
4	A. Kjerstad	Right
5	T. Larsen	Right
6	M. Damsbo	Heading
7	O. Danielsen	Right
8	P. Plougmann	Left
9	M. De Claville Bertelsen	FK Right
10	P. Plougmann	Right
11	P. Plougmann	Right

THISTED U19: PASSES



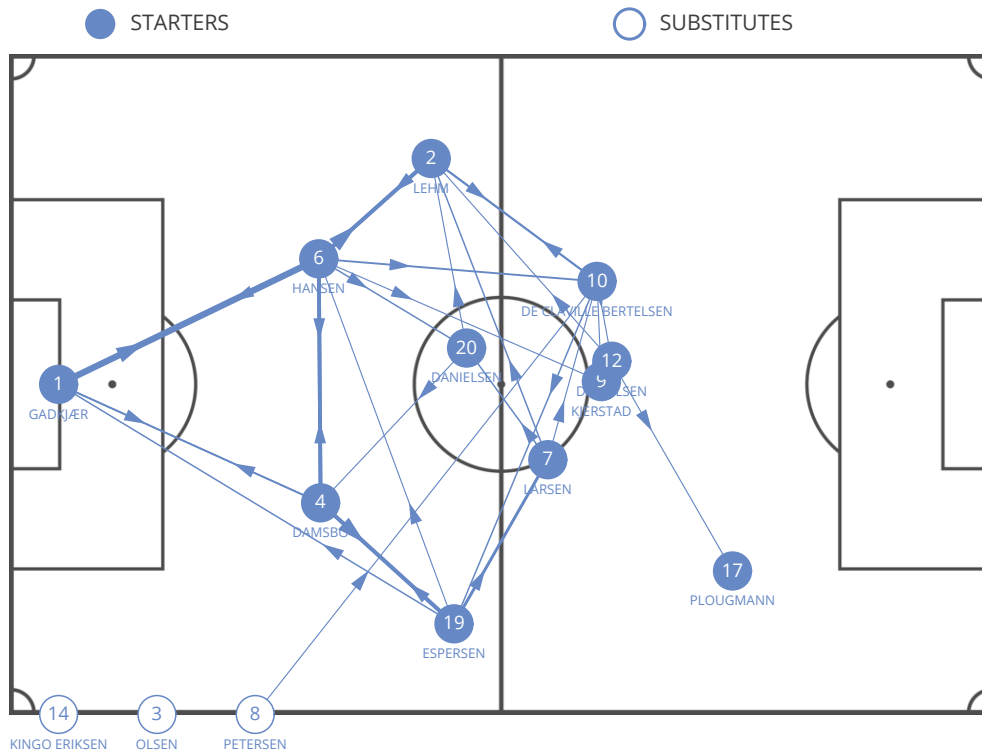
	1. O. Slot	2. S. Søndergård	3. L. Andersen	8. L. Sørensen	4. M. Myrthue	5. M. Bjerregaard	11. J. Søndergaard	6. C. Jensen	7. M. Krogsgaard	9. K. Hedegaard	10. M. Nielsen	14. J. Stenumgaard	12. K. Bruun
1. O. Slot	3			2 (1)	1	5				3 (2)	1		
2. S. Søndergård		1		2 (1)	1	6		3	1	3 (1)	4		
3. L. Andersen	2		2		4	1	2	2	9				
8. L. Sørensen		2	3	1	2	3	1	2 (1)	3 (1)	2 (1)			
4. M. Myrthue		1	6	5	4	1 (1)		1	3 (2)	4 (4)		1 (1)	
5. M. Bjerregaard		2		2	8	2 (1)	5		1	5			
11. J. Søndergaard		3		2		2 (1)	2	1		3			
6. C. Jensen		1 (1)	3	5	3	2	1	2	1	1	5 (1)		
7. M. Krogsgaard	2	1	2	3	2	1	1	2	1				
9. K. Hedegaard					1		1	1	3 (1)	4 (1)			
10. M. Nielsen		8		2	1	1	2	4	2	2	1		
14. J. Stenumgaard								1			1	1	
12. K. Bruun									2			2	1

PASSES RECEIVED BY THE PLAYER

PASSES MADE BY THE PLAYER

(\*) HIGH PASSES

NÆSBY U19: PASSES



	1. J. Gadkjær	2. K. Lehm	4. M. Damsbo	19. R. Espersen	6. J. Hansen	7. T. Larsen	10. M. De Claville Bertelsen	9. A. Kjerstad	20. M. Danielsen	12. O. Danielsen	17. P. Plougmann	14. E. Kingo Eriksen	3. E. Olsen
1. J. Gadkjær	5			1	17	1	1		1				
2. K. Lehm	1	1			9	1	6	2	2	2 (1)	1 (1)		
4. M. Damsbo	4		11	10	1	1					1 (1)		1
19. R. Espersen	4		4	3	8	2	2	1	2	1			1
6. J. Hansen	7	11 (1)	10 (1)		1	5	3 (2)	4	2			2	
7. T. Larsen		4 (2)		2 (1)	1		3	1 (1)	4	2			
10. M. De Claville Bertelsen		3		4 (2)		2			2	3	2		1
9. A. Kjerstad		1				2	3			1			
20. M. Danielsen	1	3 (1)	3				2						
12. O. Danielsen		3		2		2	1	1			3	1	1
17. P. Plougmann			1	1				1					
14. E. Kingo Eriksen	1						1			1 (1)			
3. E. Olsen						1					1		

PASSES RECEIVED BY THE PLAYER

PASSES MADE BY THE PLAYER

(\*) HIGH PASSES



THISTED U19: PLAYER EVENTS

		MINUTES PLAYED	GOALS / GOALS ON PENALTY	ASSISTS	TOUCHES	SHOTS / ON TARGET	FOULS COMM. / CONCEDED	YELLOW CARDS / RED CARDS	OFFSIDES	FREE K. SHOTS / ON TARGET	FREE K. CROSS / ACCURATE	CORNERS / ACCURATE	THROW INS / ACCURATE
1	O. Slot	90	0/0	0	20	0/0	0/0	0/0	0	0/0	0/0	0/0	0/0
2	S. Søndergård	90	0/0	0	33	0/0	0/0	0/0	0	0/0	0/0	0/0	6/4
3	L. Andersen	79	0/0	0	29	1/1	2/1	1/0	0	0/0	0/0	0/0	5/4
8	L. Sørensen	90	0/0	0	34	2/0	2/3	0/0	0	0/0	0/0	0/0	0/0
4	M. Myrthue	90	0/0	0	42	0/0	1/0	0/0	0	0/0	0/0	0/0	0/0
5	M. Bjerregaard	90	0/0	0	35	0/0	0/0	0/0	0	0/0	0/0	0/0	0/0
11	J. Søndergaard	90	1/0	0	24	2/2	1/1	0/0	0	0/0	0/0	0/0	0/0
6	C. Jensen	90	0/0	0	31	2/0	4/3	1/0	0	0/0	0/0	0/0	1/1
7	M. Krogsgaard	76	0/0	0	24	0/0	1/1	0/0	0	0/0	0/0	0/0	1/1
9	K. Hedegaard	90	0/0	0	24	0/0	0/1	0/0	0	0/0	4/3	5/4	0/0
10	M. Nielsen	90	0/0	1	41	0/0	1/1	0/0	0	0/0	0/0	0/0	0/0
14	J. Stenumgaard	11	0/0	0	5	0/0	0/0	0/0	0	0/0	0/0	0/0	3/3
12	K. Bruun	14	0/0	0	6	0/0	0/0	0/0	0	0/0	0/0	0/0	0/0

		DUELS / WON	GROUND CHALL. / WON	AIR CHALL. / WON	ATTACKING CHALL.	DEFENDING CHALL.	DRIBBLES	TACKLES	DEFENDING 1V1	RECOVERED IN OPP. HALF	LOSSES IN OPP. HALF
1	O. Slot	1 / 1	0 / 0	1 / 1	0	0	0	0	0	0	0
2	S. Søndergård	14 / 6	14 / 6	0 / 0	5	7	4	0	4	3	1
3	L. Andersen	13 / 4	12 / 3	1 / 1	7	3	3	0	0	2	1
8	L. Sørensen	35 / 14	26 / 9	9 / 5	7	16	4	2	8	0	2
4	M. Myrthue	9 / 6	8 / 5	1 / 1	1	7	0	0	0	0	1
5	M. Bjerregaard	12 / 4	8 / 2	4 / 2	0	8	0	0	3	0	0
11	J. Søndergaard	12 / 5	10 / 4	2 / 1	5	3	1	0	1	3	2
6	C. Jensen	28 / 12	23 / 10	5 / 2	3	13	1	1	1	0	1
7	M. Krogsgaard	22 / 9	22 / 9	0 / 0	14	7	7	0	3	1	4
9	K. Hedegaard	32 / 11	23 / 7	9 / 4	14	4	6	0	1	2	8
10	M. Nielsen	24 / 13	23 / 12	1 / 1	15	5	10	0	0	4	4
14	J. Stenumgaard	2 / 0	2 / 0	0 / 0	0	2	0	0	1	0	0
12	K. Bruun	8 / 5	6 / 3	2 / 2	1	4	0	0	3	2	0

		PASSES / ACCURATE	% ACCURATE	LONG PASSES / ACCURATE	THROUGH PASSES / ACCURATE	IN THE BOX / ACCURATE	CROSSES / ACCURATE	CROSS FROM BYLINE	CROSS HIGH	CROSS LOW	CROSS BLOCKED
1	O. Slot	17 / 15	89	5 / 3	0 / 0	0 / 0	0 / 0	0	0	0	0
2	S. Søndergård	31 / 22	71	3 / 2	1 / 0	1 / 0	4 / 1	3	2	1	1
3	L. Andersen	25 / 22	88	1 / 0	0 / 0	0 / 0	0 / 0	0	0	0	0
8	L. Sørensen	31 / 20	65	8 / 3	3 / 0	0 / 0	1 / 0	1	1	0	0
4	M. Myrthue	33 / 28	85	9 / 8	0 / 0	0 / 0	0 / 0	0	0	0	0
5	M. Bjerregaard	29 / 25	87	3 / 1	0 / 0	1 / 0	0 / 0	0	0	0	0
11	J. Søndergaard	13 / 10	77	0 / 0	0 / 0	2 / 2	0 / 0	0	0	0	0
6	C. Jensen	28 / 22	79	4 / 2	1 / 0	1 / 0	0 / 0	0	0	0	0
7	M. Krogsgaard	22 / 16	73	0 / 0	0 / 0	1 / 0	3 / 0	1	2	0	1
9	K. Hedegaard	19 / 10	53	2 / 1	2 / 1	1 / 1	2 / 0	1	1	1	0
10	M. Nielsen	33 / 24	73	3 / 0	0 / 0	6 / 3	4 / 3	3	1	3	0
14	J. Stenumgaard	5 / 4	80	0 / 0	0 / 0	0 / 0	0 / 0	0	0	0	0
12	K. Bruun	4 / 4	100	0 / 0	0 / 0	0 / 0	0 / 0	0	0	0	0

NÆSBY U19: PLAYER EVENTS

		MINUTES PLAYED	GOALS / GOALS ON PENALTY	ASSISTS	TOUCHES	SHOTS / ON TARGET	FOULS COMM. / CONCEDED	YELLOW CARDS / RED CARDS	OFFSIDES	FREE K. SHOTS / ON TARGET	FREE K. CROSS / ACCURATE	CORNERS / ACCURATE	THROW INS / ACCURATE
1	J. Gadkjær	90	0/0	0	33	0/0	0/0	0/0	0	0/0	0/0	0/0	0/0
2	K. Lehm	80	0/0	0	42	0/0	1/3	0/0	0	0/0	0/0	0/0	6/6
4	M. Damsbo	90	0/0	0	48	1/0	1/0	0/0	0	0/0	0/0	0/0	0/0
19	R. Espersen	90	0/0	0	37	0/0	2/1	0/0	0	0/0	0/0	1/1	13/11
6	J. Hansen	90	0/0	0	57	0/0	0/0	0/0	0	0/0	0/0	0/0	0/0
7	T. Larsen	90	0/0	0	25	2/2	3/2	0/0	0	1/1	0/0	0/0	0/0
10	M. De Claville Bertelsen	90	0/0	0	31	1/1	1/1	0/0	0	1/1	2/2	3/1	0/0
9	A. Kjerstad	68	0/0	0	10	1/1	0/2	0/0	0	0/0	0/0	0/0	0/0
20	M. Danielsen	50	0/0	0	14	0/0	0/1	0/0	0	0/0	0/0	0/0	0/0
12	O. Danielsen	90	0/0	0	21	2/1	1/1	0/0	0	0/0	0/0	0/0	0/0
17	P. Plougmann	90	1/0	0	13	4/1	1/1	0/0	3	0/0	1/0	3/1	1/1
14	E. Kingo Eriksen	10	0/0	0	5	0/0	0/0	0/0	0	0/0	0/0	0/0	1/1
3	E. Olsen	22	0/0	1	5	0/0	0/0	0/0	0	0/0	0/0	0/0	1/1
8	K. Petersen	40	0/0	0	11	0/0	1/0	1/0	0	0/0	0/0	0/0	0/0

		DUELS / WON	GROUND CHALL. / WON	AIR CHALL. / WON	ATTACKING CHALL.	DEFENDING CHALL.	DRIBBLES	TACKLES	DEFENDING 1V1	RECOVERED IN OPP. HALF	LOSSES IN OPP. HALF
1	J. Gadkjær	1/0	1/0	0/0	1	0	0	0	0	0	0
2	K. Lehm	11/5	10/4	1/1	5	5	3	0	3	0	3
4	M. Damsbo	18/6	10/2	8/4	1	8	0	0	5	0	0
19	R. Espersen	23/10	17/8	6/2	8	8	1	0	3	2	1
6	J. Hansen	9/3	7/2	2/1	0	6	0	0	4	0	0
7	T. Larsen	17/7	12/4	5/3	5	5	3	0	1	1	1
10	M. De Claville Bertelsen	18/12	17/11	1/1	14	1	6	0	0	1	4
9	A. Kjerstad	8/3	7/2	1/1	5	1	0	0	0	1	0
20	M. Danielsen	13/7	10/6	3/1	5	2	2	0	1	0	0
12	O. Danielsen	19/5	15/4	4/1	12	1	1	0	0	0	6
17	P. Plougmann	12/2	9/2	3/0	5	3	2	0	0	2	3
14	E. Kingo Eriksen	1/0	1/0	0/0	0	1	0	0	0	1	0
3	E. Olsen	3/1	1/1	2/0	1	0	1	0	0	0	0
8	K. Petersen	5/2	5/2	0/0	1	1	0	0	0	1	0

		PASSES / ACCURATE	% ACCURATE	LONG PASSES / ACCURATE	THROUGH PASSES / ACCURATE	IN THE BOX / ACCURATE	CROSSES / ACCURATE	CROSS FROM BYLINE	CROSS HIGH	CROSS LOW	CROSS BLOCKED
1	J. Gadkjær	31/28	91	4/1	0/0	0/0	0/0	0	0	0	0
2	K. Lehm	39/28	72	5/2	0/0	0/0	3/0	0	3	0	0
4	M. Damsbo	42/29	70	9/0	0/0	0/0	0/0	0	0	0	0
19	R. Espersen	33/28	85	2/0	0/0	1/1	0/0	0	0	0	0
6	J. Hansen	56/51	92	8/6	0/0	0/0	0/0	0	0	0	0
7	T. Larsen	25/18	72	5/4	0/0	0/0	1/0	0	0	0	1
10	M. De Claville Bertelsen	30/19	64	8/2	1/0	0/0	3/1	0	0	3	0
9	A. Kjerstad	8/7	88	0/0	0/0	1/1	0/0	0	0	0	0
20	M. Danielsen	13/10	77	3/2	0/0	0/0	0/0	0	0	0	0
12	O. Danielsen	21/14	67	1/0	1/0	0/0	1/0	1	1	0	0
17	P. Plougmann	13/7	54	1/0	0/0	0/0	2/1	0	1	0	1
14	E. Kingo Eriksen	5/2	40	3/0	0/0	0/0	0/0	0	0	0	0
3	E. Olsen	5/2	40	0/0	0/0	1/1	2/1	0	1	1	0
8	K. Petersen	10/10	100	1/1	0/0	0/0	0/0	0	0	0	0

## MATCH REPORT GUIDE

## SECTION 1

**AVERAGE POSITIONS**

Players position is calculated on an average detected point which takes into consideration every kind of action, including those with no ball possession.

White-filled circles are substitutes indicators.

## SECTION 2

**GENERALS****Average position**

It shows the barycentre of the team, considering the average place of its actions.

**CONSTRUCTION****Actions started by goalkeeper**

It considers all the actions started by the goalkeeper. It will be considered as a single one even if inside the same action he is involved more than once before the ball crosses the halfway line.

**Long pass**

Number of throws beyond the halfway line.

**Low**

Number of throws to a fellow teammate inside his half of the field.

**Right**

Number of actions crossing the halfway line in the right side.

**Left**

Number of actions crossing the halfway line in the left side.

**Center**

Number of actions crossing the halfway line in the central area.

**Failed**

Number of actions stopped before crossing the halfway line.

**ATTACKING PLAY****Actions finalization**

It shows team offensive dangerousness and the way it is carried out.

**Shot from outside of penalty area**

Number of team shots from outside the penalty area.

**Crosses**

It shows how many finalizations are completed straight after a cross from the flanks.

**Build-Up play**

It shows how many finalizations are completed straight after a build-up play.

**Long ball**

It shows how many finalizations are completed straight after a long ball.

**DEFENSIVE****Final Third Entries**

Number of times the opponent team plays the ball between the halfway line and the penalty area.

**Fouls near the box**

Number of fouls committed by the team nearby its penalty areas

## SECTION 3

**TERRITORIAL COVERAGE****Ball possession recovery**

It only takes into consideration the actual number of ball possession recoveries, even if temporary. Recoveries caused by opponents mistakes are not considered (i.e. ball kicked out of the pitch by the opponent).

## SECTION 4

**DUELS****Attacking duels**

Number of duels carried out when the team has ball possession.

**Defensive duels**

Number of duels carried out when the opponent team has ball possession.

## SECTION 7

**PASSES**

Players position is calculated on an average detected point based on the position occupied, considering every kind of action, including those with no ball possession.

Lines connecting players show the number of passes. The thicker is the line, the higher is the number of passes between each other.