

29/04/2017
U19 DIVISION 2016/2017



NÆSBY U19

5 - 1



HIK U19

🔄 - 📺 - ⌚ 93' (47 + 46)

| | | | | | | | |
|----|-----|--------------------------------|-----|-----|-----|-----|------------------------------|
| 1 | GKP | J. Gadkjær ('99) | 82' | | 22 | GKP | J. Schmidt (') |
| 13 | DEF | R. Espersen ('99) | | | 18 | DEF | J. Grønbech Hansen ('99) |
| 6 | DEF | J. Hansen ('98) | | | 16 | DEF | F. Kjøbek Klausen ('99) 89' |
| 4 | DEF | M. Damsbo ('98) | | | 88' | | 89' |
| 2 | DEF | K. Lehm ('98) | 70' | 38' | 4 | DEF | F. Dalgaard ('98) |
| 12 | MID | O. Danielsen ('99) | 67' | 65' | 5 | DEF | T. Munk Pedersen ('98) |
| 11 | MID | P. Plougmann ('99) | 62' | 28' | 27' | | 47' |
| 9 | MID | A. Kjerstad ('99) | | | 2 | DEF | F. Lundbirk ('99) |
| 10 | MID | M. De Claville Bertelsen ('98) | | | 77' | | |
| 7 | MID | T. Larsen ('98) | | | 20 | MID | D. Korpak Andersen ('99) |
| 8 | MID | K. Petersen ('99) | | | 8 | MID | E. Madsen ('99) |
| | | | | | 11' | | |
| | | | | | 14 | FWD | J. Musumeci ('98) |
| | | | | | 75' | | |
| | | | | | 12 | FWD | M. Jalloh Rasmussen ('98) |
| | | | | | 9 | FWD | D. Ajit Kirpekar-Sauer ('98) |

SUBSTITUTES

| | | | | | | | |
|----|-----|--------------------|-----|-----|-----|-----|----------------|
| 14 | DEF | M. Ellegaard ('99) | 70' | | 10 | GKP | M. Price ('99) |
| 18 | MID | M. Danielsen ('99) | 62' | 80' | 17 | DEF | W. Danpha (') |
| 3 | MID | E. Olsen ('99) | 67' | | 58' | | 83' |

BACKUPS

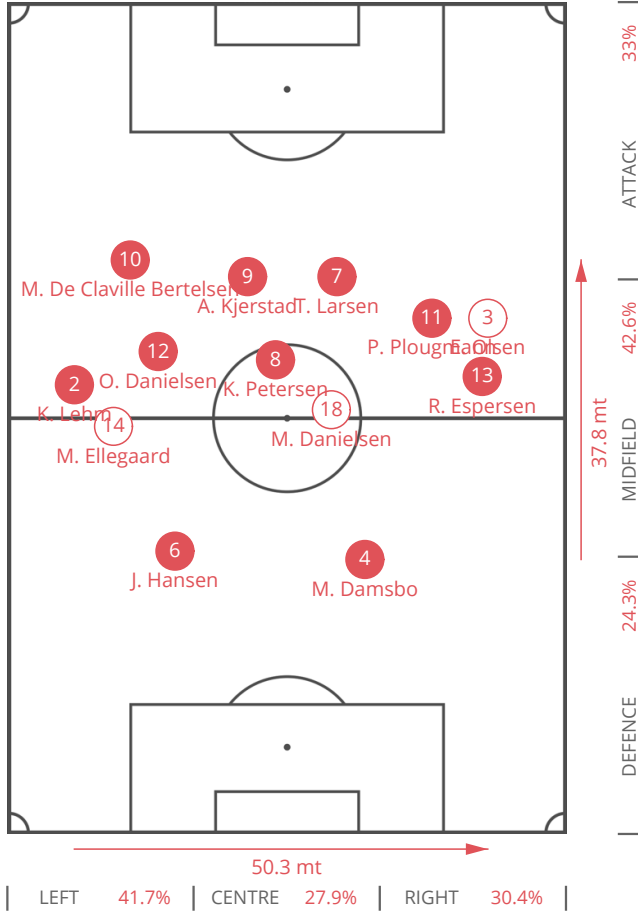
23 MID L. Blazek ('01)

NÆSBY U19

AVERAGE POSITIONS

● STARTERS

○ SUBSTITUTES



PLAYERS

| | | |
|----|-----|--------------------------|
| 2 | DEF | K. Lehm |
| 13 | DEF | R. Espersen |
| 4 | DEF | M. Damsbo |
| 6 | DEF | J. Hansen |
| 12 | MID | O. Danielsen |
| 10 | MID | M. De Claville Bertelsen |
| 9 | MID | A. Kjerstad |
| 11 | MID | P. Plougmann |
| 8 | MID | K. Petersen |
| 7 | MID | T. Larsen |
| 14 | DEF | M. Ellegaard |
| 3 | MID | E. Olsen |
| 18 | MID | M. Danielsen |



4-2-3-1

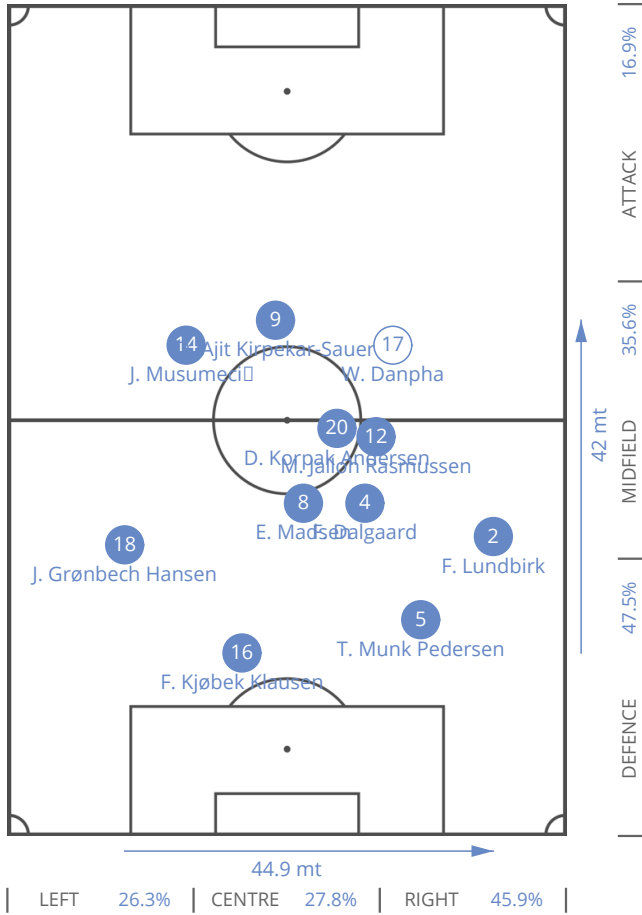
Used from 0' >> 70'

HIK U19

AVERAGE POSITIONS

● STARTERS

○ SUBSTITUTES



PLAYERS

18 DEF J. Grønbech Hansen

2 DEF F. Lundbirk

5 DEF T. Munk Pedersen

4 DEF F. Dalgaard

16 DEF F. Kjøbek Klausen

20 MID D. Korpak Andersen

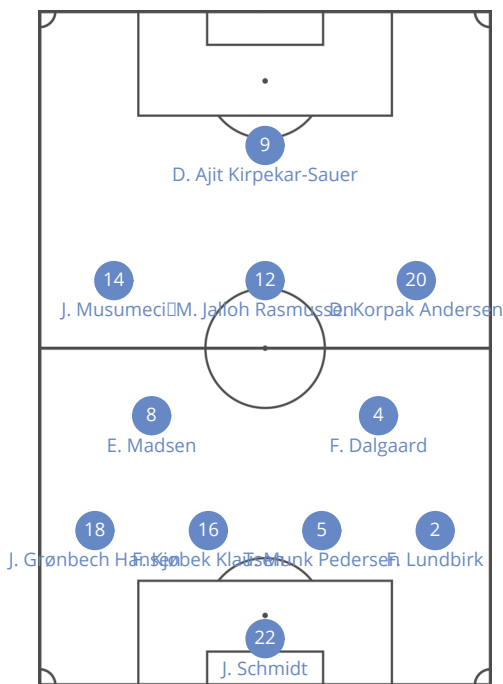
8 MID E. Madsen

14 FWD J. Musumeci

9 FWD D. Ajit Kirpekar-Sauer

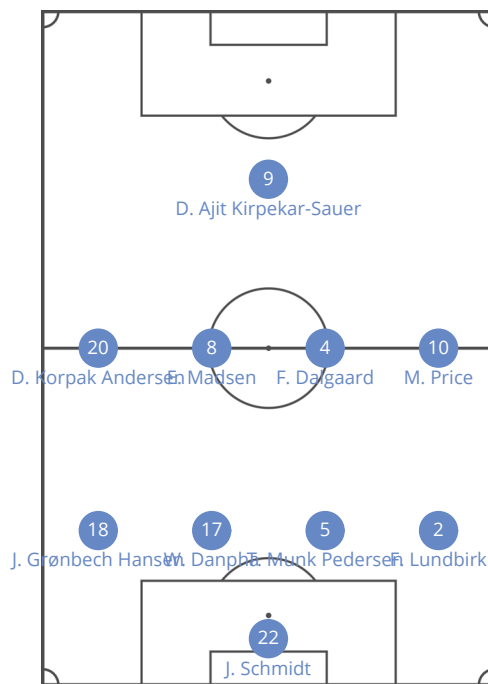
12 FWD M. Jalloh Rasmussen

17 DEF W. Danpha



4-2-3-1

Used from 0' >> 60'



4-4-1

Used from 91' >> 92'



NÆSBY U19



HIK U19

| | 1 HALF | 2 HALF | TOTAL | 1 HALF | 2 HALF | TOTAL |
|------------------|---------|--------|---------|---------|---------|--------|
| GENERALS | | | | | | |
| BALL POSSESSION | 19 min | 20 min | 39 min | 16 min | 11 min | 27 min |
| AVERAGE POSITION | 54.8 mt | 56 mt | 55.4 mt | 42.6 mt | 43.4 mt | 43 mt |
| CORNERS | 1 | 2 | 3 | 0 | 1 | 1 |
| FREE KICK CROSS | 1 | 0 | 1 | 4 | 3 | 7 |
| FREE KICK SHOT | 1 | 0 | 1 | 1 | 0 | 1 |
| FOULS | 10 | 8 | 18 | 4 | 4 | 8 |
| OFFSIDES | 1 | 2 | 3 | 1 | 1 | 2 |

| | | | | | | |
|------------------------------------|-------------|-------------|-------------|-------------|------------|-------------|
| CONSTRUCTION | | | | | | |
| PASSES (% ACCURATE) | 249 (83.1%) | 245 (86.1%) | 494 (84.6%) | 165 (75.8%) | 96 (75%) | 261 (75.5%) |
| - Final Third Entries (% Accurate) | 65 (63.1%) | 60 (83.3%) | 125 (72.8%) | 16 (43.8%) | 20 (65%) | 36 (55.6%) |
| - Other (% Accurate) | 184 (90.2%) | 185 (87%) | 369 (88.6%) | 149 (79.2%) | 76 (77.6%) | 225 (78.7%) |
| LONG PASSES (% ACCURATE) | 29 (65.5%) | 29 (58.6%) | 58 (62.1%) | 19 (68.4%) | 17 (41.2%) | 36 (55.6%) |
| THROUGH PASSES (% ACCURATE) | 5 (20%) | 5 (40%) | 10 (30%) | 1 (100%) | 4 (75%) | 5 (80%) |
| COUNTERATTACKS | 0 | 0 | 0 | 7 | 1 | 8 |
| ACTIONS STARTED BY GOALKEEPER | 17 | 13 | 30 | 17 | 14 | 31 |
| - Long pass | 3 | 1 | 4 | 9 | 5 | 14 |
| - LOW | 14 | 12 | 26 | 8 | 9 | 17 |
| -- % Right | 21.4% | 0% | 11.5% | 37.5% | 22.2% | 29.4% |
| -- % Left | 50% | 50% | 50% | 37.5% | 44.4% | 41.2% |
| -- % Center | 28.6% | 33.3% | 30.8% | 12.5% | 0% | 5.9% |
| -- % Failed | 0% | 16.7% | 7.7% | 12.5% | 33.3% | 23.5% |



NÆSBY U19



HIK U19

| | 1 HALF | 2 HALF | TOTAL | 1 HALF | 2 HALF | TOTAL |
|-------------------------------------|-----------|-----------|-----------|--------|----------|-----------|
| ATTACKING PLAY | | | | | | |
| OPPORTUNITY (% SUCCESSFUL) | 4 (75%) | 3 (33.3%) | 7 (57.1%) | 4 (0%) | 4 (25%) | 8 (12.5%) |
| SHOTS | 8 | 8 | 16 | 5 | 6 | 11 |
| Shot from outside of penalty area | 4 | 2 | 6 | 2 | 0 | 2 |
| Shot from inside of penalty area | 4 | 5 | 9 | 3 | 5 | 8 |
| ACTIONS FINALIZATION | 23 | 11 | 34 | 7 | 4 | 11 |
| - Shot from outside of penalty area | 4 | 2 | 6 | 2 | 0 | 2 |
| - CROSSES | 3 | 2 | 5 | 0 | 1 | 1 |
| -- From left (%) | 2 (66.7%) | 1 (50%) | 3 (60%) | 0 | 0 | 0 (0%) |
| -- From right (%) | 1 (33.3%) | 1 (50%) | 2 (40%) | 0 | 1 (100%) | 1 (100%) |
| - Build-Up play | 4 | 4 | 8 | 2 | 2 | 4 |
| - Long ball | 3 | 2 | 5 | 0 | 1 | 1 |
| DEFENSIVE | | | | | | |
| SAVES | 1 | 0 | 1 | 1 | 3 | 4 |
| CLEARANCES | 5 | 4 | 9 | 8 | 3 | 11 |
| - Low | 0 | 0 | 0 | 0 | 2 | 2 |
| - High | 5 | 4 | 9 | 8 | 1 | 9 |
| BALL RECOVERY | 45 | 32 | 77 | 46 | 32 | 78 |
| - End action | 14 | 8 | 22 | 12 | 7 | 19 |
| - Real recovery | 9 | 12 | 21 | 19 | 2 | 21 |
| - Temporary recovery | 22 | 12 | 34 | 15 | 23 | 38 |
| FINAL THIRD ENTRIES | 39 | 31 | 70 | 27 | 21 | 48 |
| FOULS NEAR THE BOX | 0 | 0 | 0 | 0 | 0 | 0 |

TERRITORIAL COVERAGE



NÆSBY U19



HIK U19

● FIRST HALF

○ SECOND HALF

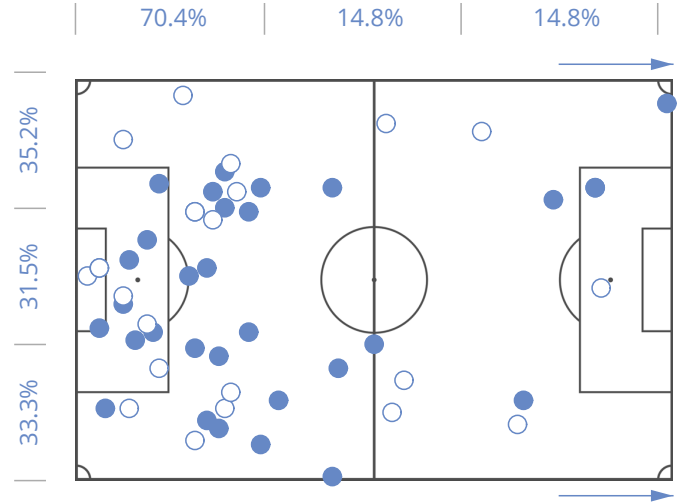
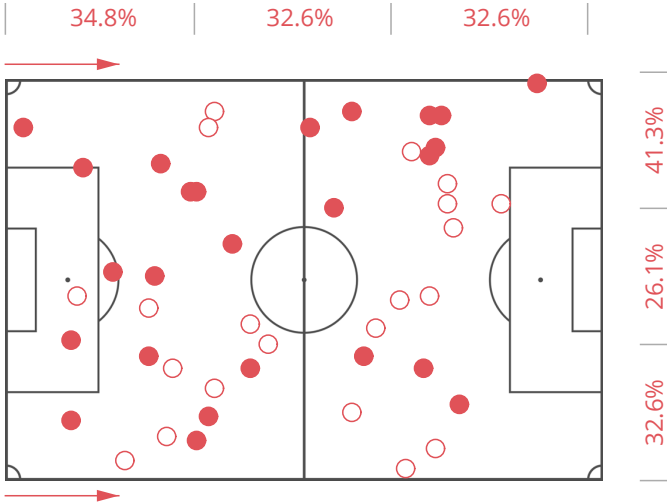
● FIRST HALF

○ SECOND HALF

46

BALL POSSESSION RECOVERY

54



BEST PLAYERS

WORST PLAYERS

| | | | |
|--------------------|---|--------------------|---|
| K. Lehm (70') | 8 | A. Kjerstad (90') | 1 |
| K. Petersen (90') | 7 | E. Olsen (23') | 1 |
| R. Espersen (90') | 6 | M. Ellegaard (20') | 1 |
| M. Damsbo (90') | 5 | J. Hansen (90') | 2 |
| O. Danielsen (67') | 5 | T. Larsen (90') | 2 |

BEST PLAYERS

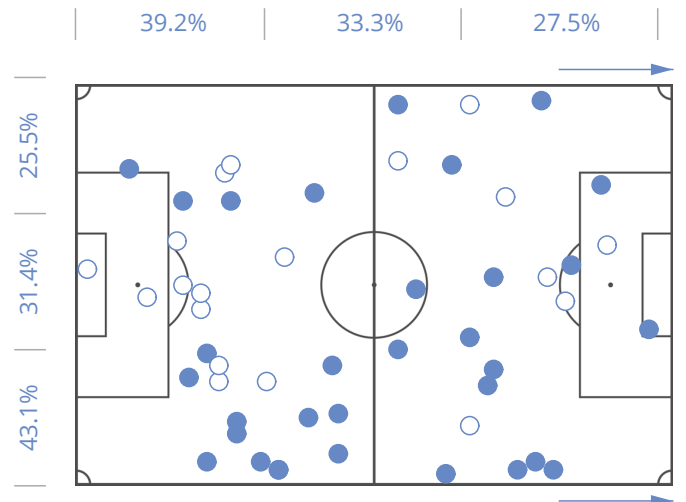
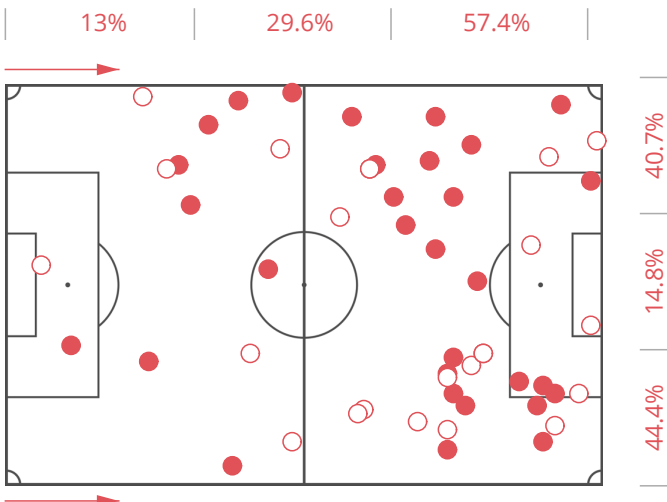
WORST PLAYERS

| | | | |
|------------------------------|---|---------------------------|---|
| T. Munk Pedersen (90') | 7 | M. Jalloh Rasmussen (58') | 1 |
| F. Dalgaard (90') | 7 | W. Danpha (32') | 1 |
| F. Lundbirk (90') | 6 | J. Musumeci (75') | 4 |
| D. Ajit Kirpekar-Sauer (90') | 6 | E. Madsen (90') | 5 |
| J. Grønbech Hansen (90') | 6 | D. Korpak Andersen (90') | 5 |

54

BALL POSSESSION LOSS

51



BEST PLAYERS

WORST PLAYERS

| | | | |
|--------------------|---|--------------------------------|----|
| K. Petersen (90') | 1 | R. Espersen (90') | 12 |
| E. Olsen (23') | 1 | M. De Claville Bertelsen (90') | 1 |
| M. Ellegaard (20') | 1 | J. Hansen (90') | 6 |
| A. Kjerstad (90') | 2 | T. Larsen (90') | 6 |
| M. Damsbo (90') | 3 | P. Plougmann (62') | 5 |

BEST PLAYERS

WORST PLAYERS

| | | | |
|------------------------------|---|--------------------------|---|
| W. Danpha (32') | 2 | T. Munk Pedersen (90') | 7 |
| F. Dalgaard (90') | 3 | F. Lundbirk (90') | 6 |
| E. Madsen (90') | 4 | J. Grønbech Hansen (90') | 6 |
| D. Ajit Kirpekar-Sauer (90') | 4 | D. Korpak Andersen (90') | 5 |
| F. Kjøbek Klausen (89') | 4 | J. Musumeci (75') | 5 |

TERRITORIAL COVERAGE



NÆSBY U19



HIK U19

● FIRST HALF

○ SECOND HALF

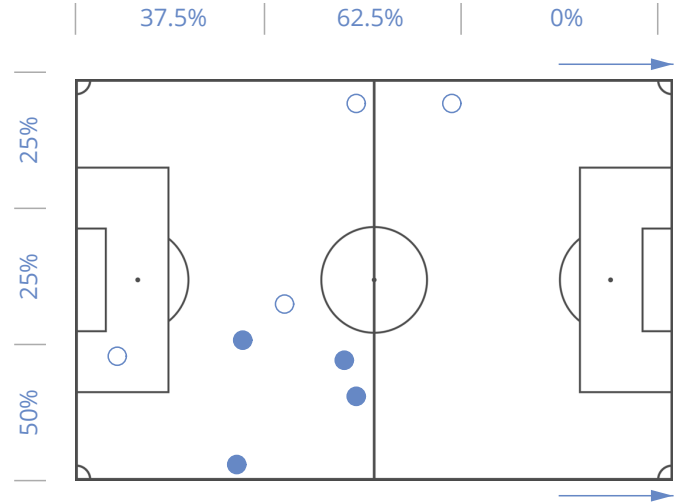
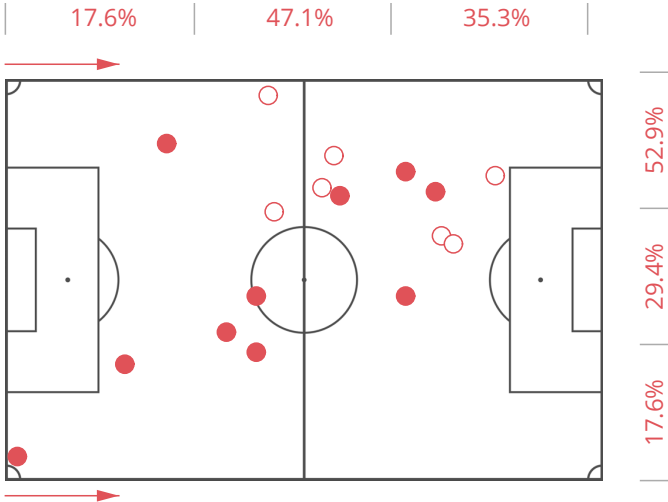
● FIRST HALF

○ SECOND HALF

17

FOULS COMMITTED

8



WORST PLAYERS

| | |
|--------------------|---|
| O. Danielsen (67') | 5 |
| K. Lehm (70') | 3 |
| K. Petersen (90') | 2 |
| A. Kjerstad (90') | 2 |
| R. Espersen (90') | 2 |

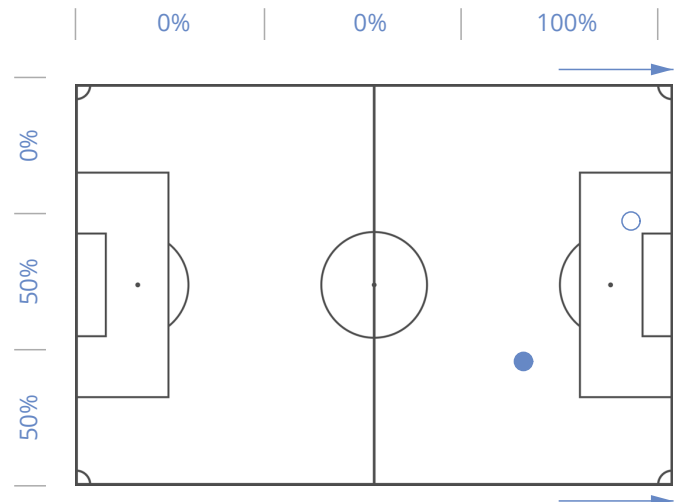
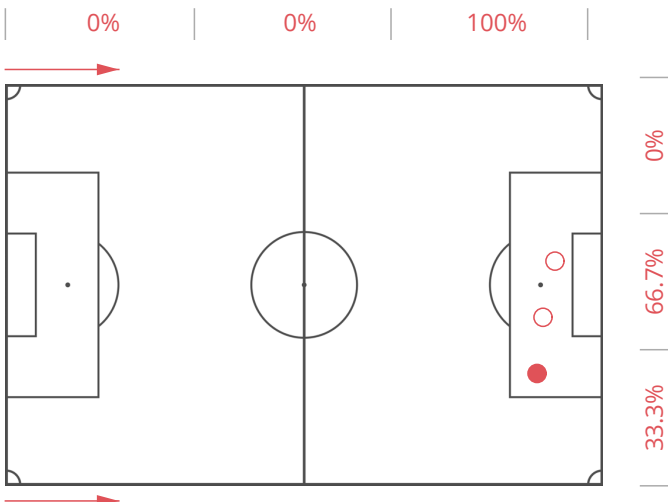
WORST PLAYERS

| | |
|---------------------------|---|
| F. Dalgaard (90') | 2 |
| D. Korpak Andersen (90') | 2 |
| F. Kjøbek Klausen (89') | 2 |
| F. Lundbirk (90') | 1 |
| M. Jalloh Rasmussen (58') | 1 |

3

OFFSIDES

2



WORST PLAYERS

| | |
|--------------------------------|---|
| A. Kjerstad (90') | 2 |
| M. De Claville Bertelsen (90') | 1 |

WORST PLAYERS

| | |
|---------------------------|---|
| J. Musumeci (75') | 1 |
| M. Jalloh Rasmussen (58') | 1 |

TERRITORIAL COVERAGE



NÆSBY U19



HIK U19

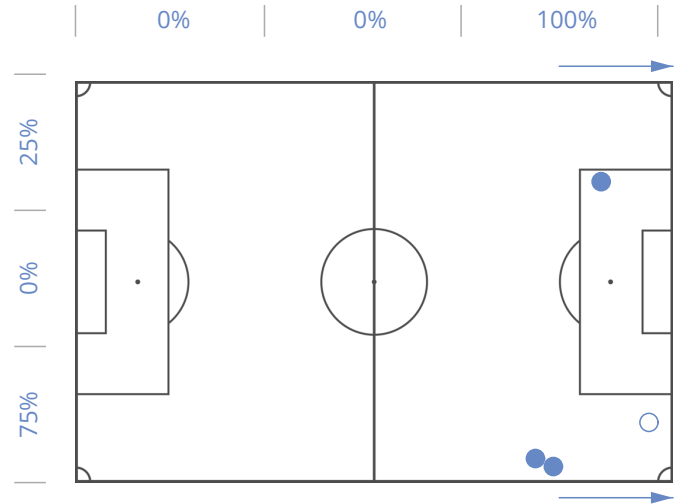
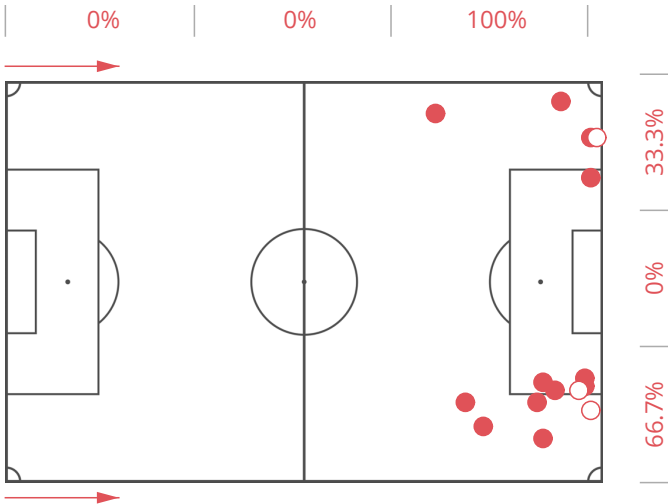
● FIRST HALF

○ SECOND HALF

● FIRST HALF

○ SECOND HALF

15 CROSSES 4



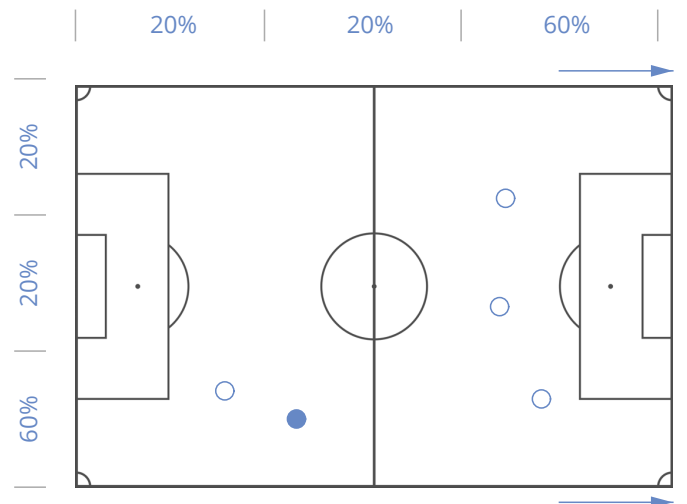
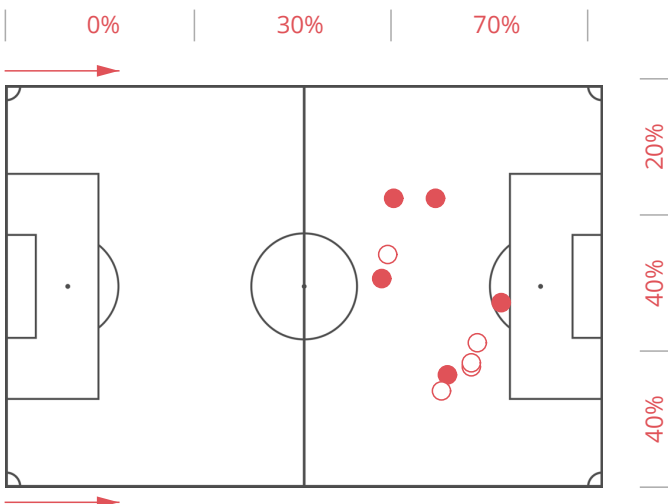
BEST PLAYERS

| | |
|--------------------------------|---|
| R. Espersen (90') | 8 |
| T. Larsen (90') | 2 |
| M. De Claville Bertelsen (90') | 2 |
| K. Lehm (70') | 1 |
| P. Plougmann (62') | 1 |

BEST PLAYERS

| | |
|------------------------------|---|
| F. Lundbirk (90') | 2 |
| D. Ajit Kirpekar-Sauer (90') | 1 |
| J. Musumeci (75') | 1 |

10 THROUGH PASSES 5



BEST PLAYERS

| | |
|--------------------------------|---|
| T. Larsen (90') | 5 |
| M. De Claville Bertelsen (90') | 2 |
| K. Petersen (90') | 1 |
| A. Kjerstad (90') | 1 |
| R. Espersen (90') | 1 |

BEST PLAYERS

| | |
|------------------------------|---|
| T. Munk Pedersen (90') | 2 |
| E. Madsen (90') | 1 |
| D. Ajit Kirpekar-Sauer (90') | 1 |
| W. Danpha (32') | 1 |

DUELS

● FIRST HALF

○ SECOND HALF



NÆSBY U19



HIK U19

● WON

● NEUT.

● LOST

● WON

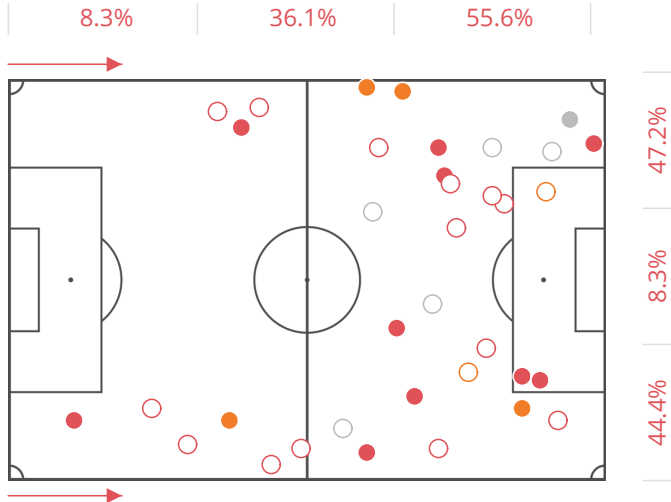
● NEUT.

● LOST

36

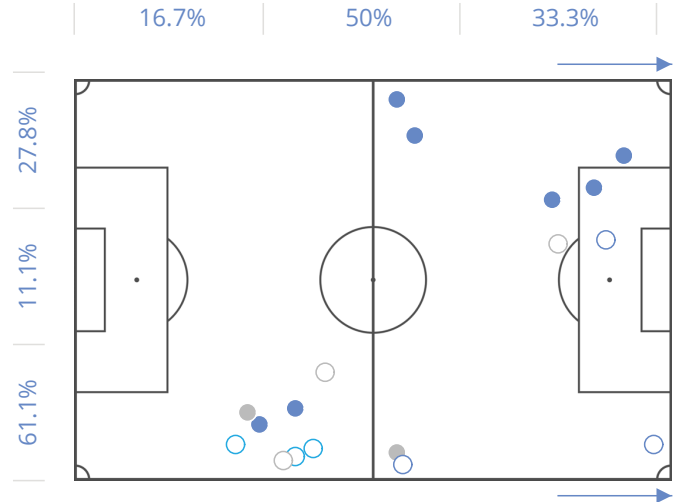
1 VS 1 DRIBBLING

20



BEST PLAYERS

| | DUELS | WON | NEUT. | LOST |
|--------------------------------|-------|-----|-------|------|
| M. De Claville Bertelsen (90') | 3 | 3 | 5 | |
| T. Larsen (90') | 5 | 3 | 1 | 1 |
| R. Espersen (90') | 5 | 5 | 0 | 0 |
| O. Danielsen (67') | 4 | 4 | 0 | 0 |
| P. Plougmann (62') | 3 | 3 | 0 | 0 |



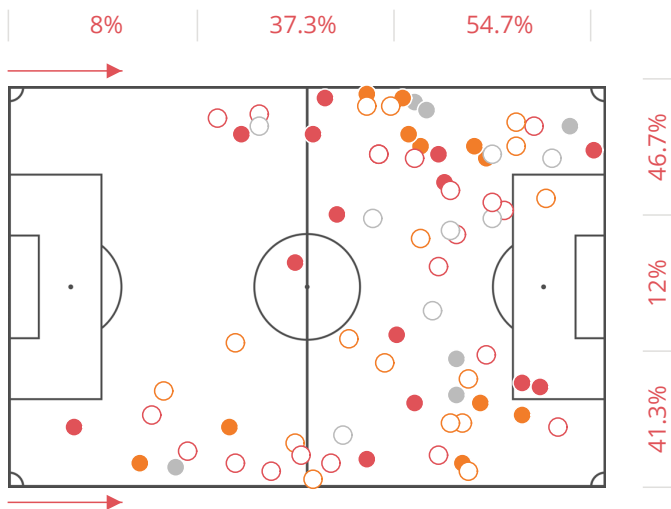
BEST PLAYERS

| | DUELS | WON | NEUT. | LOST |
|--------------------------|-------|-----|-------|------|
| F. Dalggaard (90') | 3 | 2 | 0 | 1 |
| D. Korpak Andersen (90') | 3 | 1 | 1 | 1 |
| J. Musumeci (75') | 3 | 3 | 0 | 0 |
| F. Lundbirk (90') | 2 | 1 | 0 | 1 |
| T. Munk Pedersen (90') | 2 | 0 | 1 | 1 |

81

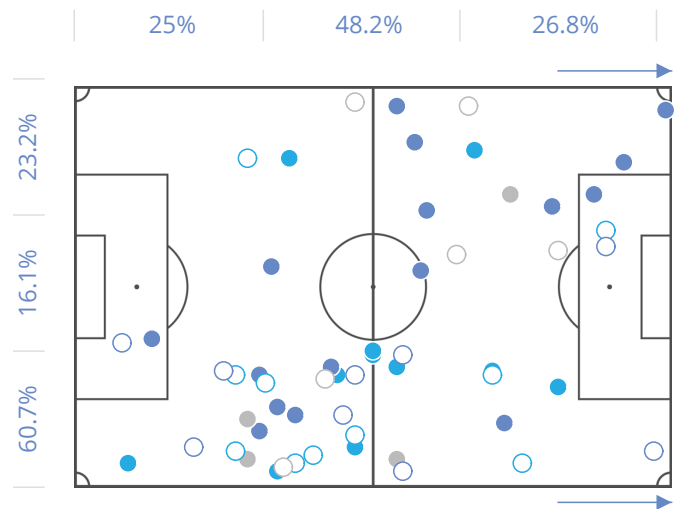
ATTACKING DUELS

58



BEST PLAYERS

| | DUELS | WON | NEUT. | LOST |
|--------------------------------|-------|-----|-------|------|
| M. De Claville Bertelsen (90') | 4 | 5 | 6 | |
| R. Espersen (90') | 13 | 7 | 6 | 0 |
| T. Larsen (90') | 9 | 5 | 3 | 1 |
| O. Danielsen (67') | 9 | 6 | 1 | 2 |
| A. Kjerstad (90') | 8 | 2 | 5 | 1 |



BEST PLAYERS

| | DUELS | WON | NEUT. | LOST |
|------------------------------|-------|-----|-------|------|
| D. Korpak Andersen (90') | 10 | 2 | 4 | 4 |
| F. Lundbirk (90') | 8 | 5 | 1 | 2 |
| F. Dalggaard (90') | 7 | 5 | 1 | 1 |
| D. Ajit Kirpekar-Sauer (90') | 7 | 4 | 3 | 0 |
| M. Jalloh Rasmussen (58') | 7 | 3 | 3 | 1 |



NÆSBY U19



HIK U19

● FIRST HALF ○ SECOND HALF

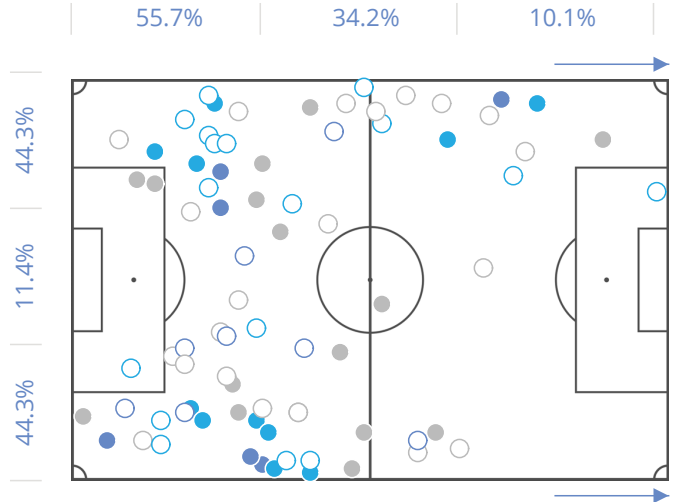
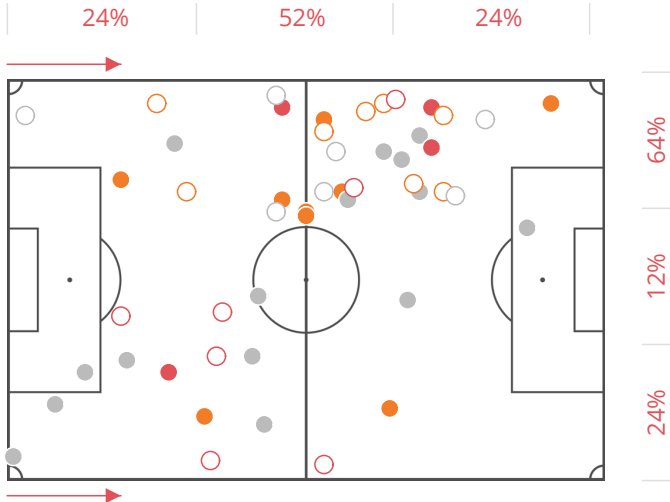
● WON ○ NEUT. ● LOST

● WON ○ NEUT. ● LOST

58

DEFENSIVE DUELS

81



BEST PLAYERS

| | DUELS | WON | NEUT. | LOST |
|--------------------|-------|-----|-------|------|
| O. Danielsen (67') | 14 | 3 | 5 | 6 |
| K. Lehm (70') | 7 | 0 | 3 | 4 |
| K. Petersen (90') | 6 | 1 | 1 | 4 |
| M. Damsbo (90') | 5 | 4 | 1 | 0 |
| J. Hansen (90') | 4 | 0 | 3 | 1 |

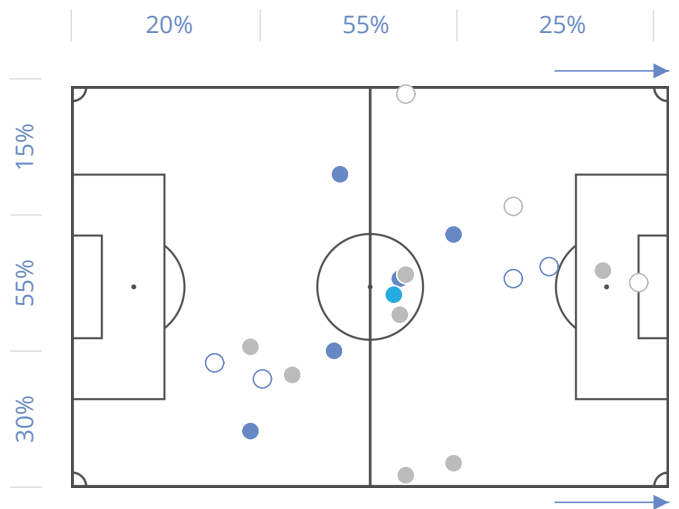
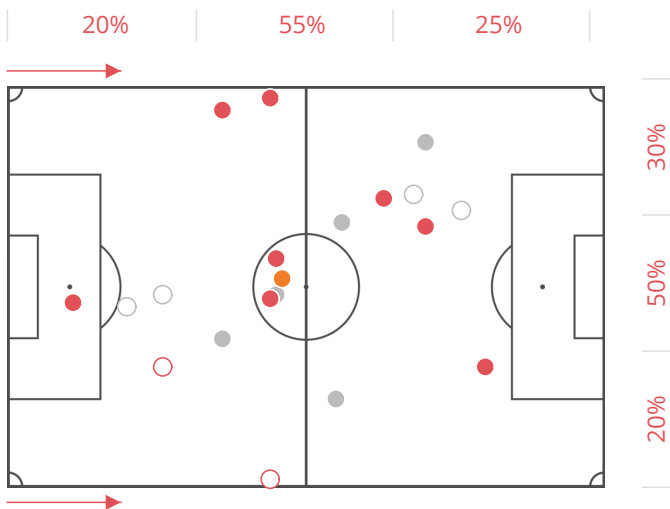
BEST PLAYERS

| | DUELS | WON | NEUT. | LOST |
|--------------------------|-------|-----|-------|------|
| F. Dalgaard (90') | 15 | 4 | 3 | 8 |
| F. Lundbirk (90') | 13 | 4 | 5 | 4 |
| D. Korpak Andersen (90') | 12 | 2 | 3 | 7 |
| E. Madsen (90') | 10 | 1 | 4 | 5 |
| J. Grønbech Hansen (90') | 8 | 0 | 3 | 5 |

21

AERIAL DUELS

21



BEST PLAYERS

| | DUELS | WON | NEUT. | LOST |
|--------------------|-------|-----|-------|------|
| O. Danielsen (67') | 5 | 3 | 1 | 1 |
| K. Lehm (70') | 4 | 2 | 0 | 2 |
| M. Damsbo (90') | 3 | 0 | 0 | 3 |
| R. Espersen (90') | 3 | 2 | 0 | 1 |
| P. Plougmann (62') | 3 | 2 | 0 | 1 |

BEST PLAYERS

| | DUELS | WON | NEUT. | LOST |
|------------------------------|-------|-----|-------|------|
| D. Ajit Kirpekar-Sauer (90') | 7 | 2 | 1 | 4 |
| D. Korpak Andersen (90') | 5 | 2 | 0 | 3 |
| T. Munk Pedersen (90') | 3 | 2 | 0 | 1 |
| J. Musumeci (75') | 2 | 2 | 0 | 0 |
| E. Madsen (90') | 1 | 0 | 0 | 1 |

DUELS GRID

HIK U19

NÆSBY U19

| | 22. J. Schmidt | 18. J. Grønbech Hansen | 2. F. Lundbirk | 5. T. Munk Pedersen | 4. F. Dalgaard | 16. F. Kjøbek Klausen | 20. D. Korpaak Andersen | 8. E. Madsen | 14. J. Musumeci | 9. D. Ajit Kirrkekar-Sauer | 12. M. Jalloh Rasmussen | 10. M. Price | 17. W. Danpha |
|------------------------------|----------------|------------------------|----------------|---------------------|----------------|-----------------------|-------------------------|--------------|-----------------|----------------------------|-------------------------|--------------|---------------|
| 1. J. Gadkjær | | | | | | | | | | 3 | | | |
| 2. K. Lehm | | | 4 | | 1 | | 8 | | 1 | 3 | 1 | | |
| 13. R. Espersen | 3 | | | | 2 | | 6 | 3 | 6 | 3 | | | |
| 4. M. Damsbo | | | | | | | 3 | | 1 | 3 | | 2 | |
| 6. J. Hansen | | | | | | | | | | 1 | 1 | | 2 |
| 12. O. Danielsen | 1 | 6 | 4 | 4 | 8 | 1 | 4 | 2 | 1 | 3 | 3 | | 1 |
| 10. M. De Claville Bertelsen | | 8 | | | 8 | 1 | 3 | 1 | | 1 | 1 | | 1 |
| 9. A. Kjerstad | 1 | 2 | 2 | 2 | 5 | 2 | | 2 | | | | | |
| 11. P. Plougmann | 4 | 1 | | | 2 | 1 | | 1 | 3 | 2 | | | |
| 8. K. Petersen | 1 | | | 2 | 1 | 1 | 2 | 3 | 1 | | 2 | | |
| 7. T. Larsen | | 1 | 1 | 1 | 2 | | 1 | 3 | 2 | 1 | | 1 | 1 |
| 14. M. Ellegaard | | 2 | | | | | 1 | 1 | | | | | |
| 3. E. Olsen | 1 | | | | 1 | | | | | 1 | | | |
| 18. M. Danielsen | | 1 | | | 2 | | 1 | | | 1 | | | 1 |

△ AIR CHALL.

□ GROUND CHALL.

○ DRIBBLES

● WON BY NÆSBY U19

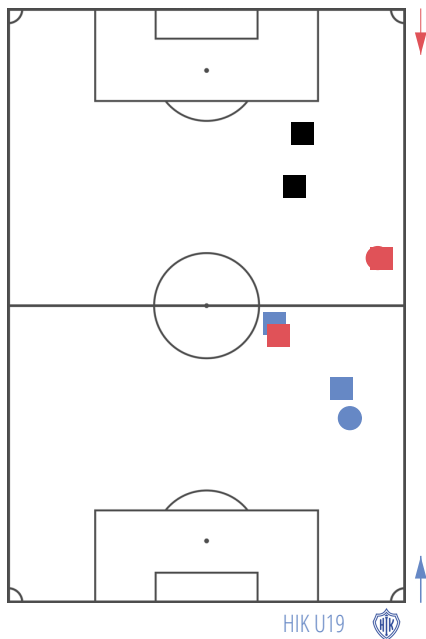
● WON BY HIK U19

● NEUTRAL DUELS

8

O. Danielsen
F. Dalgaard

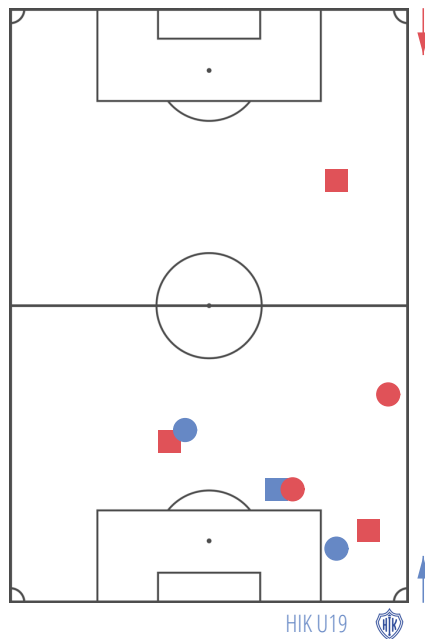
Næsby U19



8

M. De Claville Bertelsen
F. Dalgaard

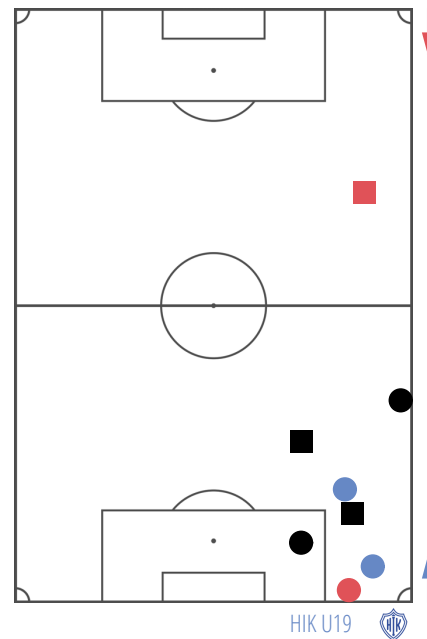
Næsby U19



8

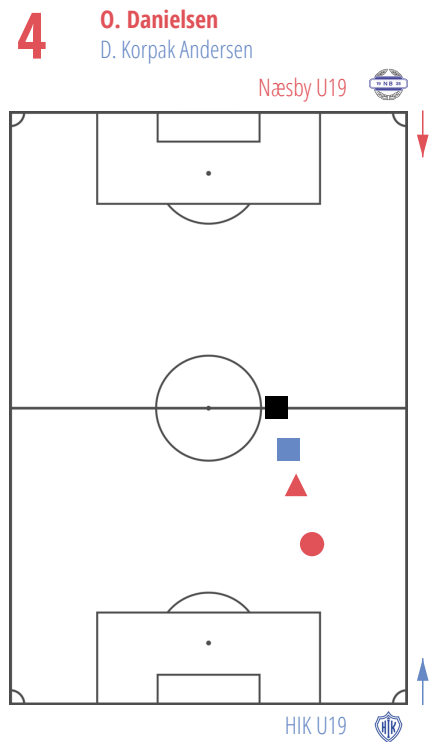
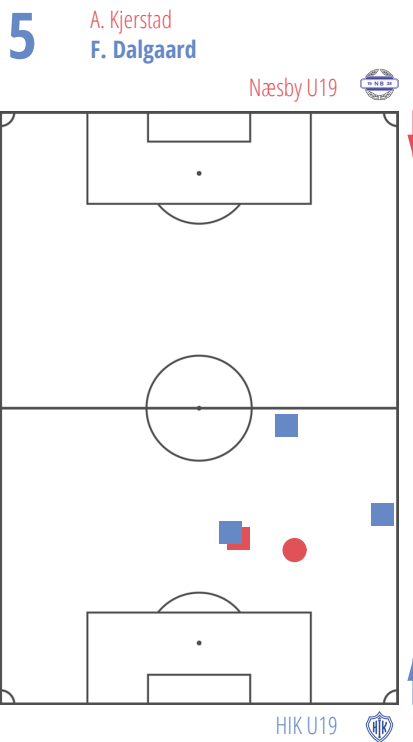
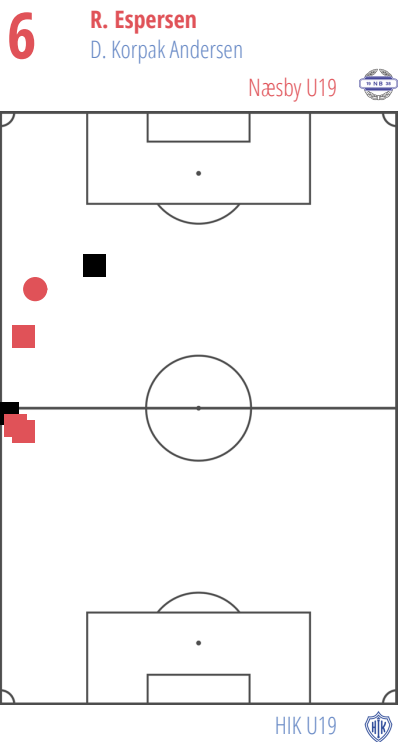
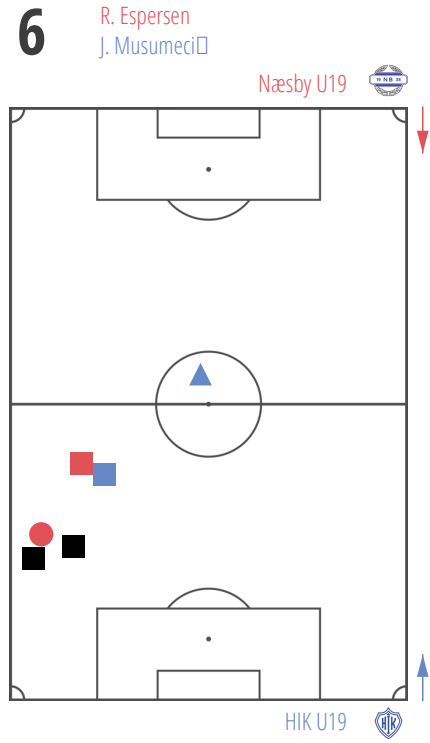
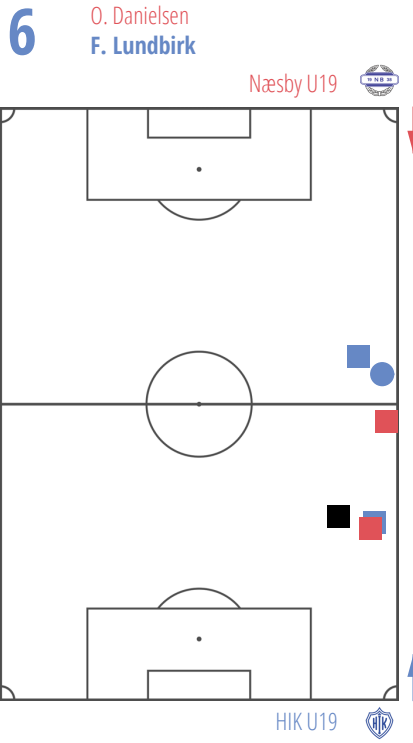
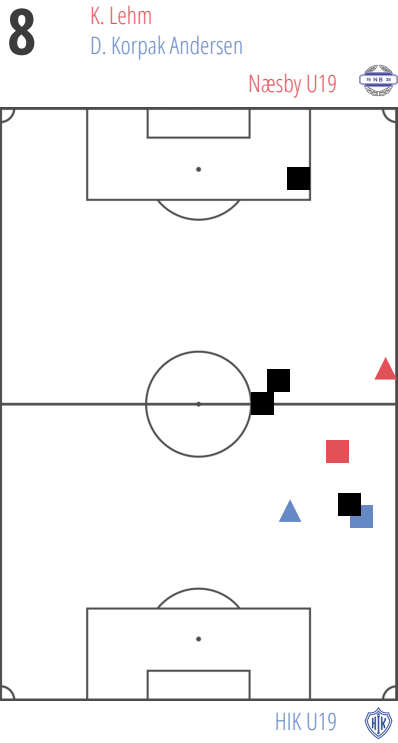
M. De Claville Bertelsen
F. Lundbirk

Næsby U19

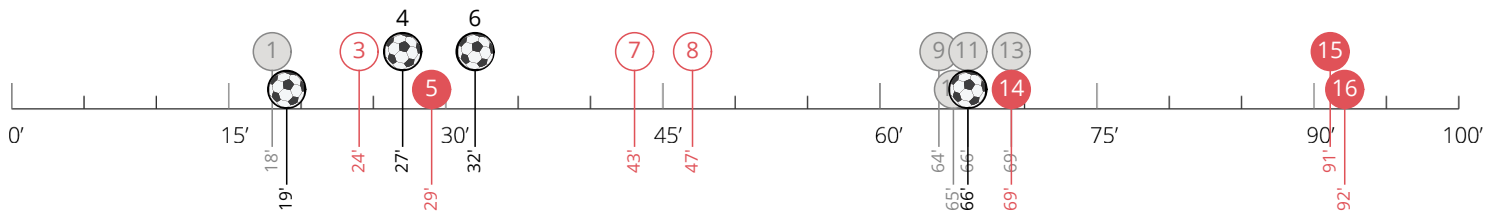


DUELS GRID

△ AIR CHALL. □ GROUND CHALL. ○ DRIBBLES
● WON BY NÆSBY U19 ● WON BY HIK U19 ● NEUTRAL DUELS



NÆSBY U19: GOALS AND STRIKES



16
SHOTS

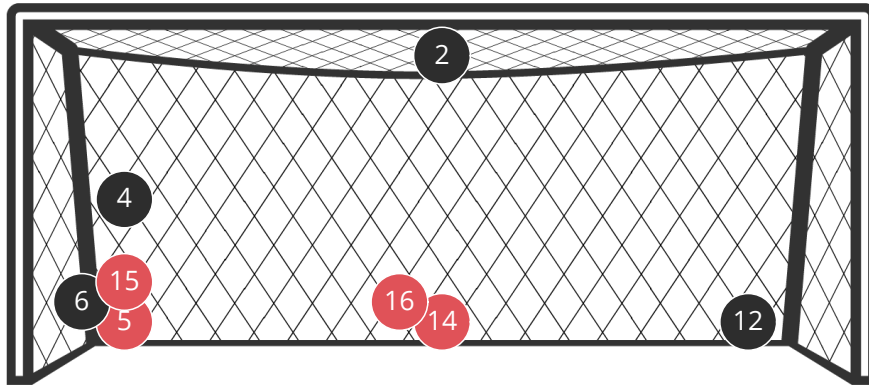
8
ON TARGET

5
BLOCKED

4
GOALS

8 7

3

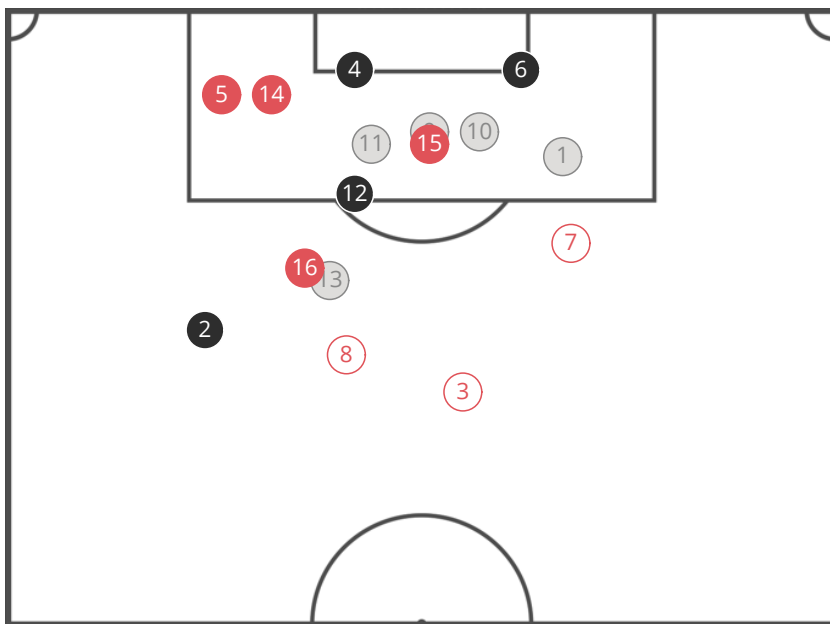


● ON TARGET

○ OUT OF TARGET

● BLOCKED

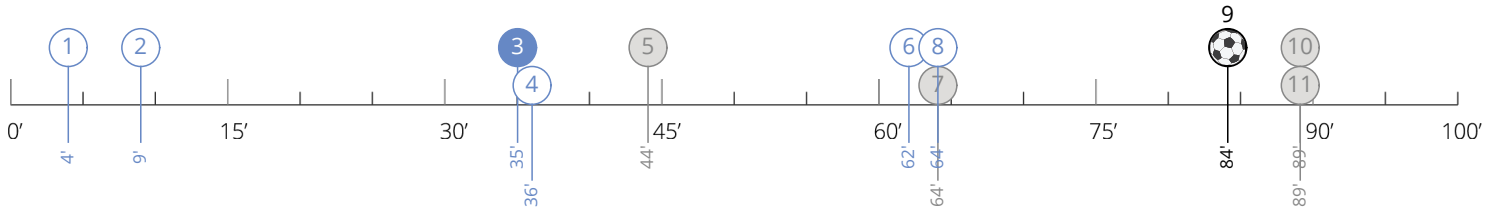
● GOAL



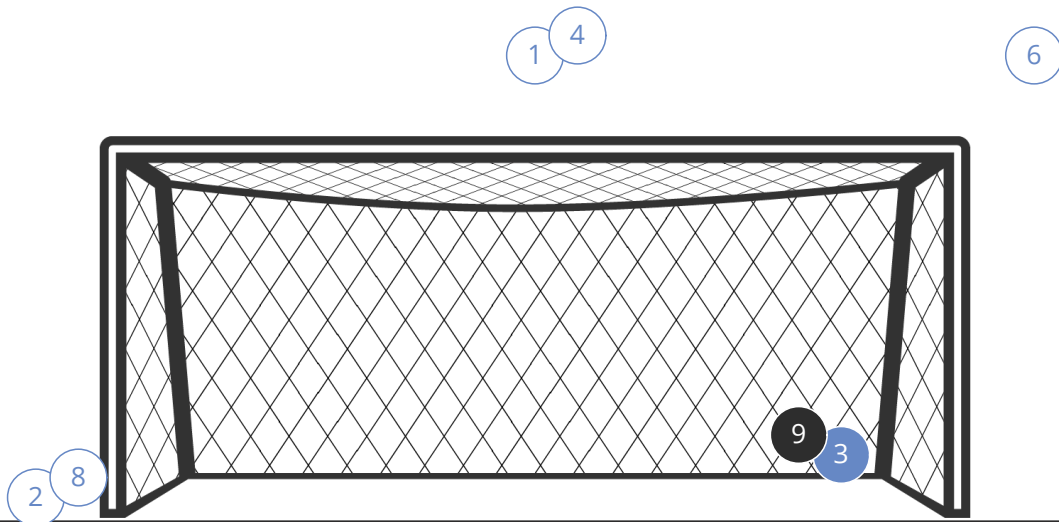
PLAYERS

| PLAYERS | FOOT |
|-----------------------------|----------|
| 1 P. Plougmann | Right |
| 2 M. De Claville Bertelsen | Right |
| 3 K. Petersen | Right |
| 4 O. Danielsen | Heading |
| 5 M. De Claville Bertelsen | Right |
| 6 T. Larsen | Left |
| 7 T. Larsen | Left |
| 8 M. De Claville Bertelsen | FK Right |
| 9 P. Plougmann | Right |
| 10 O. Danielsen | Right |
| 11 O. Danielsen | Right |
| 12 K. Lehm | Right |
| 13 O. Danielsen | Right |
| 14 O. Danielsen | Left |
| 15 K. Petersen | P Right |
| 16 M. De Claville Bertelsen | Right |

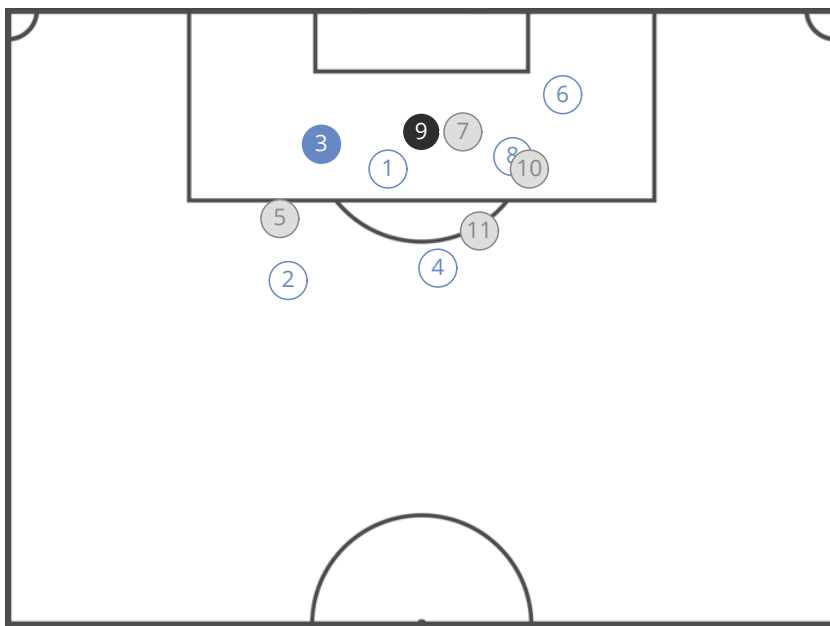
HIK U19: GOALS AND STRIKES



11 SHOTS 2 ON TARGET 4 BLOCKED 1 GOALS



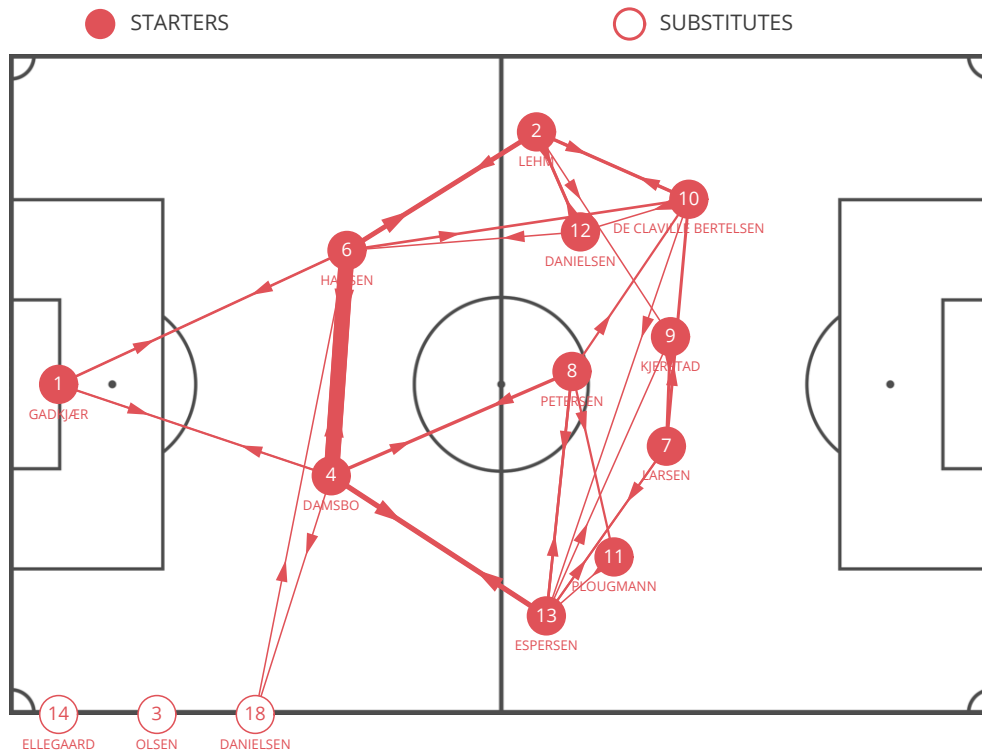
● ON TARGET ○ OUT OF TARGET ● BLOCKED ● GOAL



PLAYERS

| PLAYERS | FOOT |
|---------------------------|----------|
| 1 J. Grønbech Hansen | Left |
| 2 J. Musumeci | FK Right |
| 3 D. Ajit Kirpekar-Sauer | Right |
| 4 D. Korpak Andersen | Right |
| 5 J. Musumeci | Right |
| 6 W. Danpha | Right |
| 7 D. Korpak Andersen | Right |
| 8 W. Danpha | Right |
| 9 W. Danpha | P Right |
| 10 D. Ajit Kirpekar-Sauer | Left |
| 11 E. Madsen | Left |

NÆSBY U19: PASSES



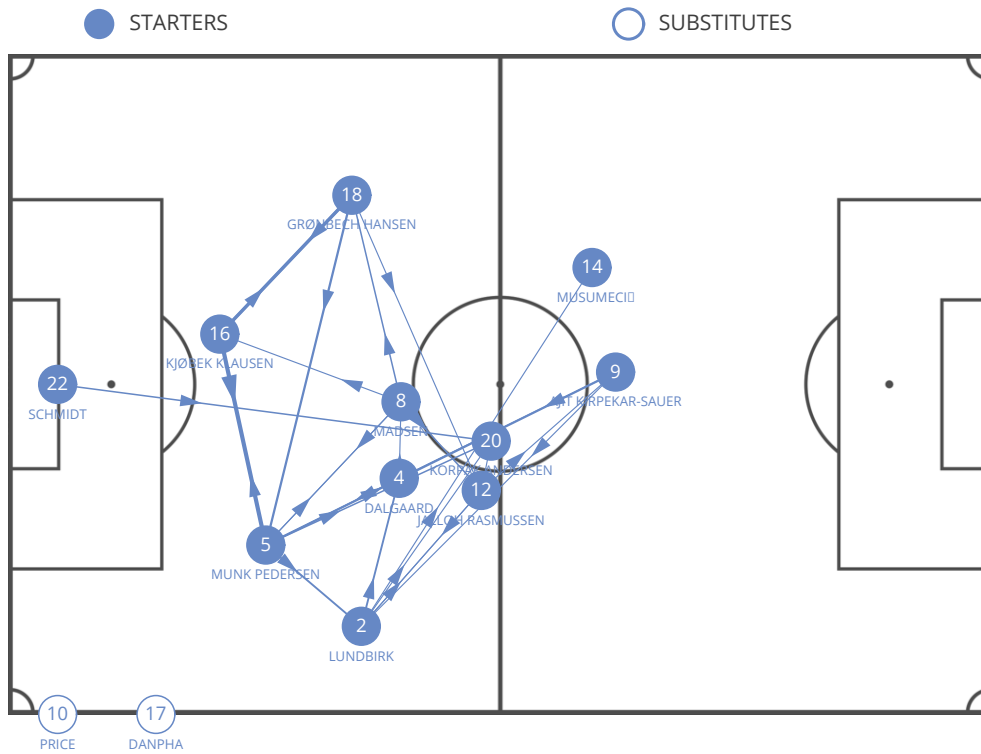
| | 1. J. Gadkjær | 2. K. Lehm | 13. R. Espersen | 4. M. Damsbo | 6. J. Hansen | 12. O. Danielsen | 10. M. De Claville Bertelsen | 9. A. Kjerstad | 11. P. Plougmann | 8. K. Petersen | 7. T. Larsen | 14. M. Ellegaard | 3. E. Olsen | 18. M. Danielsen |
|------------------------------|---------------|------------|-----------------|--------------|--------------|------------------|------------------------------|----------------|------------------|----------------|--------------|------------------|-------------|------------------|
| 1. J. Gadkjær | 1 | | | | | | | | | | | | | |
| 2. K. Lehm | 1 | 1 | | | | | | | | | | | | |
| 13. R. Espersen | 3 | 1 | 1 | | | | | | | | | | | |
| 4. M. Damsbo | 6 | 2 (1) | 14 (1) | 1 | | | | | | | | | | |
| 6. J. Hansen | 4 | 13 | 3 (1) | 41 | 1 | | | | | | | | | |
| 12. O. Danielsen | | 8 | 1 (1) | 1 | 4 | 1 | | | | | | | | |
| 10. M. De Claville Bertelsen | | 7 | 4 (2) | 1 | | 4 | 1 | | | | | | | |
| 9. A. Kjerstad | | 3 | 1 | | 1 | | 1 | 1 | | | | | | |
| 11. P. Plougmann | | | 4 | | | 1 | | 2 | 1 | | | | | |
| 8. K. Petersen | 1 | 2 | 7 (1) | 9 | 2 | 3 | 6 | | 6 (1) | 3 | | | | |
| 7. T. Larsen | | 3 | 5 | | | 2 | 8 (3) | | | 3 | 1 | | | |
| 14. M. Ellegaard | | | | | 1 | | 1 | 1 | | | | | | |
| 3. E. Olsen | 1 | | 1 | 1 | | | 1 | | | | 2 | | | |
| 18. M. Danielsen | 1 | | 1 | 3 | 4 | | 2 (1) | | | 1 | | | 1 | |

PASSES RECEIVED BY THE PLAYER

PASSES MADE BY THE PLAYER

(*) HIGH PASSES

HIK U19: PASSES



| | 22. J. Schmidt | 18. J. Grønbech Hansen | 2. F. Lundbirk | 5. T. Munk Pedersen | 4. F. Dalgaard | 16. F. Kjøbek Klausen | 20. D. Korpak Andersen | 8. E. Madsen | 14. J. Musumecić | 9. D. Ajit Kirpekar-Sauer | 12. M. Jalloh Rasmussen | 10. M. Price | 17. W. Danpha |
|---------------------------|----------------|------------------------|----------------|---------------------|----------------|-----------------------|------------------------|--------------|------------------|---------------------------|-------------------------|--------------|---------------|
| 22. J. Schmidt | 2 | 2 | | | | 1 | 4 (3) | 2 | | | | | |
| 18. J. Grønbech Hansen | 2 (1) | | | 6 (3) | 2 | 7 | | 2 | | 2 (1) | 3 | 1 (1) | 1 |
| 2. F. Lundbirk | 1 | | | 2 | 5 | | 3 | 2 | 3 | 1 | 3 | | 2 |
| 5. T. Munk Pedersen | 2 | | 5 | | 2 | 6 | 4 (1) | 3 | | 6 (2) | 2 (1) | 1 | 1 |
| 4. F. Dalgaard | | 1 | 2 (1) | 3 | | | 2 | 3 | | 2 (1) | | 1 | |
| 16. F. Kjøbek Klausen | 1 | 9 | | 11 | | | | 2 | 2 (2) | | | | |
| 20. D. Korpak Andersen | | | 2 | | | 1 | | | | 1 | 3 | | |
| 8. E. Madsen | 2 | 4 | 1 | 3 | 2 | 3 | 2 | | | 1 (1) | 4 | | 1 |
| 14. J. Musumecić | | 1 | 1 | | | | 1 | 2 | | | | | |
| 9. D. Ajit Kirpekar-Sauer | | 2 | 3 | | 3 | 1 | 2 (1) | 1 | | | | | 2 |
| 12. M. Jalloh Rasmussen | | | 3 | 2 | 1 | 1 | | 2 | 1 | 3 (1) | | | |
| 10. M. Price | | | | | | | | | | 1 | | | |
| 17. W. Danpha | | | 1 | | | | | 1 | 1 | 2 | | | |

PASSES RECEIVED BY THE PLAYER

PASSES MADE BY THE PLAYER

(*) HIGH PASSES

NÆSBY U19: PLAYER EVENTS

| | | MINUTES PLAYED | GOALS / GOALS ON PENALTY | ASSISTS | TOUCHES | SHOTS / ON TARGET | FOULS COMM. / CONCEDED | YELLOW CARDS / RED CARDS | OFFSIDES | FREE K. SHOTS / ON TARGET | FREE K. CROSS / ACCURATE | CORNERS / ACCURATE | THROW INS / ACCURATE |
|----|--------------------------|----------------|--------------------------|---------|---------|-------------------|------------------------|--------------------------|----------|---------------------------|--------------------------|--------------------|----------------------|
| 1 | J. Gadkjær | 90 | 0/0 | 0 | 20 | 0/0 | 1/0 | 1/0 | 0 | 0/0 | 0/0 | 0/0 | 0/0 |
| 2 | K. Lehm | 70 | 1/0 | 1 | 56 | 1/1 | 3/1 | 1/0 | 0 | 0/0 | 0/0 | 0/0 | 10/9 |
| 13 | R. Espersen | 90 | 0/0 | 1 | 67 | 0/0 | 2/2 | 0/0 | 0 | 0/0 | 0/0 | 0/0 | 8/8 |
| 4 | M. Damsbo | 90 | 0/0 | 0 | 99 | 0/0 | 1/0 | 0/0 | 0 | 0/0 | 0/0 | 0/0 | 0/0 |
| 6 | J. Hansen | 90 | 0/0 | 0 | 99 | 0/0 | 0/0 | 0/0 | 0 | 0/0 | 0/0 | 0/0 | 0/0 |
| 12 | O. Danielsen | 67 | 1/0 | 0 | 30 | 5/2 | 5/2 | 0/0 | 0 | 0/0 | 0/0 | 0/0 | 0/0 |
| 10 | M. De Claville Bertelsen | 90 | 1/0 | 0 | 42 | 4/3 | 0/0 | 0/0 | 1 | 1/0 | 1/0 | 1/1 | 1/1 |
| 9 | A. Kjerstad | 90 | 0/0 | 1 | 19 | 0/0 | 2/2 | 0/0 | 2 | 0/0 | 0/0 | 0/0 | 0/0 |
| 11 | P. Plougmann | 62 | 0/0 | 0 | 19 | 2/0 | 0/0 | 0/0 | 0 | 0/0 | 0/0 | 0/0 | 0/0 |
| 8 | K. Petersen | 90 | 0/0 | 0 | 45 | 2/1 | 2/1 | 0/0 | 0 | 0/0 | 0/0 | 1/0 | 0/0 |
| 7 | T. Larsen | 90 | 1/0 | 0 | 35 | 2/1 | 0/0 | 0/0 | 0 | 0/0 | 0/0 | 1/1 | 0/0 |
| 14 | M. Ellegaard | 20 | 0/0 | 0 | 5 | 0/0 | 0/0 | 0/0 | 0 | 0/0 | 0/0 | 0/0 | 2/2 |
| 3 | E. Olsen | 23 | 0/0 | 0 | 8 | 0/0 | 0/0 | 0/0 | 0 | 0/0 | 0/0 | 0/0 | 0/0 |
| 18 | M. Danielsen | 28 | 0/0 | 0 | 15 | 0/0 | 2/0 | 1/0 | 0 | 0/0 | 0/0 | 0/0 | 0/0 |

| | | DUELS / WON | GROUND CHALL. / WON | AIR CHALL. / WON | ATTACKING CHALL. | DEFENDING CHALL. | DRIBBLES | TACKLES | DEFENDING 1V1 | RECOVERED IN OPP. HALF | LOSSES IN OPP. HALF |
|----|--------------------------|-------------|---------------------|------------------|------------------|------------------|----------|---------|---------------|------------------------|---------------------|
| 1 | J. Gadkjær | 3 / 1 | 2 / 0 | 1 / 1 | 1 | 0 | 0 | 0 | 0 | 0 | 0 |
| 2 | K. Lehm | 18 / 5 | 14 / 3 | 4 / 2 | 4 | 7 | 2 | 1 | 0 | 4 | 2 |
| 13 | R. Espersen | 23 / 12 | 20 / 10 | 3 / 2 | 13 | 3 | 5 | 0 | 1 | 3 | 9 |
| 4 | M. Damsbo | 9 / 4 | 6 / 4 | 3 / 0 | 1 | 5 | 0 | 0 | 2 | 0 | 1 |
| 6 | J. Hansen | 4 / 0 | 4 / 0 | 0 / 0 | 0 | 4 | 0 | 0 | 2 | 0 | 3 |
| 12 | O. Danielsen | 34 / 13 | 29 / 10 | 5 / 3 | 9 | 14 | 4 | 0 | 4 | 5 | 2 |
| 10 | M. De Claville Bertelsen | 24 / 10 | 24 / 10 | 0 / 0 | 15 | 4 | 11 | 0 | 2 | 1 | 9 |
| 9 | A. Kjerstad | 14 / 4 | 14 / 4 | 0 / 0 | 8 | 1 | 1 | 0 | 0 | 1 | 2 |
| 11 | P. Plougmann | 15 / 6 | 12 / 4 | 3 / 2 | 7 | 3 | 3 | 0 | 2 | 1 | 4 |
| 8 | K. Petersen | 14 / 5 | 13 / 5 | 1 / 0 | 3 | 6 | 1 | 1 | 3 | 4 | 0 |
| 7 | T. Larsen | 13 / 7 | 13 / 7 | 0 / 0 | 9 | 0 | 5 | 0 | 0 | 2 | 6 |
| 14 | M. Ellegaard | 4 / 2 | 4 / 2 | 0 / 0 | 1 | 2 | 0 | 0 | 1 | 0 | 0 |
| 3 | E. Olsen | 3 / 2 | 3 / 2 | 0 / 0 | 2 | 0 | 2 | 0 | 0 | 0 | 1 |
| 18 | M. Danielsen | 6 / 3 | 5 / 2 | 1 / 1 | 3 | 1 | 2 | 1 | 0 | 1 | 0 |

| | | PASSES / ACCURATE | % ACCURATE | LONG PASSES / ACCURATE | THROUGH PASSES / ACCURATE | IN THE BOX / ACCURATE | CROSSES / ACCURATE | CROSS FROM BYLINE | CROSS HIGH | CROSS LOW | CROSS BLOCKED |
|----|--------------------------|-------------------|------------|------------------------|---------------------------|-----------------------|--------------------|-------------------|------------|-----------|---------------|
| 1 | J. Gadkjær | 20 / 17 | 85 | 3 / 2 | 0 / 0 | 0 / 0 | 0 / 0 | 0 | 0 | 0 | 0 |
| 2 | K. Lehm | 52 / 41 | 79 | 14 / 9 | 0 / 0 | 1 / 1 | 1 / 1 | 1 | 1 | 0 | 0 |
| 13 | R. Espersen | 58 / 44 | 76 | 2 / 1 | 1 / 0 | 6 / 1 | 8 / 1 | 4 | 4 | 4 | 0 |
| 4 | M. Damsbo | 90 / 83 | 93 | 14 / 8 | 0 / 0 | 0 / 0 | 0 / 0 | 0 | 0 | 0 | 0 |
| 6 | J. Hansen | 87 / 79 | 91 | 8 / 4 | 0 / 0 | 0 / 0 | 0 / 0 | 0 | 0 | 0 | 0 |
| 12 | O. Danielsen | 26 / 19 | 74 | 4 / 2 | 0 / 0 | 0 / 0 | 0 / 0 | 0 | 0 | 0 | 0 |
| 10 | M. De Claville Bertelsen | 33 / 25 | 76 | 3 / 2 | 2 / 0 | 0 / 0 | 2 / 1 | 1 | 1 | 1 | 0 |
| 9 | A. Kjerstad | 17 / 17 | 100 | 2 / 2 | 1 / 1 | 1 / 1 | 0 / 0 | 0 | 0 | 0 | 0 |
| 11 | P. Plougmann | 15 / 12 | 80 | 0 / 0 | 0 / 0 | 0 / 0 | 1 / 0 | 0 | 1 | 0 | 0 |
| 8 | K. Petersen | 42 / 39 | 93 | 3 / 3 | 1 / 1 | 0 / 0 | 0 / 0 | 0 | 0 | 0 | 0 |
| 7 | T. Larsen | 28 / 20 | 72 | 3 / 2 | 5 / 1 | 0 / 0 | 2 / 0 | 2 | 1 | 1 | 0 |
| 14 | M. Ellegaard | 5 / 3 | 60 | 1 / 0 | 0 / 0 | 0 / 0 | 0 / 0 | 0 | 0 | 0 | 0 |
| 3 | E. Olsen | 7 / 6 | 86 | 0 / 0 | 0 / 0 | 0 / 0 | 1 / 1 | 1 | 0 | 1 | 0 |
| 18 | M. Danielsen | 14 / 13 | 93 | 1 / 1 | 0 / 0 | 0 / 0 | 0 / 0 | 0 | 0 | 0 | 0 |

HIK U19: PLAYER EVENTS

| | | MINUTES PLAYED | GOALS / GOALS ON PENALTY | ASSISTS | TOUCHES | SHOTS / ON TARGET | FOULS COMM. / CONCEDED | YELLOW CARDS / RED CARDS | OFFSIDES | FREE K. SHOTS / ON TARGET | FREE K. CROSS / ACCURATE | CORNERS / ACCURATE | THROW INS / ACCURATE |
|----|------------------------|----------------|--------------------------|---------|---------|-------------------|------------------------|--------------------------|----------|---------------------------|--------------------------|--------------------|----------------------|
| 22 | J. Schmidt | 90 | 0/0 | 0 | 16 | 0/0 | 0/0 | 0/0 | 0 | 0/0 | 0/0 | 0/0 | 0/0 |
| 18 | J. Grønbech Hansen | 90 | 0/0 | 0 | 41 | 1/0 | 0/0 | 0/0 | 0 | 0/0 | 0/0 | 1/0 | 4/3 |
| 2 | F. Lundbirk | 90 | 0/0 | 0 | 33 | 0/0 | 1/4 | 1/0 | 0 | 0/0 | 0/0 | 0/0 | 5/4 |
| 5 | T. Munk Pedersen | 90 | 0/0 | 0 | 51 | 0/0 | 0/0 | 1/0 | 0 | 0/0 | 0/0 | 0/0 | 0/0 |
| 4 | F. Dalgaard | 90 | 0/0 | 0 | 29 | 0/0 | 2/4 | 0/0 | 0 | 0/0 | 0/0 | 0/0 | 0/0 |
| 16 | F. Kjøbek Klausen | 89 | 0/0 | 0 | 35 | 0/0 | 2/0 | 2/0 | 0 | 0/0 | 0/0 | 0/0 | 0/0 |
| 20 | D. Korpak Andersen | 90 | 0/0 | 0 | 21 | 2/0 | 2/2 | 0/0 | 0 | 0/0 | 0/0 | 0/0 | 0/0 |
| 8 | E. Madsen | 90 | 0/0 | 0 | 35 | 1/0 | 0/1 | 1/0 | 0 | 0/0 | 4/1 | 0/0 | 0/0 |
| 14 | J. Musumeci | 75 | 0/0 | 0 | 10 | 2/0 | 0/0 | 0/0 | 1 | 1/0 | 3/3 | 0/0 | 0/0 |
| 9 | D. Ajit Kirpekar-Sauer | 90 | 0/0 | 0 | 24 | 2/1 | 0/4 | 0/0 | 0 | 0/0 | 0/0 | 0/0 | 0/0 |
| 12 | M. Jalloh Rasmussen | 58 | 0/0 | 0 | 18 | 0/0 | 1/3 | 0/0 | 1 | 0/0 | 0/0 | 0/0 | 0/0 |
| 10 | M. Price | 15 | 0/0 | 0 | 4 | 0/0 | 0/0 | 0/0 | 0 | 0/0 | 0/0 | 0/0 | 0/0 |
| 17 | W. Danpha | 32 | 1/1 | 0 | 7 | 3/1 | 0/0 | 0/0 | 0 | 0/0 | 0/0 | 0/0 | 1/1 |

| | | DUELS / WON | GROUND CHALL. / WON | AIR CHALL. / WON | ATTACKING CHALL. | DEFENDING CHALL. | DRIBBLES | TACKLES | DEFENDING 1V1 | RECOVERED IN OPP. HALF | LOSSES IN OPP. HALF |
|----|------------------------|-------------|---------------------|------------------|------------------|------------------|----------|---------|---------------|------------------------|---------------------|
| 22 | J. Schmidt | 0/0 | 0/0 | 0/0 | 0 | 0 | 0 | 0 | 0 | 0 | 1 |
| 18 | J. Grønbech Hansen | 15/5 | 14/4 | 1/1 | 2 | 8 | 2 | 0 | 6 | 1 | 2 |
| 2 | F. Lundbirk | 26/12 | 26/12 | 0/0 | 8 | 13 | 2 | 2 | 6 | 0 | 3 |
| 5 | T. Munk Pedersen | 10/3 | 7/1 | 3/2 | 3 | 3 | 2 | 1 | 1 | 0 | 1 |
| 4 | F. Dalgaard | 36/16 | 36/16 | 0/0 | 7 | 15 | 3 | 1 | 9 | 3 | 2 |
| 16 | F. Kjøbek Klausen | 6/1 | 5/1 | 1/0 | 0 | 3 | 0 | 1 | 1 | 0 | 0 |
| 20 | D. Korpak Andersen | 31/7 | 26/5 | 5/2 | 10 | 12 | 3 | 0 | 5 | 1 | 3 |
| 8 | E. Madsen | 18/2 | 17/2 | 1/0 | 2 | 10 | 0 | 1 | 3 | 0 | 2 |
| 14 | J. Musumeci | 17/8 | 15/6 | 2/2 | 6 | 6 | 3 | 1 | 3 | 2 | 4 |
| 9 | D. Ajit Kirpekar-Sauer | 24/9 | 17/7 | 7/2 | 7 | 7 | 1 | 1 | 3 | 3 | 4 |
| 12 | M. Jalloh Rasmussen | 10/4 | 10/4 | 0/0 | 7 | 1 | 1 | 0 | 0 | 0 | 1 |
| 10 | M. Price | 4/0 | 4/0 | 0/0 | 2 | 2 | 2 | 0 | 0 | 0 | 1 |
| 17 | W. Danpha | 6/1 | 6/1 | 0/0 | 4 | 1 | 1 | 0 | 0 | 1 | 1 |

| | | PASSES / ACCURATE | % ACCURATE | LONG PASSES / ACCURATE | THROUGH PASSES / ACCURATE | IN THE BOX / ACCURATE | CROSSES / ACCURATE | CROSS FROM BYLINE | CROSS HIGH | CROSS LOW | CROSS BLOCKED |
|----|------------------------|-------------------|------------|------------------------|---------------------------|-----------------------|--------------------|-------------------|------------|-----------|---------------|
| 22 | J. Schmidt | 16/11 | 69 | 6/3 | 0/0 | 0/0 | 0/0 | 0 | 0 | 0 | 0 |
| 18 | J. Grønbech Hansen | 34/26 | 77 | 8/6 | 0/0 | 0/0 | 0/0 | 0 | 0 | 0 | 0 |
| 2 | F. Lundbirk | 28/21 | 75 | 1/0 | 0/0 | 0/0 | 2/0 | 0 | 2 | 0 | 0 |
| 5 | T. Munk Pedersen | 39/32 | 83 | 8/4 | 2/2 | 0/0 | 0/0 | 0 | 0 | 0 | 0 |
| 4 | F. Dalgaard | 23/14 | 61 | 3/2 | 0/0 | 0/0 | 0/0 | 0 | 0 | 0 | 0 |
| 16 | F. Kjøbek Klausen | 28/25 | 90 | 5/2 | 0/0 | 0/0 | 0/0 | 0 | 0 | 0 | 0 |
| 20 | D. Korpak Andersen | 12/7 | 59 | 2/0 | 0/0 | 0/0 | 0/0 | 0 | 0 | 0 | 0 |
| 8 | E. Madsen | 29/23 | 80 | 1/1 | 1/0 | 0/0 | 0/0 | 0 | 0 | 0 | 0 |
| 14 | J. Musumeci | 9/5 | 56 | 0/0 | 0/0 | 2/1 | 1/0 | 0 | 1 | 0 | 0 |
| 9 | D. Ajit Kirpekar-Sauer | 19/14 | 74 | 1/1 | 1/1 | 0/0 | 1/1 | 1 | 0 | 1 | 0 |
| 12 | M. Jalloh Rasmussen | 16/13 | 82 | 1/1 | 0/0 | 0/0 | 0/0 | 0 | 0 | 0 | 0 |
| 10 | M. Price | 2/1 | 50 | 0/0 | 0/0 | 0/0 | 0/0 | 0 | 0 | 0 | 0 |
| 17 | W. Danpha | 6/5 | 84 | 0/0 | 1/1 | 0/0 | 0/0 | 0 | 0 | 0 | 0 |

MATCH REPORT GUIDE

SECTION 1

AVERAGE POSITIONS

Players position is calculated on an average detected point which takes into consideration every kind of action, including those with no ball possession.

White-filled circles are substitutes indicators.

SECTION 2

GENERALS**Average position**

It shows the barycentre of the team, considering the average place of its actions.

CONSTRUCTION**Actions started by goalkeeper**

It considers all the actions started by the goalkeeper. It will be considered as a single one even if inside the same action he is involved more than once before the ball crosses the halfway line.

Long pass

Number of throws beyond the halfway line.

Low

Number of throws to a fellow teammate inside his half of the field.

Right

Number of actions crossing the halfway line in the right side.

Left

Number of actions crossing the halfway line in the left side.

Center

Number of actions crossing the halfway line in the central area.

Failed

Number of actions stopped before crossing the halfway line.

ATTACKING PLAY**Actions finalization**

It shows team offensive dangerousness and the way it is carried out.

Shot from outside of penalty area

Number of team shots from outside the penalty area.

Crosses

It shows how many finalizations are completed straight after a cross from the flanks.

Build-Up play

It shows how many finalizations are completed straight after a build-up play.

Long ball

It shows how many finalizations are completed straight after a long ball.

DEFENSIVE**Final Third Entries**

Number of times the opponent team plays the ball between the halfway line and the penalty area.

Fouls near the box

Number of fouls committed by the team nearby its penalty areas

SECTION 3

TERRITORIAL COVERAGE**Ball possession recovery**

It only takes into consideration the actual number of ball possession recoveries, even if temporary. Recoveries caused by opponents mistakes are not considered (i.e. ball kicked out of the pitch by the opponent).

SECTION 4

DUELS**Attacking duels**

Number of duels carried out when the team has ball possession.

Defensive duels

Number of duels carried out when the opponent team has ball possession.

SECTION 7

PASSES

Players position is calculated on an average detected point based on the position occupied, considering every kind of action, including those with no ball possession.

Lines connecting players show the number of passes. The thicker is the line, the higher is the number of passes between each other.