



SØNDERJYSKE U19

22/04/2017
U19 DIVISION 2016/2017

3 - 0



NÆSBY U19

🔄 - 📺 - 🕒 91' (44 + 47)

1	GKP	V. Smedsrud ('99)		1	GKP	J. Gadkjær ('99)	
21	DEF	C. From Nielsen ('97)	86' ←	19	DEF	R. Espersen ('99)	
4	DEF	A. Hersbøll ('99)		47'	6	DEF	J. Hansen ('98)
15	DEF	J. Ølgaard Jensen ('99)		4	DEF	M. Damsbo ('98)	
14	DEF	T. Blaue ('99)		2	DEF	K. Lehm ('98)	56' ←
8	MID	V. Thawng Ni Dum ('98)		9	MID	O. Danielsen ('99)	
7	MID	J. Riis ('98)		17	MID	P. Plougmann ('99)	
24	MID	R. Vinderslev ('97)		10	MID	M. De Claville Bertelsen ('98)	60' ←
11	FWD	P. Christiansen ('99)	73' ←	7	MID	T. Larsen ('98)	
17	FWD	M. Olesen ('99)		41', 51'	8	MID	K. Petersen ('99)
22	FWD	T. Jacobsen ('98)	65' ←	12	FWD	M. Dongsted ('99)	24' ←

SUBSTITUTES

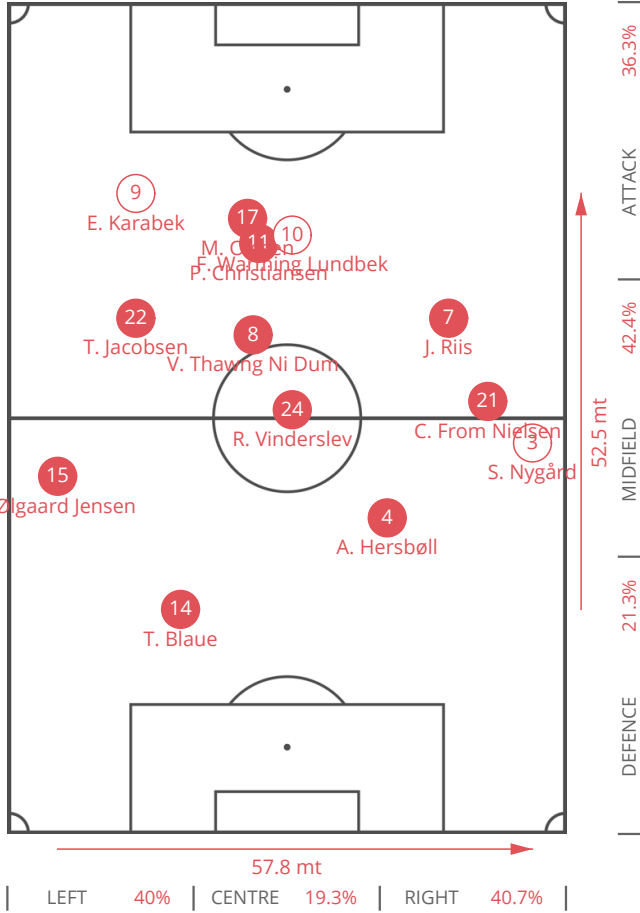
3	MID	S. Nygård ('98)	86' →	14	DEF	E. Kingo Eriksen ('98)	56' →
9	MID	E. Karabek ('98)	73' →	3	MID	E. Olsen ('99)	60' →
10	FWD	F. Warming Lundbek ('98)	→	20	MID	A. Kjerstad ('99)	24' →

SØNDERJYSKE U19

AVERAGE POSITIONS

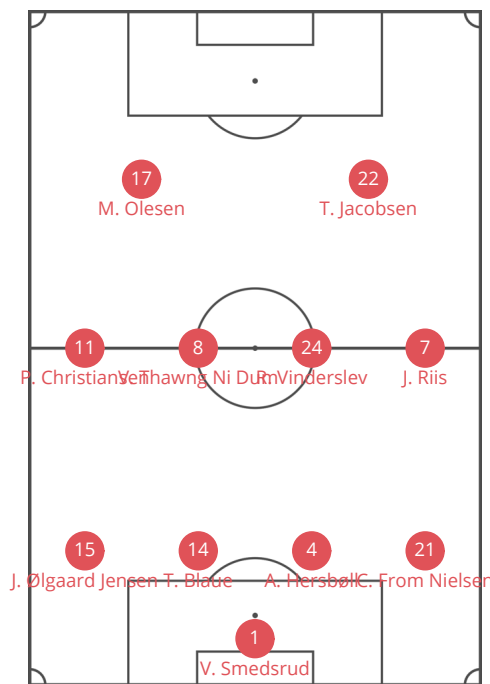
● STARTERS

○ SUBSTITUTES



PLAYERS

4	DEF	A. Hersbøll
21	DEF	C. From Nielsen
15	DEF	J. Ølgaard Jensen
14	DEF	T. Blaue
7	MID	J. Riis
8	MID	V. Thawng Ni Dum
24	MID	R. Vinderslev
17	FWD	M. Olesen
11	FWD	P. Christiansen
22	FWD	T. Jacobsen
3	MID	S. Nygård
9	MID	E. Karabek
10	FWD	F. Warming Lundbek



4-4-2

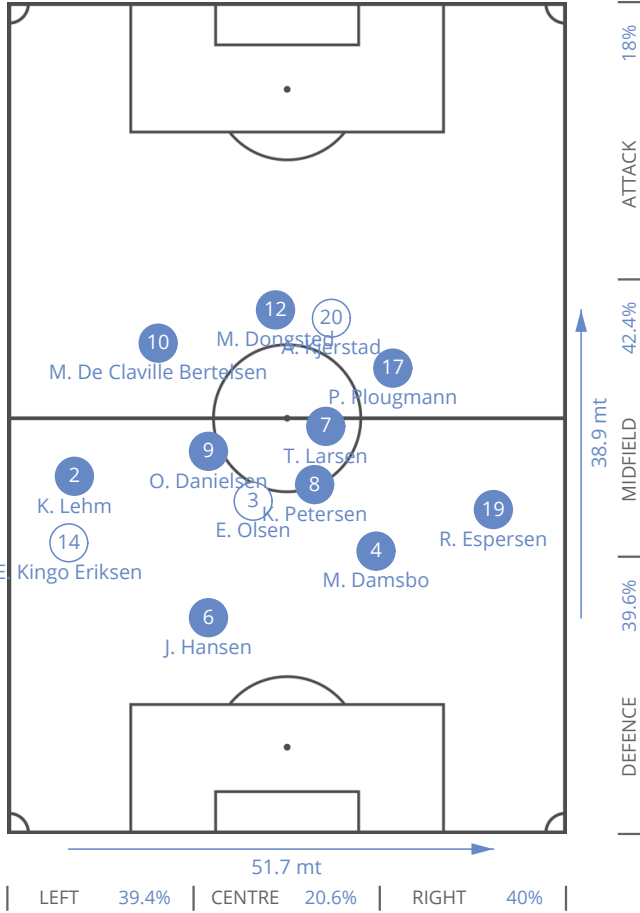
Used from 0' >> 91'

NÆSBY U19

AVERAGE POSITIONS

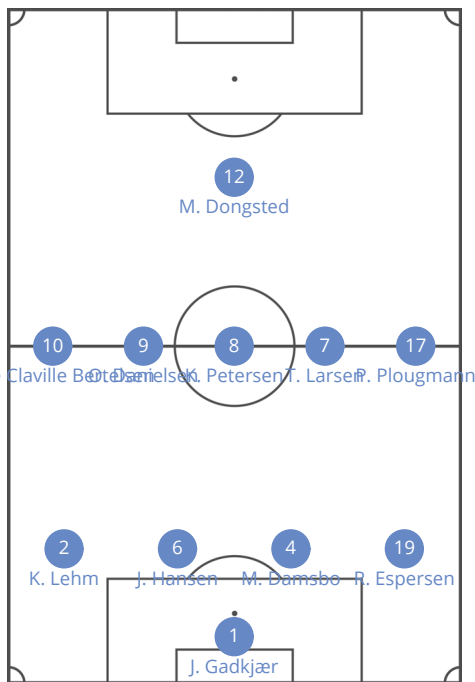
● STARTERS

○ SUBSTITUTES

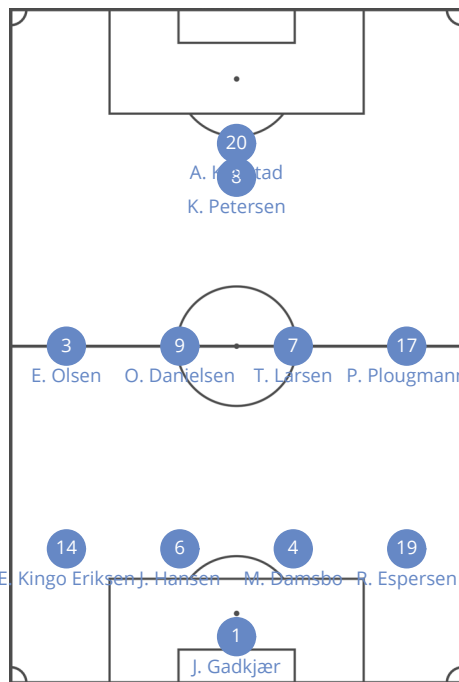


PLAYERS

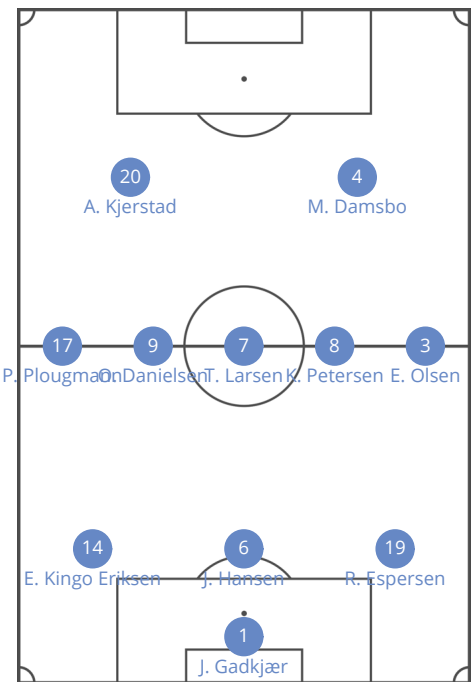
2	DEF	K. Lehm
4	DEF	M. Damsbo
19	DEF	R. Espersen
6	DEF	J. Hansen
9	MID	O. Danielsen
7	MID	T. Larsen
10	MID	M. De Claville Bertelsen
17	MID	P. Plougmann
8	MID	K. Petersen
12	FWD	M. Dongsted
14	DEF	E. Kingo Eriksen
20	MID	A. Kjerstad
3	MID	E. Olsen



4-5-1
Used from 0' >> 58'



4-4-1-1
Used from 58' >> 76'



3-5-2
Used from 76' >> 91'



SØNDERJYSKE U19



NÆSBY U19

	1 HALF	2 HALF	TOTAL	1 HALF	2 HALF	TOTAL
GENERALS						
BALL POSSESSION	12 min	11 min	23 min	19 min	19 min	38 min
AVERAGE POSITION	58 mt	58.2 mt	58.1 mt	45.6 mt	45.3 mt	45.45 mt
CORNERS	0	2	2	3	0	3
FREE KICK CROSS	2	0	2	0	1	1
FREE KICK SHOT	0	0	0	0	0	0
FOULS	4	4	8	5	4	9
OFFSIDES	2	1	3	0	3	3
CONSTRUCTION						
PASSES (% ACCURATE)	134 (73.1%)	100 (67%)	234 (70.5%)	216 (86.1%)	195 (80%)	411 (83.2%)
- Final Third Entries (% Accurate)	34 (61.8%)	31 (61.3%)	65 (61.5%)	33 (63.6%)	31 (83.9%)	64 (73.4%)
- Other (% Accurate)	100 (77%)	69 (69.6%)	169 (74%)	183 (90.2%)	164 (79.3%)	347 (85%)
LONG PASSES (% ACCURATE)	25 (56%)	20 (60%)	45 (57.8%)	28 (60.7%)	25 (40%)	53 (50.9%)
THROUGH PASSES (% ACCURATE)	1 (0%)	3 (33.3%)	4 (25%)	1 (0%)	(0%)	1 (0%)
COUNTERATTACKS	0	3	3	0	0	0
ACTIONS STARTED BY GOALKEEPER	14	12	26	15	11	26
- Long pass	7	8	15	4	1	5
- LOW	7	4	11	11	10	21
-- % Right	42.9%	25%	36.4%	45.5%	40%	42.9%
-- % Left	28.6%	50%	36.4%	27.3%	50%	38.1%
-- % Center	0%	0%	0%	18.2%	10%	14.3%
-- % Failed	28.6%	25%	27.3%	9.1%	0%	4.8%



SØNDERJYSKE U19



NÆSBY U19

	1 HALF	2 HALF	TOTAL	1 HALF	2 HALF	TOTAL
ATTACKING PLAY						
OPPORTUNITY (% SUCCESSFUL)	3 (33.3%)	2 (100%)	5 (60%)	3 (0%)	2 (0%)	5 (0%)
SHOTS	9	4	13	4	4	8
Shot from outside of penalty area	3	2	5	3	1	4
Shot from inside of penalty area	6	2	8	1	3	4
ACTIONS FINALIZATION	13	24	37	10	9	19
- Shot from outside of penalty area	3	2	5	3	1	4
- CROSSES	3	2	5	1	1	2
-- From left (%)	2 (66.7%)	2 (100%)	4 (80%)	0	1 (100%)	1 (50%)
-- From right (%)	1 (33.3%)	0	1 (20%)	1 (100%)	0	1 (50%)
- Build-Up play	2	14	16	0	3	3
- Long ball	0	1	1	2	2	4
DEFENSIVE						
SAVES	2	1	3	1	0	1
CLEARANCES	3	6	9	5	6	11
- Low	0	0	0	0	0	0
- High	3	6	9	5	6	11
BALL RECOVERY	35	49	84	38	36	74
- End action	14	25	39	11	13	24
- Real recovery	5	10	15	17	12	29
- Temporary recovery	16	14	30	10	11	21
FINAL THIRD ENTRIES	37	43	80	33	30	63
FOULS NEAR THE BOX	0	0	0	0	0	0

TERRITORIAL COVERAGE



SØNDERJYSKE U19



NÆSBY U19

● FIRST HALF

○ SECOND HALF

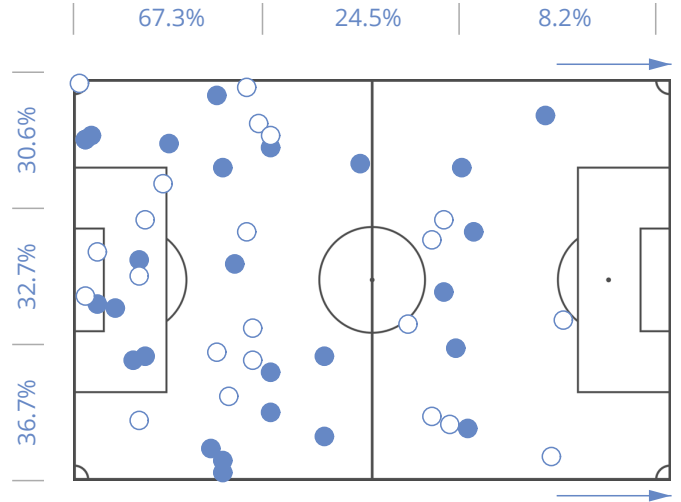
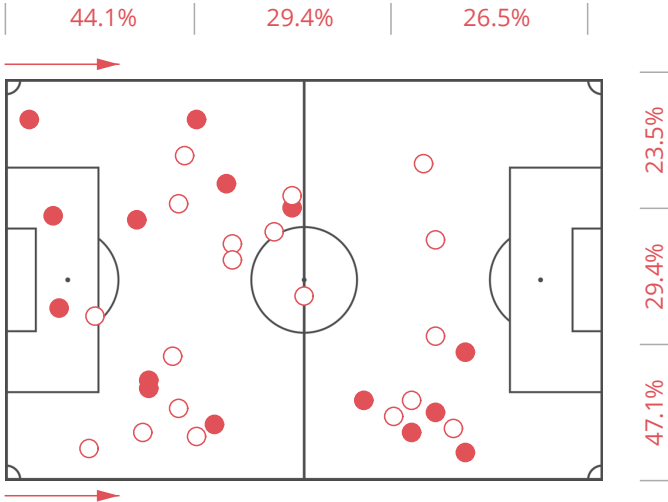
● FIRST HALF

○ SECOND HALF

34

BALL POSSESSION RECOVERY

49



BEST PLAYERS

WORST PLAYERS

A. Hersbøll (90')	M. Olesen (90')
T. Blaue (90')	J. Ølgaard Jensen (90')
C. From Nielsen (86')	P. Christiansen (73')
J. Riis (90')	F. Warming Lundbek (25')
V. Thawng Ni Dum (90')	V. Thawng Ni Dum (90')

BEST PLAYERS

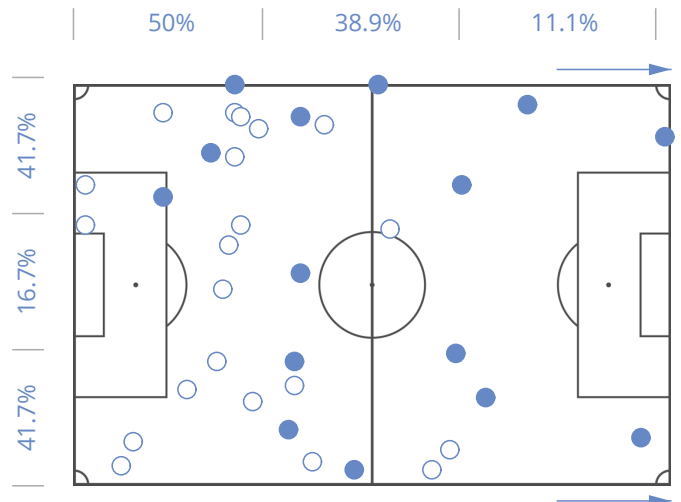
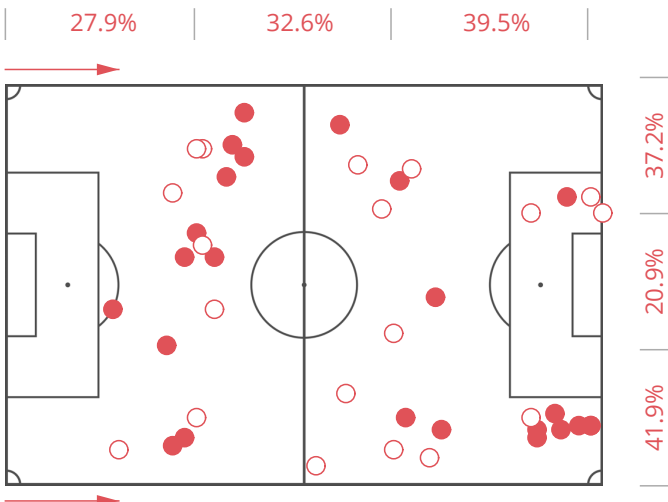
WORST PLAYERS

M. Damsbo (90')	A. Kjerstad (66')
J. Hansen (90')	M. De Claville Bertelsen (60')
K. Petersen (90')	E. Olsen (30')
R. Espersen (90')	M. Dongsted (24')
O. Danielsen (90')	T. Larsen (90')

43

BALL POSSESSION LOSS

36



BEST PLAYERS

WORST PLAYERS

A. Hersbøll (90')	C. From Nielsen (86')
T. Jacobsen (65')	M. Olesen (90')
F. Warming Lundbek (25')	J. Riis (90')
E. Karabek (17')	J. Ølgaard Jensen (90')
V. Thawng Ni Dum (90')	R. Vinderslev (90')

BEST PLAYERS

WORST PLAYERS

A. Kjerstad (66')	R. Espersen (90')
M. De Claville Bertelsen (60')	K. Petersen (90')
M. Damsbo (90')	O. Danielsen (90')
P. Plougmann (90')	K. Lehm (56')
J. Hansen (90')	J. Hansen (90')

TERRITORIAL COVERAGE



SØNDERJYSKE U19



NÆSBY U19

● FIRST HALF

○ SECOND HALF

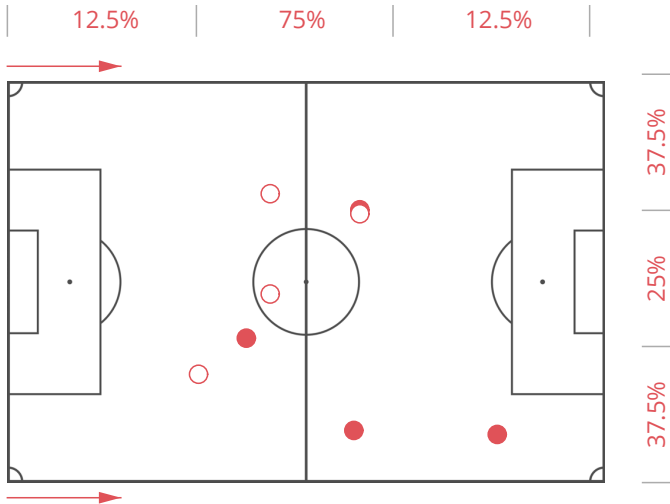
● FIRST HALF

○ SECOND HALF

8

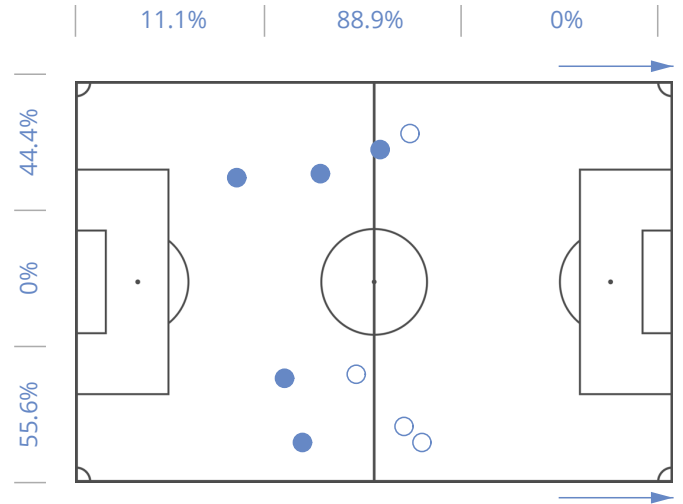
FOULS COMMITTED

9



WORST PLAYERS

J. Riis (90')	2
V. Thawng Ni Dum (90')	2
A. Hersbøll (90')	1
R. Vinderslev (90')	1
P. Christiansen (73')	1



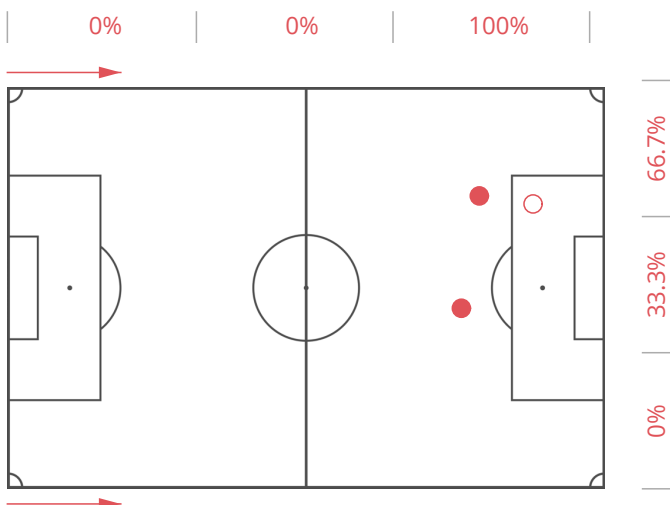
WORST PLAYERS

M. Damsbo (90')	3
O. Danielsen (90')	3
K. Petersen (90')	1
A. Kjerstad (66')	1
K. Lehm (56')	1

3

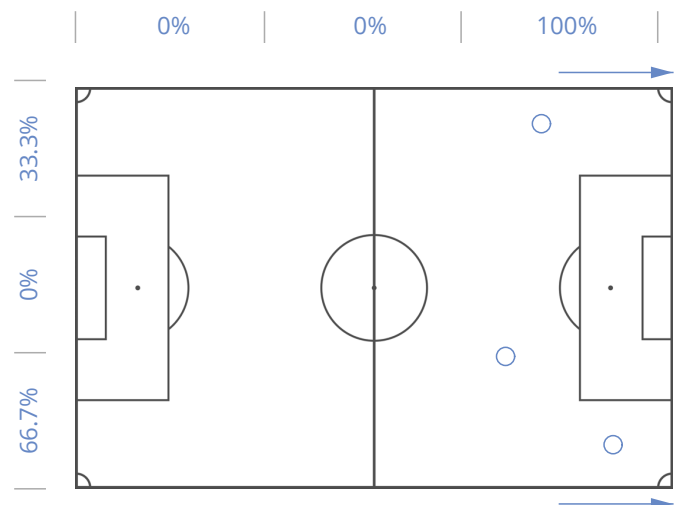
OFFSIDES

3



WORST PLAYERS

P. Christiansen (73')	2
M. Olesen (90')	1



WORST PLAYERS

A. Kjerstad (66')	3
-------------------	---

TERRITORIAL COVERAGE



SØNDERJYSKE U19



NÆSBY U19

● FIRST HALF

○ SECOND HALF

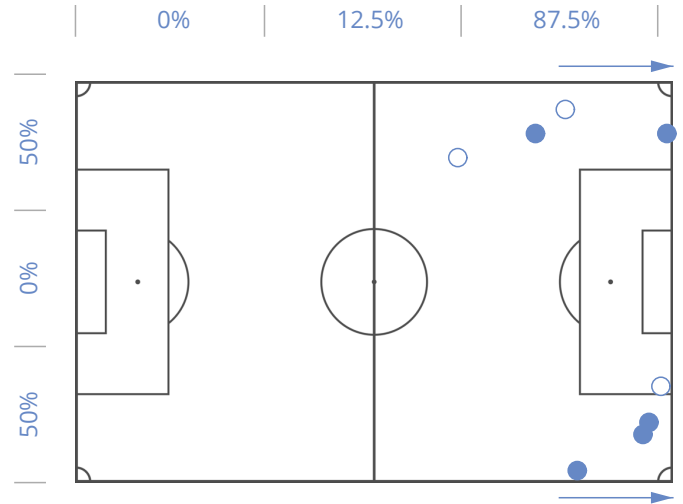
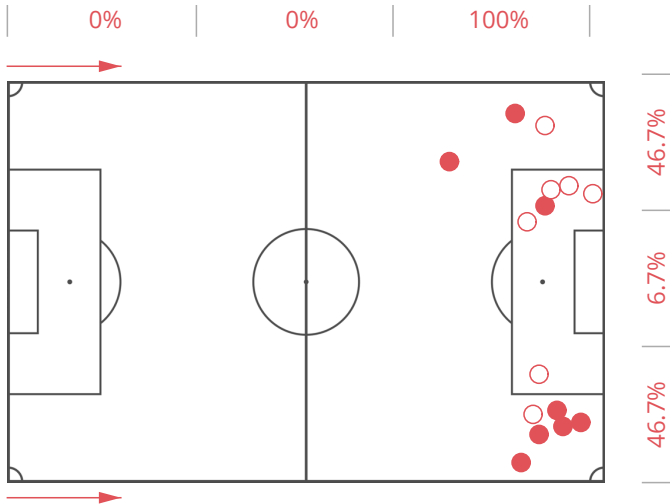
● FIRST HALF

○ SECOND HALF

15

CROSSES

8



BEST PLAYERS

M. Olesen (90')	4
T. Jacobsen (65')	4
J. Riis (90')	2
V. Thawng Ni Dum (90')	2
J. Ølgaard Jensen (90')	1

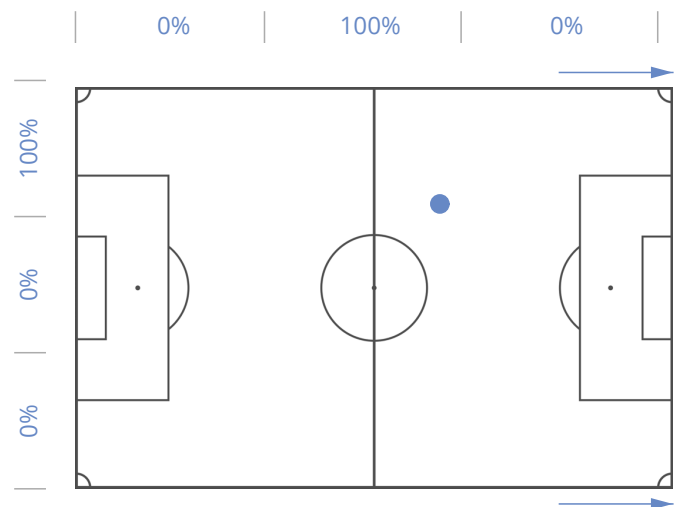
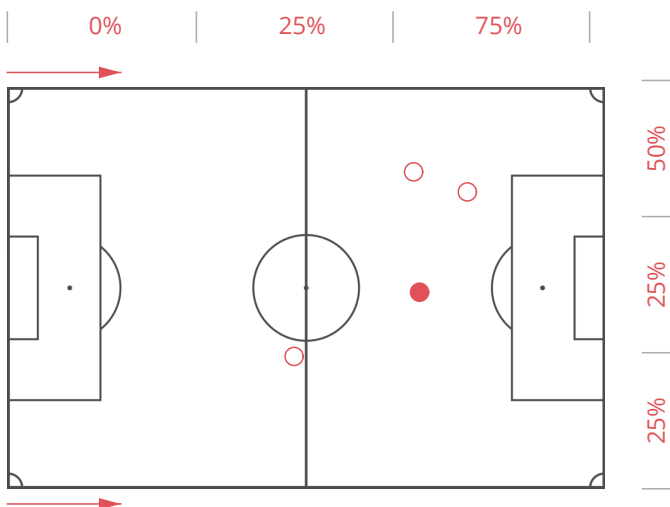
BEST PLAYERS

T. Larsen (90')	3
P. Plougmann (90')	2
R. Espersen (90')	1
O. Danielsen (90')	1
K. Lehm (56')	1

4

THROUGH PASSES

1



BEST PLAYERS

E. Karabek (17')	2
V. Thawng Ni Dum (90')	1
C. From Nielsen (86')	1

BEST PLAYERS

M. De Claville Bertelsen (60')	1
--------------------------------	---



SØNDERJYSKE U19



NÆSBY U19

DUELS

● FIRST HALF

○ SECOND HALF

● WON

● NEUT.

● LOST

● WON

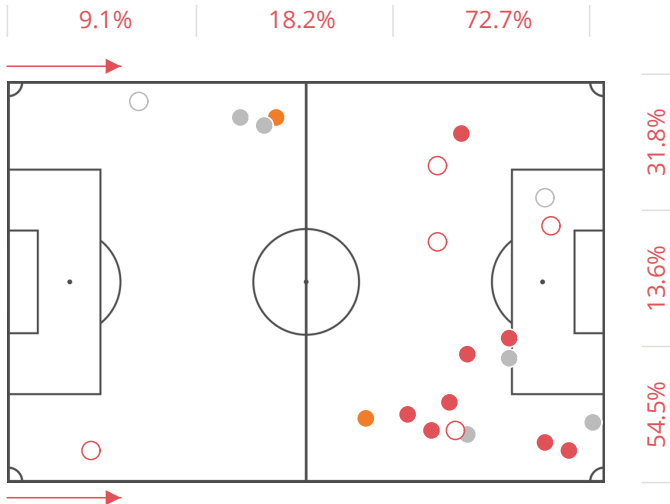
● NEUT.

● LOST

22

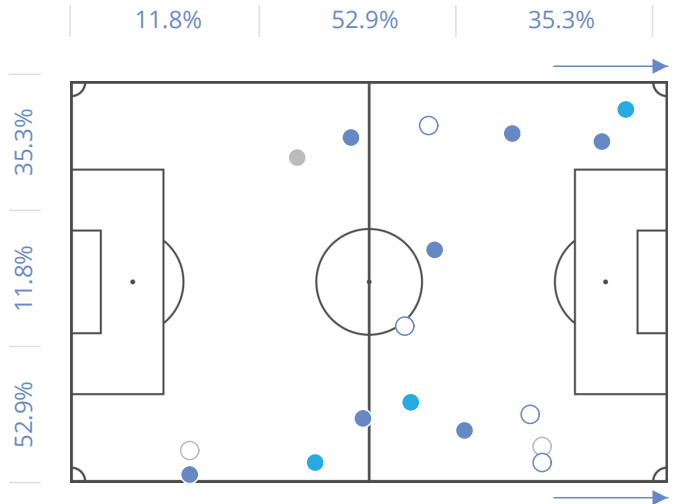
1 VS 1 DRIBBLING

17



BEST PLAYERS

	DUELS	WON	NEUT.	LOST
V. Thawng Ni Dum (90')	5	4	0	1
C. From Nielsen (86')	4	4	0	0
P. Christiansen (73')	4	1	1	2
T. Jacobsen (65')	3	1	1	1
M. Olesen (90')	2	0	0	2



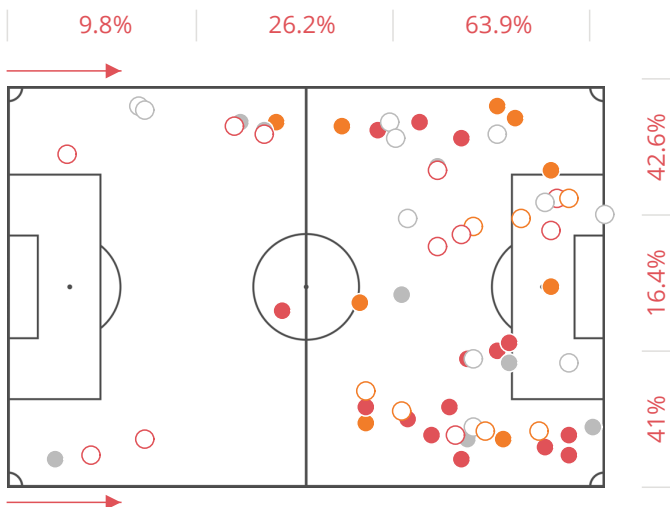
BEST PLAYERS

	DUELS	WON	NEUT.	LOST
R. Espersen (90')	6	3	2	1
O. Danielsen (90')	4	3	1	0
M. De Claville Bertelsen (60')	4	0	0	0
K. Petersen (90')	1	0	0	1
P. Plougmann (90')	1	1	0	0

96

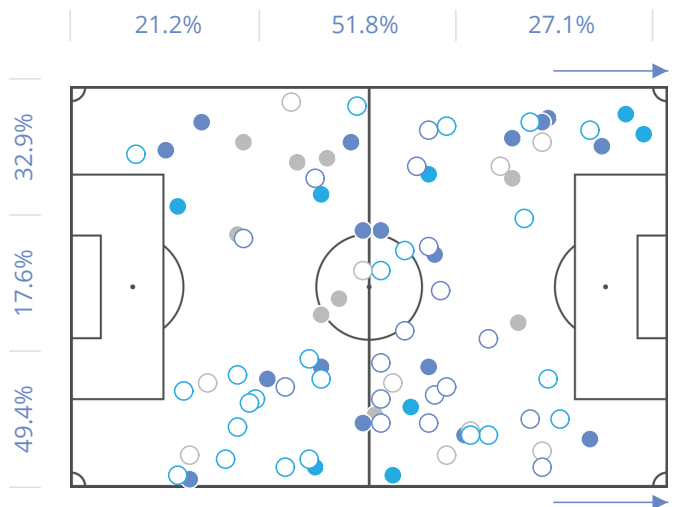
ATTACKING DUELS

86



BEST PLAYERS

	DUELS	WON	NEUT.	LOST
V. Thawng Ni Dum (90')	12	8	1	3
P. Christiansen (73')	10	2	4	4
M. Olesen (90')	8	0	4	4
J. Riis (90')	7	4	2	1
T. Jacobsen (65')	7	2	3	2



BEST PLAYERS

	DUELS	WON	NEUT.	LOST
O. Danielsen (90')	16	10	5	1
K. Petersen (90')	13	2	5	6
P. Plougmann (90')	12	4	6	2
T. Larsen (90')	11	5	3	3
M. De Claville Bertelsen (60')	6	1	1	3



SØNDERJYSKE U19



NÆSBY U19

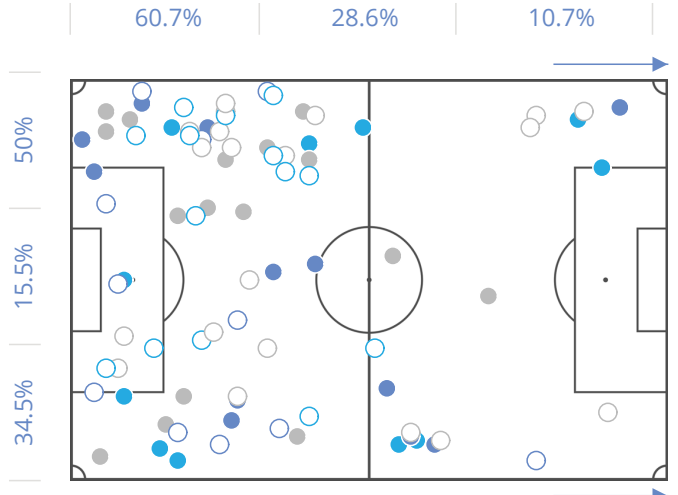
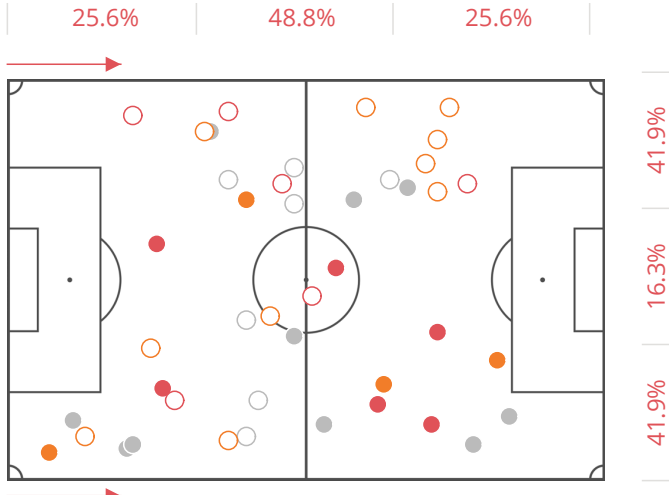
● WON ● NEUT. ● LOST

● WON ● NEUT. ● LOST

DUELS

● FIRST HALF ○ SECOND HALF

86 DEFENSIVE DUELS 96



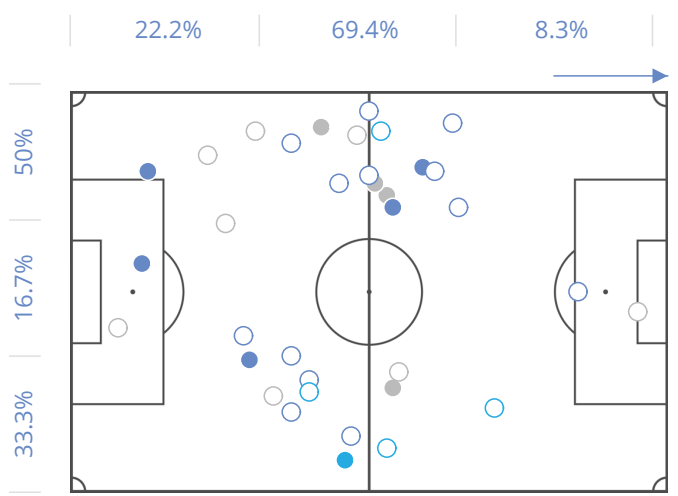
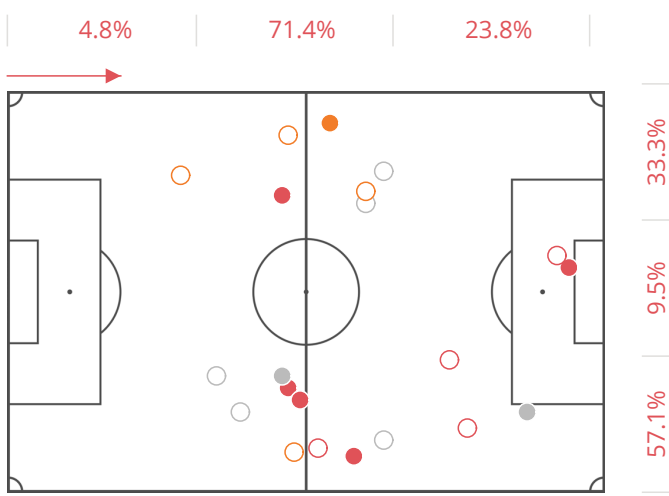
BEST PLAYERS

	DUELS	WON	NEUT.	LOST
R. Vinderslev (90')	7	1	1	5
V. Thawng Ni Dum (90')	6	2	1	3
P. Christiansen (73')	6	5	0	1
J. Ølgaard Jensen (90')	5	1	4	0
C. From Nielsen (86')	5	0	1	4

BEST PLAYERS

	DUELS	WON	NEUT.	LOST
O. Danielsen (90')	14	5	4	5
K. Petersen (90')	13	4	1	8
J. Hansen (90')	11	6	3	2
M. Damsbo (90')	10	2	5	3
R. Espersen (90')	9	1	4	4

37 AERIAL DUELS 37



BEST PLAYERS

	DUELS	WON	NEUT.	LOST
J. Riis (90')	4	1	1	2
A. Hersbøll (90')	4	2	0	2
R. Vinderslev (90')	3	1	0	2
F. Warming Lundbek (25')	3	2	1	0
V. Thawng Ni Dum (90')	2	2	0	0

BEST PLAYERS

	DUELS	WON	NEUT.	LOST
O. Danielsen (90')	14	7	1	6
M. Damsbo (90')	6	5	0	1
P. Plougmann (90')	4	1	2	1
R. Espersen (90')	3	1	2	0
J. Hansen (90')	2	2	0	0

DUELS GRID

NÆSBY U19

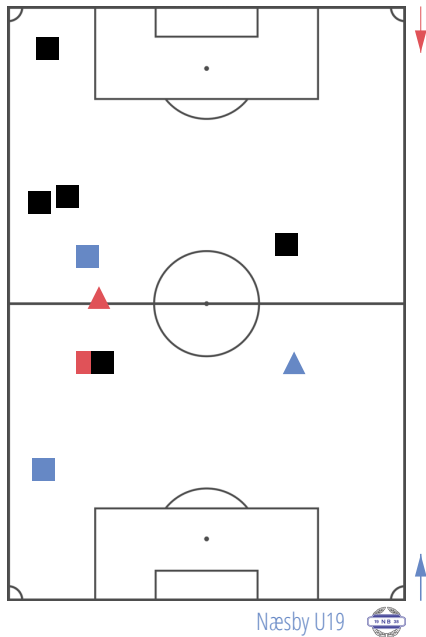
SØNDERJYSKE U19

	1. J. Gadkjær	2. K. Lehm	4. M. Damsbo	19. R. Espersen	6. J. Hansen	9. O. Danielsen	7. T. Larsen	10. M. De Claville Bertelsen	17. P. Plougmann	8. K. Petersen	12. M. Dongsted	14. E. Kingo Eriksen	20. A. Kjerstad	3. E. Olsen
1. V. Smedsrud													1	
4. A. Hersbøll			2			3		1	1	1	1		1	
21. C. From Nielsen	1	1				3		3		1				1
15. J. Ølgaard Jensen						1	2		4	2			1	
14. T. Blaue										1				
7. J. Riis	2	1			1	4	2	1	2	2				
8. V. Thawng Ni Dum				4	1	2	3		1	6				1
24. R. Vinderslev			1			10	1	1	2	1	1	1	1	
17. M. Olesen	1	2	1	4	2	2	1			1				
11. P. Christiansen	6	3	4	2	3	2	2	1	1	2				
22. T. Jacobsen		3	3		2				2	1				
3. S. Nygård									1					
9. E. Karabek													1	
10. F. Warming Lundbek				1	2	2	1					2		

● WON BY SØNDERJYSKE U19
 □ AIR CHALL.
 GROUND CHALL.
 ○ DRIBBLES
● WON BY NÆSBY U19
 ● NEUTRAL DUELS

10 R. Vinderslev
O. Danielsen

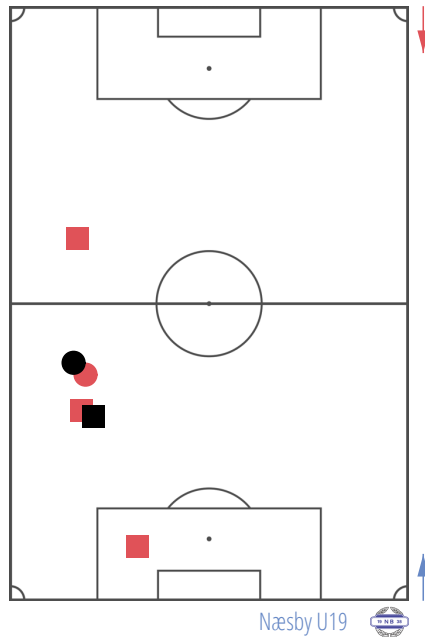
Sønderjyske U19



Næsby U19

6 P. Christiansen
K. Lehm

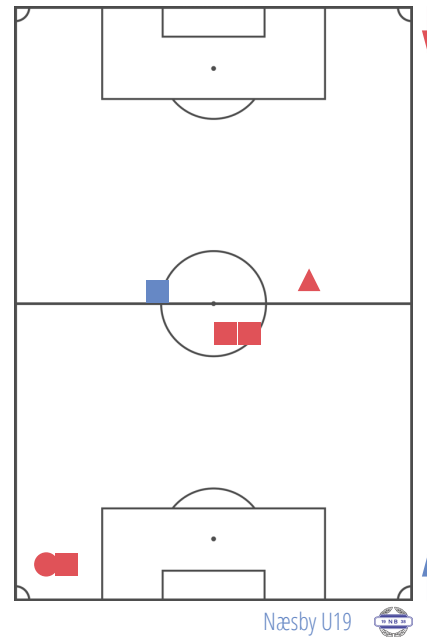
Sønderjyske U19



Næsby U19

6 V. Thawng Ni Dum
K. Petersen

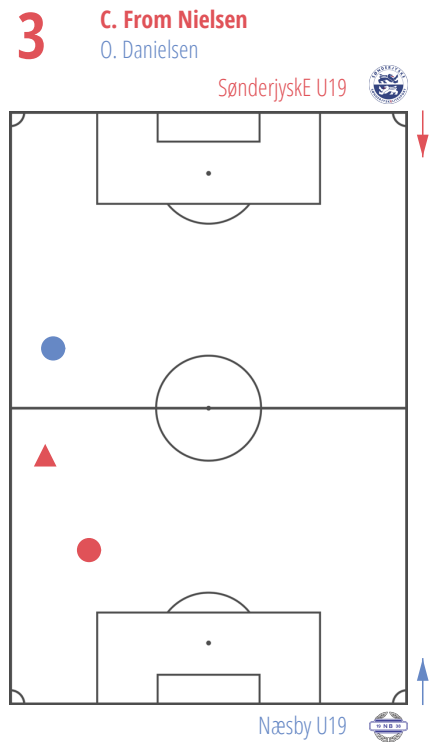
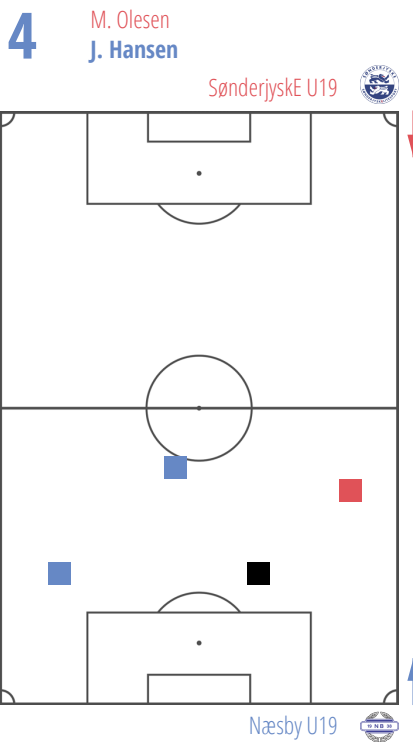
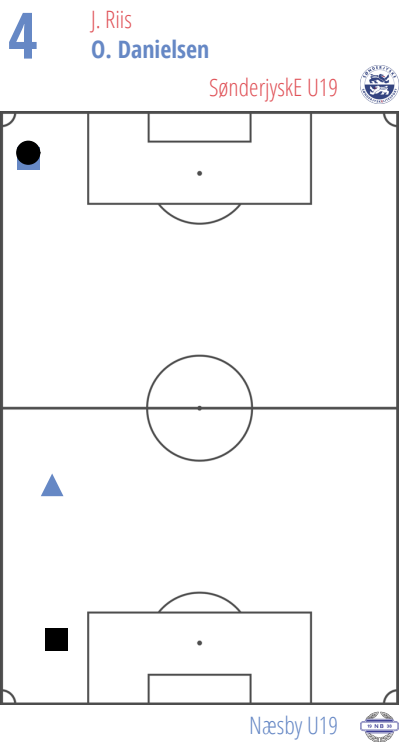
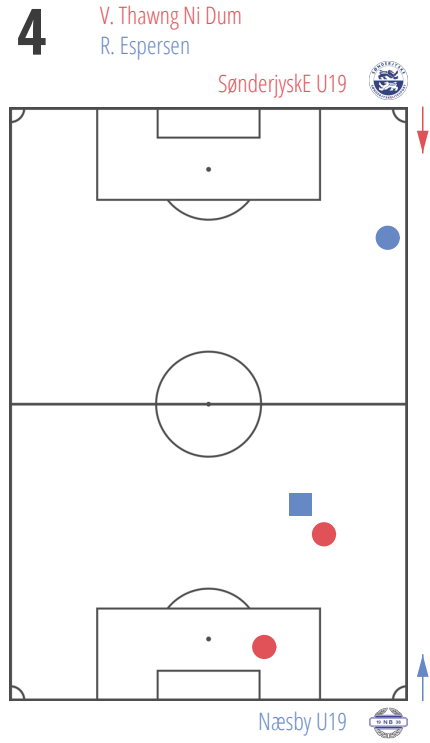
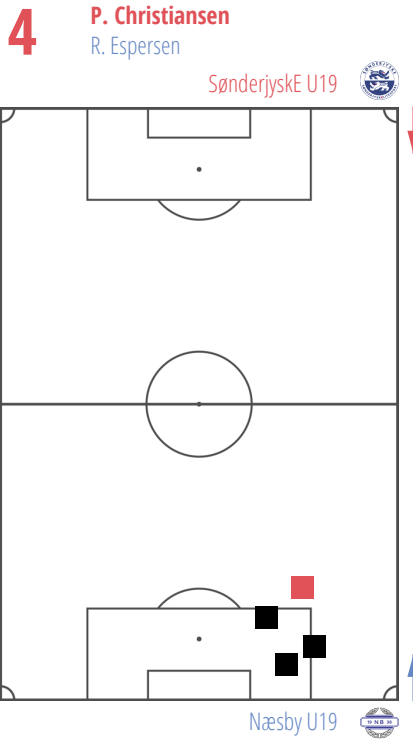
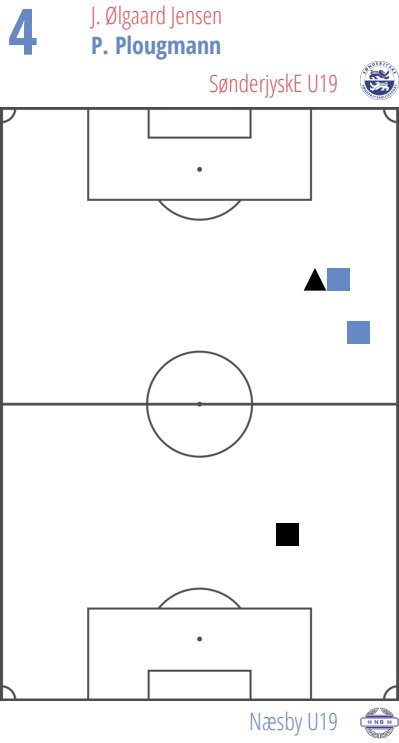
Sønderjyske U19



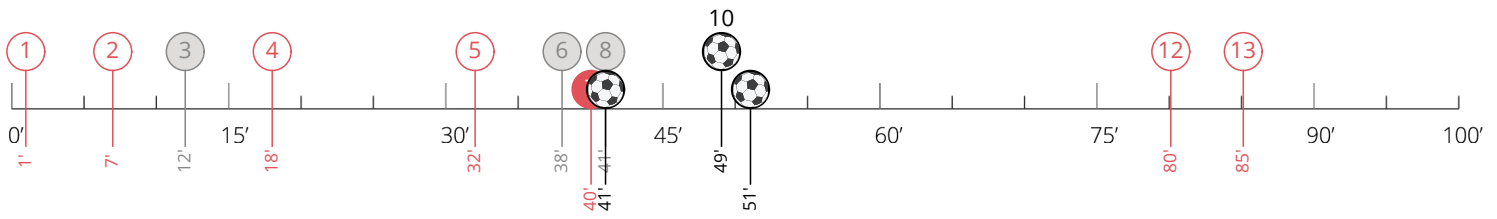
Næsby U19

DUELS GRID

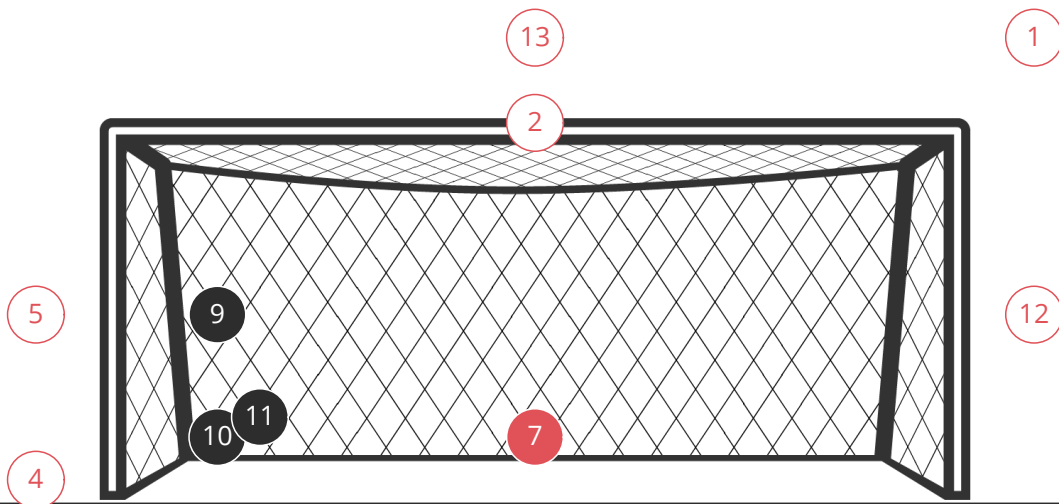
△ AIR CHALL. □ GROUND CHALL. ○ DRIBBLES
● WON BY SØNDERJYSKE U19 ● WON BY NÆSBY U19 ● NEUTRAL DUELS



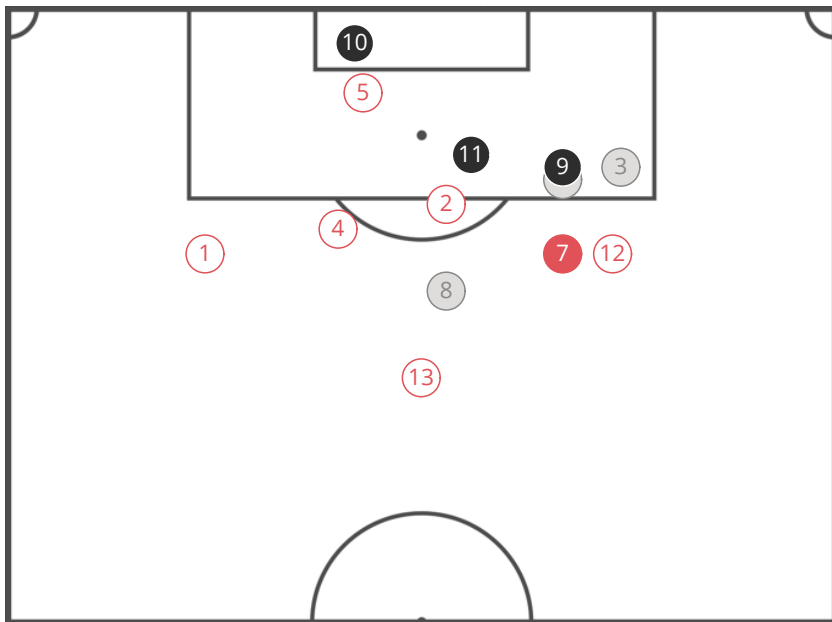
SØNDERJYSKE U19: GOALS AND STRIKES



13 SHOTS **4** ON TARGET **3** BLOCKED **3** GOALS



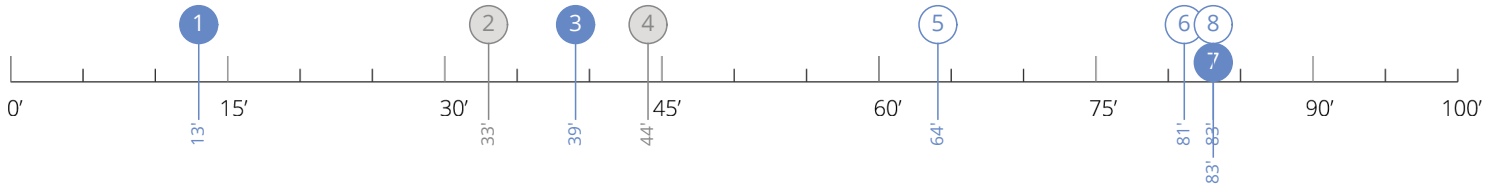
● ON TARGET ○ OUT OF TARGET ● BLOCKED ● GOAL



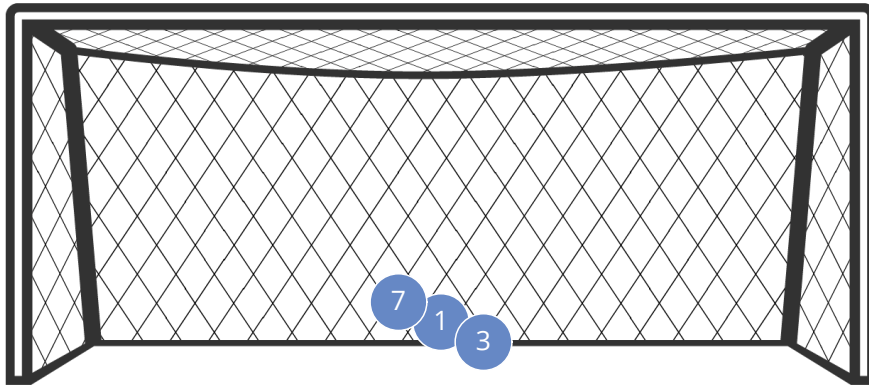
PLAYERS

PLAYERS	FOOT
1 T. Jacobsen	Right
2 A. Hersbøll	Right
3 C. From Nielsen	Right
4 T. Jacobsen	Right
5 P. Christiansen	Left
6 V. Thawng Ni Dum	Right
7 P. Christiansen	Right
8 R. Vinderslev	Right
9 M. Olesen	Right
10 A. Hersbøll	Right
11 M. Olesen	Right
12 C. From Nielsen	Right
13 R. Vinderslev	Right

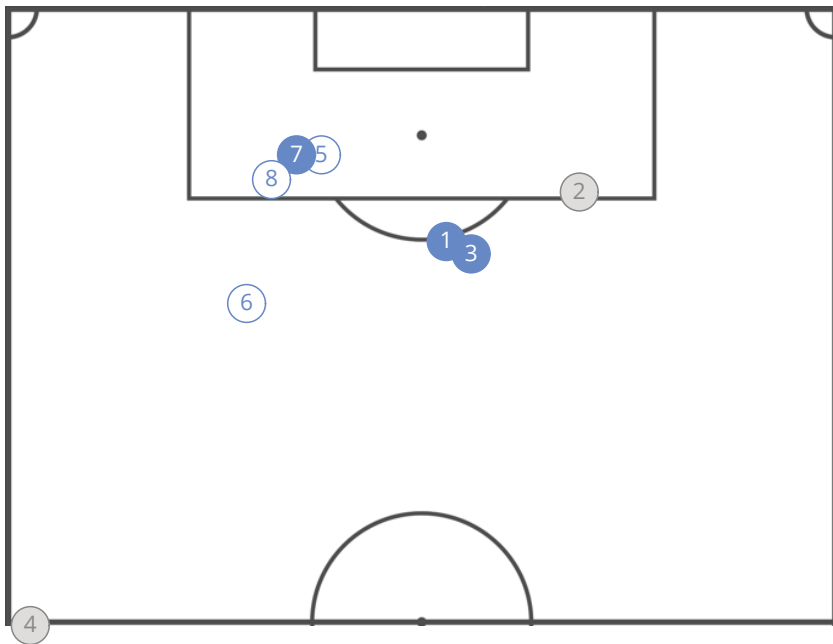
NÆSBY U19: GOALS AND STRIKES



8 SHOTS 3 ON TARGET 2 BLOCKED 0 GOALS



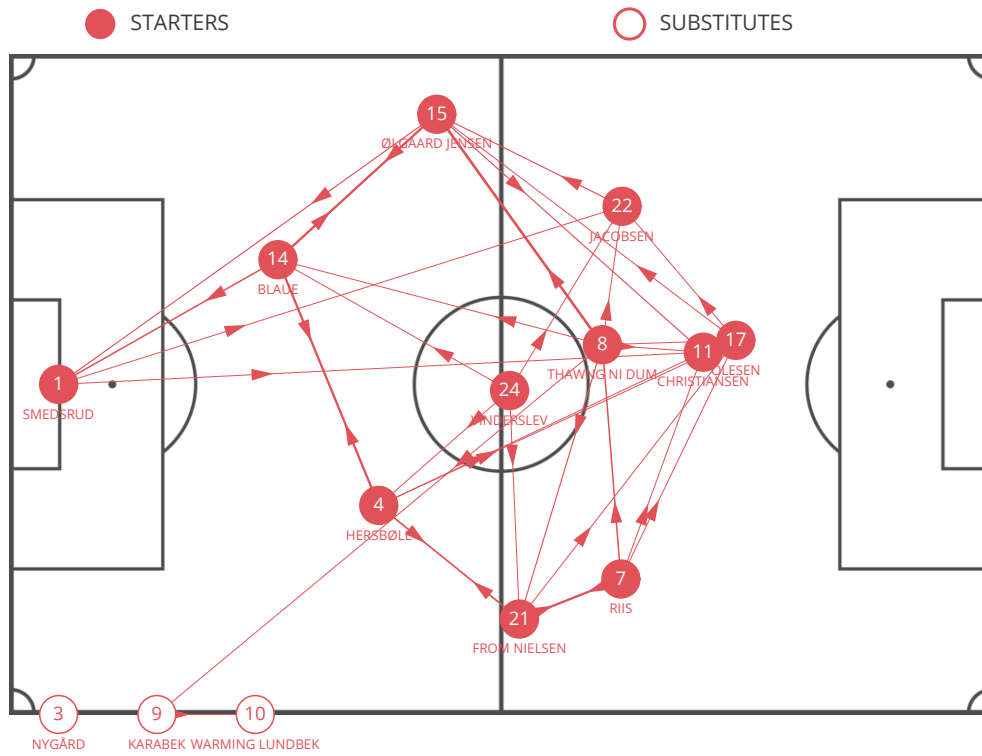
● ON TARGET ○ OUT OF TARGET ● BLOCKED ● GOAL



PLAYERS

PLAYERS	FOOT
1 K. Petersen	Right
2 P. Plougmann	Right
3 O. Danielsen	Right
4 R. Espersen	Right
5 E. Olsen	Left
6 K. Petersen	Right
7 J. Hansen	Right
8 T. Larsen	Left

SØNDERJYSKE U19: PASSES



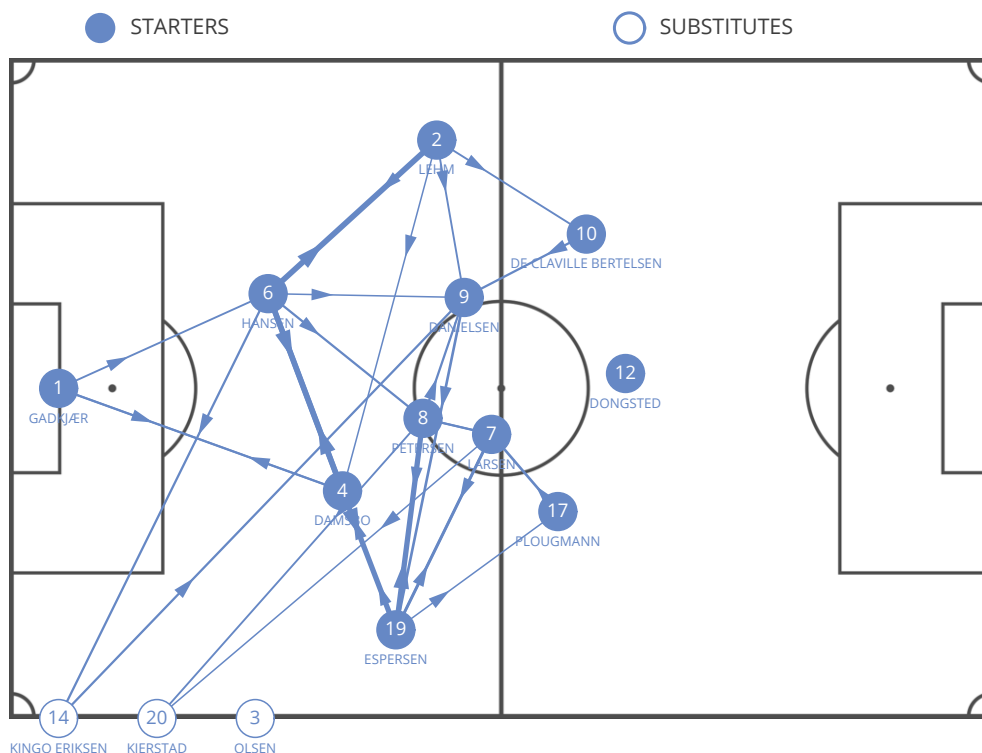
	1. V. Smedsrud	4. A. Hersbøll	21. C. From Nielsen	15. J. Ølgaard Jensen	14. T. Blaue	7. J. Riis	8. V. Thawng Ni Dum	24. R. Vinderslev	17. M. Olesen	11. P. Christiansen	22. T. Jacobsen	3. S. Nygård	9. E. Karabek	10. F. Warming Lundbek
1. V. Smedsrud	■	1	1	1 (1)						2 (2)	2 (2)			
4. A. Hersbøll	1	■	4		6	1 (1)	1		2 (1)	2 (2)	1 (1)			
21. C. From Nielsen		3	■	1	1	6	1		2					
15. J. Ølgaard Jensen	3	1	1	■	4	1 (1)	1	1	1 (1)	3 (1)			1	
14. T. Blaue	4	3		6	■	1	1	1	1	1 (1)	1			
7. J. Riis			3	1 (1)	1	■	4		2	2	1			
8. V. Thawng Ni Dum	1 (1)		3 (1)	7	2		■		1	2 (1)	2		2	
24. R. Vinderslev	1	2	2	1	2		1	■	1	1 (1)	2			1
17. M. Olesen				2		1	2	1	■	1	2	1	1	1
11. P. Christiansen				1			1		2	■				
22. T. Jacobsen			1	3		1	1		1	1	■			
3. S. Nygård							1 (1)					■		
9. E. Karabek				1			1						■	2
10. F. Warming Lundbek						1								■

PASSES MADE BY THE PLAYER

PASSES RECEIVED BY THE PLAYER

(*) HIGH PASSES

NÆSBY U19: PASSES



	1. J. Gadkjær	2. K. Lehm	4. M. Damsbo	19. R. Espersen	6. J. Hansen	9. O. Danielsen	7. T. Larsen	10. M. De Claville Bertelsen	17. P. Plougmann	8. K. Petersen	12. M. Dongsted	14. E. Kingo Eriksen	20. A. Kjerstad	3. E. Olsen
1. J. Gadkjær	5			1	5				1 (1)	1				
2. K. Lehm		4			9	5 (3)		5			1		2	
4. M. Damsbo	6	1	14	15			2	1	3 (2)	1	1 (1)			
19. R. Espersen	1		7	5	1	8 (1)	2	4 (1)	14	2	2	1	3	
6. J. Hansen	1	15 (1)	14		4 (1)	2	1 (1)	1 (1)	6	1 (1)	6			1
9. O. Danielsen	1	3	2	7	2	3	3	2	3	3	2	1	2 (1)	2
7. T. Larsen		1	2	6	1	2	3 (2)	3 (2)	5			3	4 (1)	
10. M. De Claville Bertelsen				1	1	6	2			1				
17. P. Plougmann			1	3	2	7			2				3	1
8. K. Petersen			3	7	1	6 (2)	6	1	2 (1)			1	5 (1)	2
12. M. Dongsted		2		1		1	1	1						
14. E. Kingo Eriksen					1	6	1						1 (1)	1 (1)
20. A. Kjerstad				3		3	3	1	2	3				1
3. E. Olsen				1	1		1			2		2		

PASSES RECEIVED BY THE PLAYER

PASSES MADE BY THE PLAYER

(*) HIGH PASSES

SØNDERJYSKE U19: PLAYER EVENTS

		MINUTES PLAYED	GOALS / GOALS ON PENALTY	ASSISTS	TOUCHES	SHOTS / ON TARGET	FOULS COMM. / CONCEDED	YELLOW CARDS / RED CARDS	OFFSIDES	FREE K. SHOTS / ON TARGET	FREE K. CROSS / ACCURATE	CORNERS / ACCURATE	THROW INS / ACCURATE
1	V. Smedsrud	90	0/0	0	14	0/0	0/0	0/0	0	0/0	0/0	0/0	0/0
4	A. Hersbøll	90	1/0	0	23	2/1	1/0	0/0	0	0/0	0/0	0/0	0/0
21	C. From Nielsen	86	0/0	1	28	2/0	0/1	0/0	0	0/0	0/0	1/1	11/8
15	J. Ølgaard Jensen	90	0/0	0	31	0/0	0/1	0/0	0	0/0	0/0	0/0	16/12
14	T. Blaue	90	0/0	0	23	0/0	0/0	0/0	0	0/0	0/0	0/0	0/0
7	J. Riis	90	0/0	0	25	0/0	2/0	0/0	0	0/0	0/0	0/0	0/0
8	V. Thawng Ni Dum	90	0/0	0	30	1/0	2/0	0/0	0	0/0	0/0	0/0	0/0
24	R. Vinderslev	90	0/0	0	20	2/0	1/2	0/0	0	0/0	2/2	0/0	0/0
17	M. Olesen	90	2/0	0	17	2/2	0/0	0/0	1	0/0	0/0	0/0	0/0
11	P. Christiansen	73	0/0	0	8	2/1	1/3	0/0	2	0/0	0/0	0/0	0/0
22	T. Jacobsen	65	0/0	0	10	2/0	0/1	0/0	0	0/0	0/0	0/0	0/0
3	S. Nygård	4	0/0	0	3	0/0	0/0	0/0	0	0/0	0/0	0/0	4/3
9	E. Karabek	17	0/0	0	7	0/0	0/1	0/0	0	0/0	0/0	1/0	0/0
10	F. Warming Lundbek	25	0/0	0	4	0/0	1/0	0/0	0	0/0	0/0	0/0	0/0

		DUELS / WON	GROUND CHALL. / WON	AIR CHALL. / WON	ATTACKING CHALL.	DEFENDING CHALL.	DRIBBLES	TACKLES	DEFENDING 1V1	RECOVERED IN OPP. HALF	LOSSES IN OPP. HALF
1	V. Smedsrud	1/1	0/0	1/1	0	0	0	0	0	0	0
4	A. Hersbøll	11/6	7/4	4/2	1	4	0	1	0	0	0
21	C. From Nielsen	11/6	10/5	1/1	4	5	4	0	2	2	4
15	J. Ølgaard Jensen	10/2	9/2	1/0	2	5	1	2	1	0	0
14	T. Blaue	1/1	1/1	0/0	1	0	0	0	0	0	0
7	J. Riis	17/6	13/5	4/1	7	4	2	0	2	4	5
8	V. Thawng Ni Dum	22/13	20/11	2/2	12	6	5	0	1	0	1
24	R. Vinderslev	20/5	17/4	3/1	3	7	0	1	0	2	2
17	M. Olesen	15/1	14/1	1/0	8	3	2	0	0	1	7
11	P. Christiansen	25/13	24/13	1/0	10	6	4	0	1	1	3
22	T. Jacobsen	12/4	11/4	1/0	7	1	3	1	0	0	1
3	S. Nygård	1/0	1/0	0/0	0	1	0	0	0	0	0
9	E. Karabek	1/1	1/1	0/0	1	0	0	0	0	0	1
10	F. Warming Lundbek	9/3	6/1	3/2	5	1	1	0	0	1	1

		PASSES / ACCURATE	% ACCURATE	LONG PASSES / ACCURATE	THROUGH PASSES / ACCURATE	IN THE BOX / ACCURATE	CROSSES / ACCURATE	CROSS FROM BYLINE	CROSS HIGH	CROSS LOW	CROSS BLOCKED
1	V. Smedsrud	14/9	65	11/7	0/0	0/0	0/0	0	0	0	0
4	A. Hersbøll	23/17	74	8/5	0/0	0/0	0/0	0	0	0	0
21	C. From Nielsen	26/18	70	3/1	1/0	0/0	1/0	1	0	1	0
15	J. Ølgaard Jensen	29/20	69	6/3	0/0	0/0	1/1	0	1	0	0
14	T. Blaue	23/20	87	3/2	0/0	0/0	0/0	0	0	0	0
7	J. Riis	21/14	67	2/1	0/0	0/0	2/1	1	0	2	0
8	V. Thawng Ni Dum	30/21	70	4/3	1/0	3/2	2/0	0	0	2	0
24	R. Vinderslev	19/15	79	5/2	0/0	1/1	0/0	0	0	0	0
17	M. Olesen	16/10	63	0/0	0/0	2/0	4/0	2	0	4	0
11	P. Christiansen	8/4	50	0/0	0/0	3/1	0/0	0	0	0	0
22	T. Jacobsen	10/8	80	0/0	0/0	2/1	4/2	1	1	3	0
3	S. Nygård	3/2	67	2/2	0/0	0/0	0/0	0	0	0	0
9	E. Karabek	7/5	72	0/0	2/1	2/1	1/1	1	0	1	0
10	F. Warming Lundbek	4/2	50	1/0	0/0	1/0	0/0	0	0	0	0

NÆSBY U19: PLAYER EVENTS

		MINUTES PLAYED	GOALS / GOALS ON PENALTY	ASSISTS	TOUCHES	SHOTS / ON TARGET	FOULS COMM. / CONCEDED	YELLOW CARDS / RED CARDS	OFFSIDES	FREE K. SHOTS / ON TARGET	FREE K. CROSS / ACCURATE	CORNERS / ACCURATE	THROW INS / ACCURATE
1	J. Gadkjær	90	0/0	0	14	0/0	0/0	0/0	0	0/0	0/0	0/0	0/0
2	K. Lehm	56	0/0	0	34	0/0	1/0	0/0	0	0/0	0/0	0/0	5/4
4	M. Damsbo	90	0/0	0	61	0/0	3/1	0/0	0	0/0	0/0	0/0	0/0
19	R. Espersen	90	0/0	0	60	1/0	0/1	0/0	0	0/0	0/0	0/0	10/10
6	J. Hansen	90	0/0	0	63	1/1	0/0	0/0	0	0/0	0/0	0/0	0/0
9	O. Danielsen	90	0/0	0	46	1/1	3/2	0/0	0	0/0	0/0	0/0	0/0
7	T. Larsen	90	0/0	0	41	1/0	0/1	0/0	0	0/0	0/0	0/0	0/0
10	M. De Claville Bertelsen	60	0/0	0	21	0/0	0/1	0/0	0	0/0	0/0	3/1	1/1
17	P. Plougmann	90	0/0	0	29	1/0	0/0	0/0	0	0/0	0/0	0/0	0/0
8	K. Petersen	90	0/0	0	50	2/1	1/1	0/0	0	0/0	1/1	0/0	0/0
12	M. Dongsted	24	0/0	0	8	0/0	0/0	0/0	0	0/0	0/0	0/0	0/0
14	E. Kingo Eriksen	34	0/0	0	17	0/0	0/0	0/0	0	0/0	0/0	0/0	3/3
20	A. Kjerstad	66	0/0	0	21	0/0	1/1	0/0	3	0/0	0/0	0/0	0/0
3	E. Olsen	30	0/0	0	9	1/0	0/0	0/0	0	0/0	0/0	0/0	0/0

		DUELS / WON	GROUND CHALL. / WON	AIR CHALL. / WON	ATTACKING CHALL.	DEFENDING CHALL.	DRIBBLES	TACKLES	DEFENDING 1V1	RECOVERED IN OPP. HALF	LOSSES IN OPP. HALF
1	J. Gadkjær	0/0	0/0	0/0	0	0	0	0	0	0	0
2	K. Lehm	17/3	17/3	0/0	4	5	1	0	3	1	1
4	M. Damsbo	24/8	18/3	6/5	2	10	0	1	1	1	0
19	R. Espersen	22/6	19/5	3/1	9	9	6	1	4	1	1
6	J. Hansen	18/11	16/9	2/2	1	11	0	2	4	0	0
9	O. Danielsen	60/27	46/20	14/7	16	14	4	4	5	3	3
7	T. Larsen	22/9	22/9	0/0	11	6	0	1	3	1	1
10	M. De Claville Bertelsen	15/9	14/8	1/1	10	0	4	0	0	1	0
17	P. Plougmann	25/11	21/10	4/1	12	4	1	0	1	2	1
8	K. Petersen	31/6	30/6	1/0	13	13	1	1	5	2	2
12	M. Dongsted	4/0	3/0	1/0	0	2	0	0	0	0	0
14	E. Kingo Eriksen	9/2	7/1	2/1	1	6	0	0	3	0	0
20	A. Kjerstad	10/2	8/1	2/1	6	1	0	1	0	1	1
3	E. Olsen	5/1	5/1	0/0	0	3	0	1	1	0	0

		PASSES / ACCURATE	% ACCURATE	LONG PASSES / ACCURATE	THROUGH PASSES / ACCURATE	IN THE BOX / ACCURATE	CROSSES / ACCURATE	CROSS FROM BYLINE	CROSS HIGH	CROSS LOW	CROSS BLOCKED
1	J. Gadkjær	14/13	93	2/1	0/0	0/0	0/0	0	0	0	0
2	K. Lehm	30/27	90	5/4	0/0	0/0	1/0	0	1	0	0
4	M. Damsbo	49/44	90	5/3	0/0	0/0	0/0	0	0	0	0
19	R. Espersen	58/45	78	6/1	0/0	0/0	1/0	0	1	0	0
6	J. Hansen	53/50	95	6/5	0/0	0/0	0/0	0	0	0	0
9	O. Danielsen	38/31	82	4/1	0/0	0/0	1/1	0	0	1	0
7	T. Larsen	37/29	79	7/5	0/0	0/0	3/1	2	1	2	0
10	M. De Claville Bertelsen	18/12	67	3/0	1/0	0/0	0/0	0	0	0	0
17	P. Plougmann	24/19	80	1/0	0/0	1/0	2/0	2	1	1	0
8	K. Petersen	43/35	82	10/5	0/0	0/0	0/0	0	0	0	0
12	M. Dongsted	8/7	88	1/1	0/0	0/0	0/0	0	0	0	0
14	E. Kingo Eriksen	14/8	58	3/1	0/0	0/0	0/0	0	0	0	0
20	A. Kjerstad	18/16	89	0/0	0/0	0/0	0/0	0	0	0	0
3	E. Olsen	7/6	86	0/0	0/0	0/0	0/0	0	0	0	0

MATCH REPORT GUIDE

SECTION 1

AVERAGE POSITIONS

Players position is calculated on an average detected point which takes into consideration every kind of action, including those with no ball possession.

White-filled circles are substitutes indicators.

SECTION 2

GENERALS

Average position

It shows the barycentre of the team, considering the average place of its actions.

CONSTRUCTION

Actions started by goalkeeper

It considers all the actions started by the goalkeeper. It will be considered as a single one even if inside the same action he is involved more than once before the ball crosses the halfway line.

Long pass

Number of throws beyond the halfway line.

Low

Number of throws to a fellow teammate inside his half of the field.

Right

Number of actions crossing the halfway line in the right side.

Left

Number of actions crossing the halfway line in the left side.

Center

Number of actions crossing the halfway line in the central area.

Failed

Number of actions stopped before crossing the halfway line.

ATTACKING PLAY

Actions finalization

It shows team offensive dangerousness and the way it is carried out.

Shot from outside of penalty area

Number of team shots from outside the penalty area.

Crosses

It shows how many finalizations are completed straight after a cross from the flanks.

Build-Up play

It shows how many finalizations are completed straight after a build-up play.

Long ball

It shows how many finalizations are completed straight after a long ball.

DEFENSIVE**Final Third Entries**

Number of times the opponent team plays the ball between the halfway line and the penalty area.

Fouls near the box

Number of fouls committed by the team nearby its penalty areas

SECTION 3

TERRITORIAL COVERAGE**Ball possession recovery**

It only takes into consideration the actual number of ball possession recoveries, even if temporary. Recoveries caused by opponents mistakes are not considered (i.e. ball kicked out of the pitch by the opponent).

SECTION 4

DUELS**Attacking duels**

Number of duels carried out when the team has ball possession.

Defensive duels

Number of duels carried out when the opponent team has ball possession.

SECTION 7

PASSES

Players position is calculated on an average detected point based on the position occupied, considering every kind of action, including those with no ball possession.

Lines connecting players show the number of passes. The thicker is the line, the higher is the number of passes between each other.