



NÆSBY U19

29/10/2016  
U19 DIVISION 2016/2017

2 - 2



HB KØGE U19

🔄 - 📺 - ⌚ 95' (46 + 50)

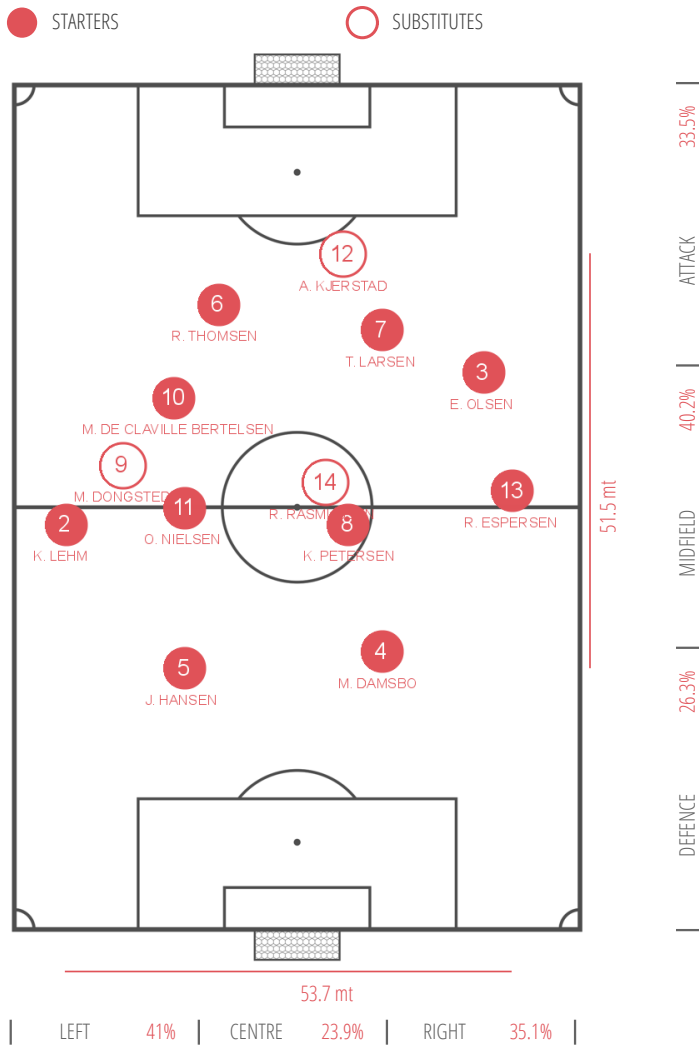
1	GKP	J. Gadkjær ('99)		21	GKP	L. Barbera Jensen ('99)	48'	🟡	
13	DEF	R. Espersen ('99)	81'	←	11	DEF	M. Fahlen ('98)		
5	DEF	J. Hansen ('98)	70'	←	2	DEF	G. Reinholdt Gjøg (')	61'	←
4	DEF	M. Damsbo ('98)		93'	⚽	3	DEF	E. Skovbo ('99)	
2	DEF	K. Lehm ('98)			5	MID	S. Harsel (')	89'	🟡
3	MID	E. Olsen ('99)			4	MID	H. Gamys ('98)		
10	MID	M. De Claville Bertelse			7	MID	P. Therkildsen ('98)		
7	MID	T. Larsen ('98)		48'	🟥	6	MID	M. Drost ('99)	
11	MID	O. Nielsen ('99)	61'	←	9	FWD	R. Mortensen ('98)		
8	MID	K. Petersen ('99)			8	FWD	O. Lassen ('98)	87'	←
6	FWD	R. Thomsen ('98)			10	FWD	A. Hassan ('97)	70'	←
								2', 55'	⚽

SUBSTITUTES

14	DEF	R. Rasmussen ('98)	70'	→	15	DEF	P. Döpping (')	61'	→
9	MID	M. Dongsted ('99)	61'	→	14	FWD	P. Karim ('99)	87'	→
12	MID	A. Kjerstad ('99)	81'	→				92'	🟡

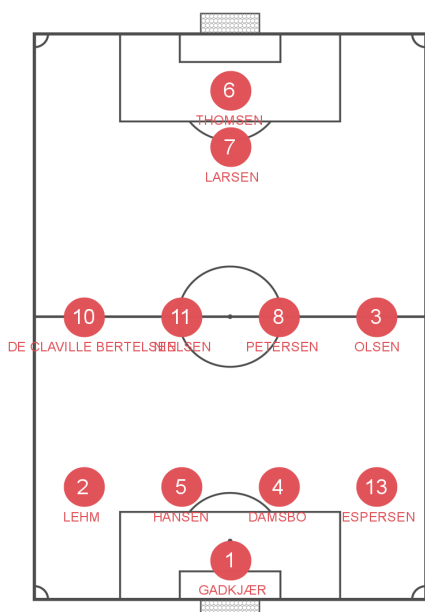
NÆSBY U19

AVERAGE POSITIONS



PLAYERS

13	DEF	R. Espersen
5	DEF	J. Hansen
4	DEF	M. Damsbo
2	DEF	K. Lehm
3	MID	E. Olsen
10	MID	M. De Claville Bertelsen
7	MID	T. Larsen
11	MID	O. Nielsen
8	MID	K. Petersen
6	FWD	R. Thomsen
14	DEF	R. Rasmussen
9	MID	M. Dongsted
12	MID	A. Kjerstad



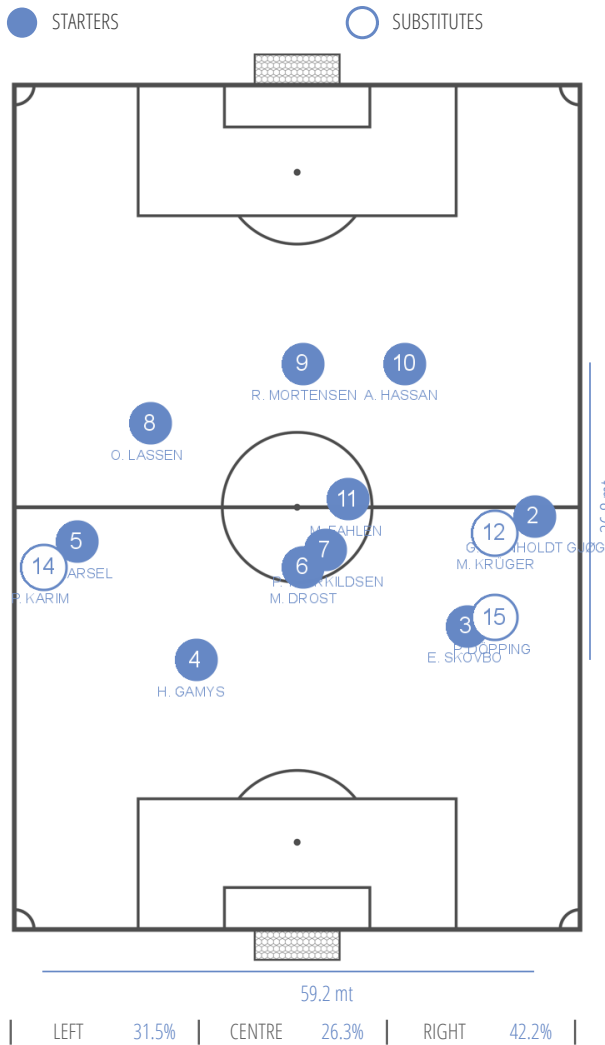
4-4-1-1  
Used from 0' >> 83'



4-1-3-2  
Used from 83' >> 97'

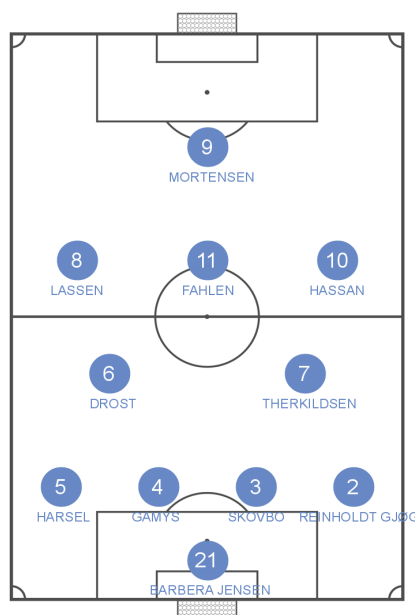
HB KØGE U19

AVERAGE POSITIONS



PLAYERS

11	DEF	M. Fahlen
2	DEF	G. Reinholdt Gjøg
3	DEF	E. Skovbo
5	MID	S. Harsel
4	MID	H. Gamys
7	MID	P. Therkildsen
6	MID	M. Drost
9	FWD	R. Mortensen
8	FWD	O. Lassen
10	FWD	A. Hassan
15	DEF	P. Döpping
14	FWD	P. Karim
12		M. Krüger



4-2-3-1  
Used from 0' >> 97'



NÆSBY U19



HB KØGE U19

	1 HALF	2 HALF	TOTAL	1 HALF	2 HALF	TOTAL
GENERALS						
BALL POSSESSION	16 min	15 min	31 min	20 min	19 min	39 min
AVERAGE POSITION	52.6 mt	60.4 mt	56.5 mt	51.5 mt	44.8 mt	48.15 mt
CORNERS	3	9	12	1	0	1
FREE KICK CROSS	1	1	2	0	0	0
FREE KICK SHOT	0	0	0	0	0	0
FOULS	5	3	8	4	3	7
OFFSIDES	3	3	6	1	1	2

CONSTRUCTION						
PASSES (% ACCURATE)	192 (77.1%)	161 (74.5%)	353 (75.9%)	277 (81.2%)	166 (77.7%)	443 (79.9%)
- Final Third Entries (% Accurate)	43 (74.4%)	46 (71.7%)	89 (73%)	59 (76.3%)	37 (78.4%)	96 (77.1%)
- Other (% Accurate)	149 (77.9%)	115 (75.7%)	264 (76.9%)	218 (82.6%)	129 (77.5%)	347 (80.7%)
LONG PASSES (% ACCURATE)	38 (50%)	22 (22.7%)	60 (40%)	32 (56.3%)	35 (60%)	67 (58.2%)
THROUGH PASSES (% ACCURATE)	3 (33.3%)	2 (0%)	5 (20%)	5 (0%)	10 (30%)	15 (20%)
COUNTERATTACKS	0	0	0	0	1	1
ACTIONS STARTED BY GOALKEEPER	16	17	33	26	25	51
- Long pass	1	3	4	13	6	19
- LOW	15	14	29	13	19	32
-- % Right	20%	7.1%	13.8%	38.5%	10.5%	21.9%
-- % Left	60%	50%	55.2%	46.2%	52.6%	50%
-- % Center	20%	14.3%	17.2%	7.7%	5.3%	6.3%
-- % Failed	0%	28.6%	13.8%	7.7%	31.6%	21.9%



NÆSBY U19



HB KØGE U19

	1 HALF	2 HALF	TOTAL	1 HALF	2 HALF	TOTAL
ATTACKING PLAY						
OPPORTUNITY (% SUCCESSFUL)	3 (0%)	5 (40%)	8 (25%)	4 (25%)	3 (33.3%)	7 (28.6%)
SHOTS	3	5	8	5	5	10
Shot from outside of penalty area	0	2	2	2	1	3
Shot from inside of penalty area	3	3	6	3	4	7
ACTIONS FINALIZATION	14	12	26	11	10	21
- Shot from outside of penalty area	0	2	2	2	1	3
- CROSSES	3	5	8	3	2	5
-- From left (%)	1 (33.3%)	4 (80%)	5 (62.5%)	1 (33.3%)	1 (50%)	2 (40%)
-- From right (%)	2 (66.7%)	1 (20%)	3 (37.5%)	2 (66.7%)	1 (50%)	3 (60%)
- Build-Up play	6	3	9	3	4	7
- Long ball	0	0	0	0	1	1
DEFENSIVE						
SAVES	1	1	2	0	3	3
CLEARANCES	5	2	7	4	5	9
- Low	0	1	1	1	0	1
- High	5	1	6	3	5	8
BALL RECOVERY	58	49	107	50	40	90
- End action	24	15	39	15	15	30
- Real recovery	6	12	18	12	12	24
- Temporary recovery	28	22	50	23	13	36
FINAL THIRD ENTRIES	38	34	72	30	33	63
FOULS NEAR THE BOX	2	0	2	0	0	0

TERRITORIAL COVERAGE



NÆSBY U19

HB KØGE U19



● FIRST HALF

○ SECOND HALF

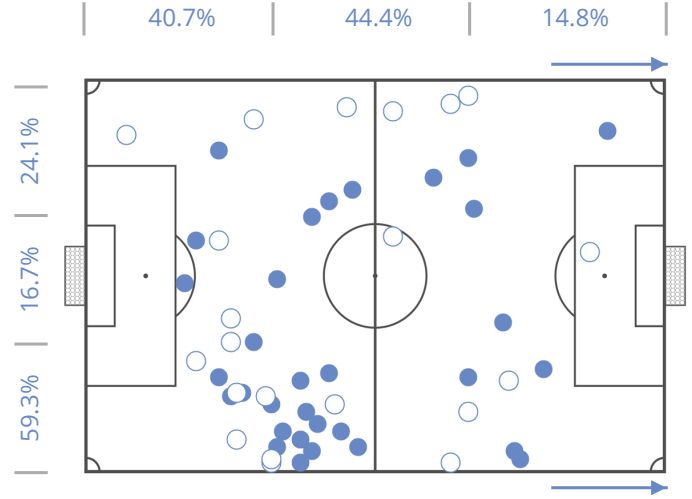
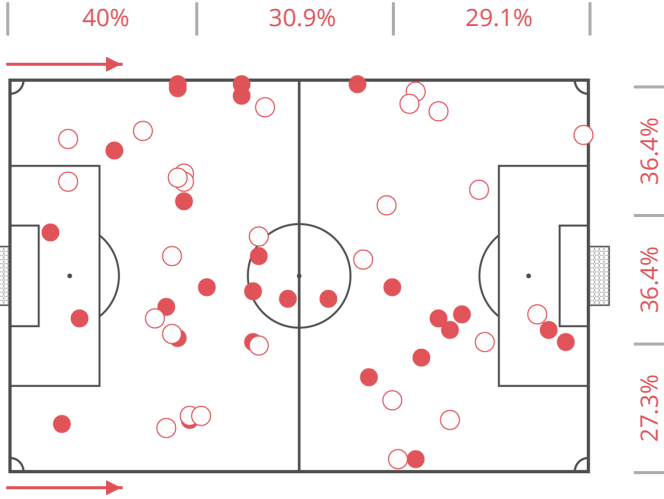
● FIRST HALF

○ SECOND HALF

55

BALL POSSESSION RECOVERY

54



BEST PLAYERS

M. De Claville Bertelsen (90')	9
O. Nielsen (61')	7
M. Damsbo (90')	6
R. Espersen (81')	6
J. Hansen (70')	6

WORST PLAYERS

R. Thomsen (90')	1
A. Kjerstad (9')	1
E. Olsen (90')	2
R. Rasmussen (20')	2
K. Lehm (90')	3

BEST PLAYERS

P. Therkildsen (90')	10
E. Skovbo (90')	9
M. Drost (90')	7
G. Reinholdt Gjøg (61')	7
M. Fahlen (90')	6

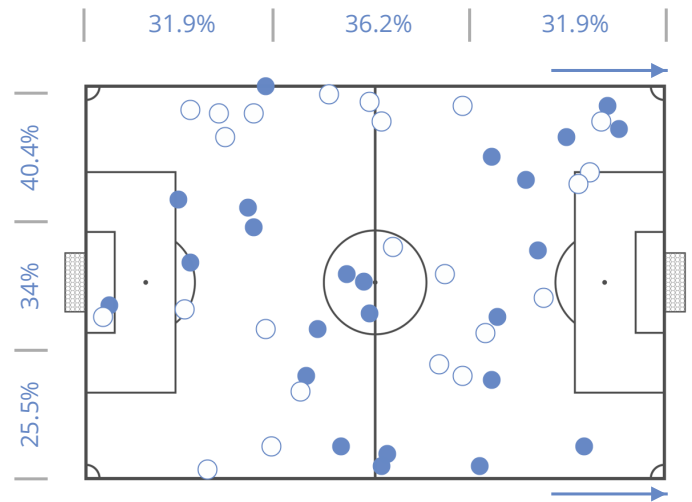
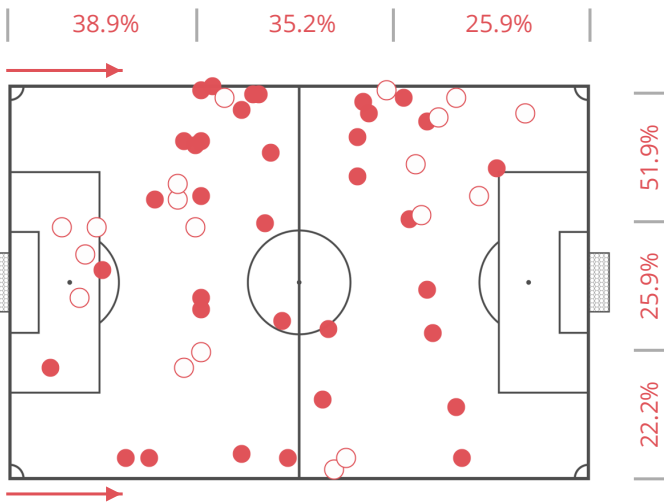
WORST PLAYERS

M. Krüger (20')	1
H. Gamys (90')	2
R. Mortensen (90')	2
A. Hassan (70')	3
P. Döpping (29')	3

54

BALL POSSESSION LOSS

47



BEST PLAYERS

E. Olsen (90')	2
T. Larsen (90')	2
M. Dongsted (29')	2
R. Thomsen (90')	3
K. Petersen (90')	4

WORST PLAYERS

K. Lehm (90')	9
M. De Claville Bertelsen (90')	9
M. Damsbo (90')	8
J. Hansen (70')	7
K. Petersen (90')	4

BEST PLAYERS

E. Skovbo (90')	2
A. Hassan (70')	2
G. Reinholdt Gjøg (61')	2
R. Mortensen (90')	3
P. Döpping (29')	3

WORST PLAYERS

O. Lassen (87')	9
M. Drost (90')	6
P. Therkildsen (90')	6
S. Harsel (90')	6
H. Gamys (90')	4

TERRITORIAL COVERAGE



NÆSBY U19

HB KØGE U19



● FIRST HALF

○ SECOND HALF

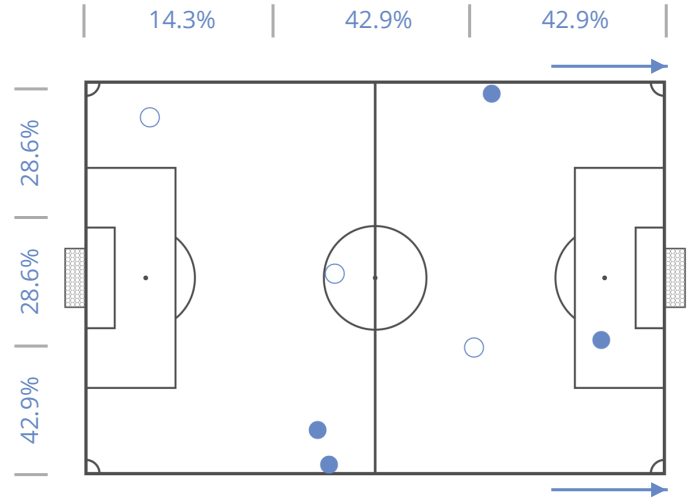
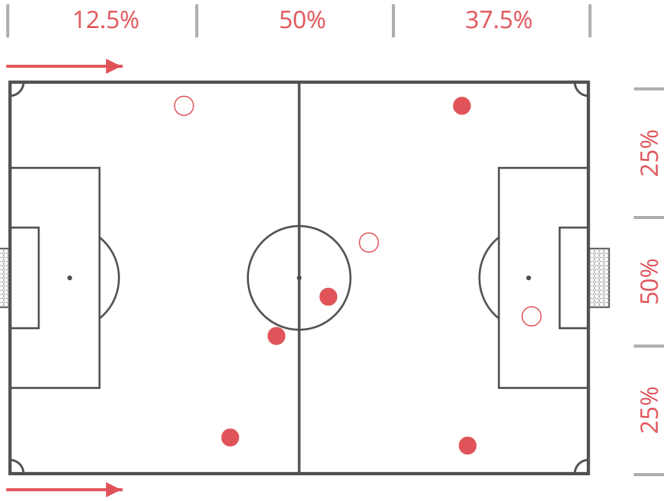
● FIRST HALF

○ SECOND HALF

8

FOULS COMMITTED

7



WORST PLAYERS

E. Olsen (90')	2
K. Petersen (90')	2
K. Lehm (90')	1
R. Thomsen (90')	1
O. Nielsen (61')	1

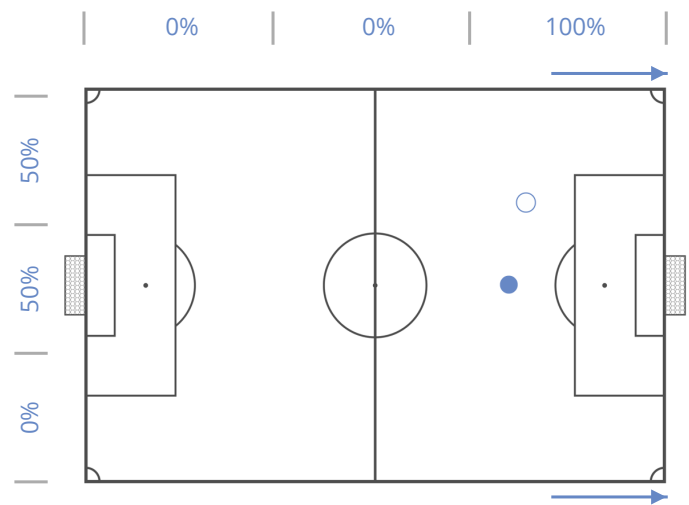
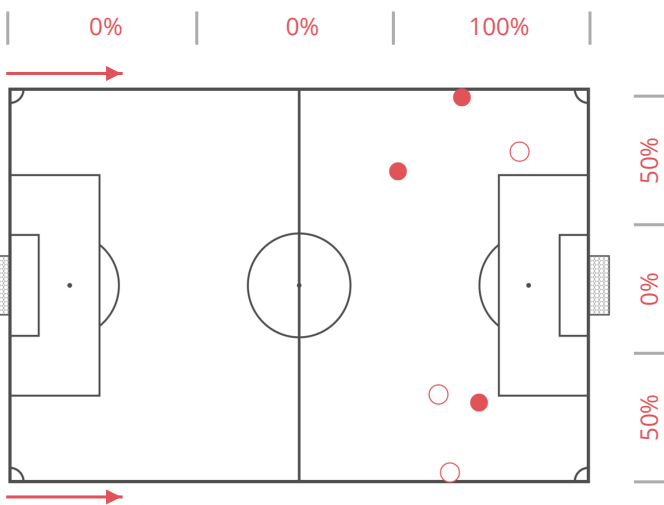
WORST PLAYERS

P. Therkildsen (90')	2
E. Skovbo (90')	1
R. Mortensen (90')	1
S. Harsel (90')	1
O. Lassen (87')	1

6

OFFSIDES

2



WORST PLAYERS

M. De Claville Bertelsen (90')	2
E. Olsen (90')	1
K. Lehm (90')	1
R. Thomsen (90')	1
T. Larsen (90')	1

WORST PLAYERS

M. Fahlen (90')	1
R. Mortensen (90')	1

TERRITORIAL COVERAGE



NÆSBY U19

HB KØGE U19



● FIRST HALF

○ SECOND HALF

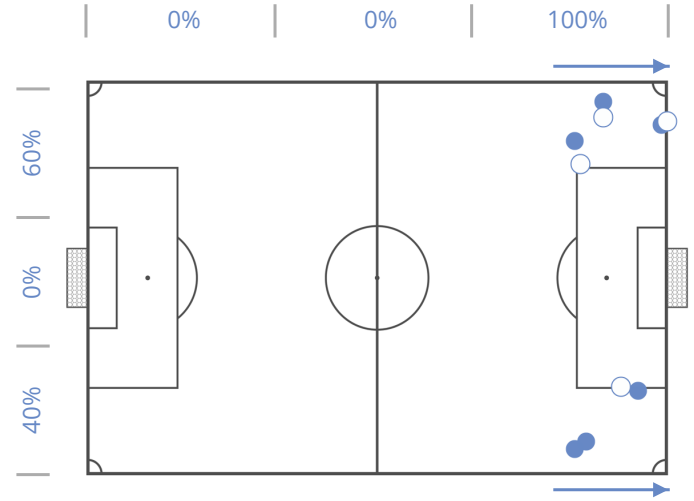
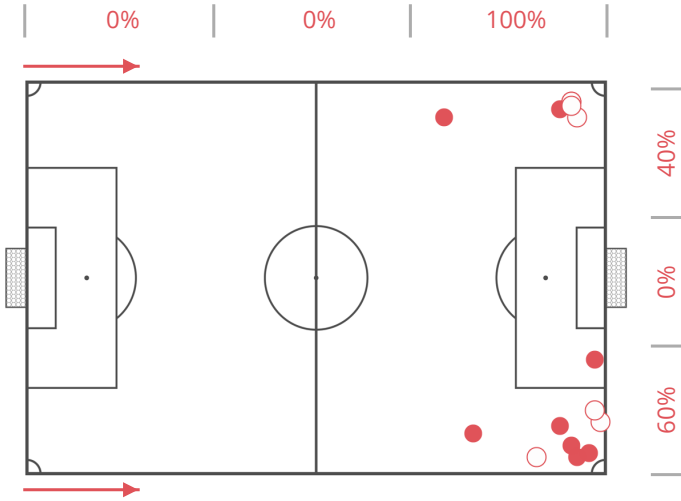
● FIRST HALF

○ SECOND HALF

15

CROSSES

10



BEST PLAYERS

K. Lehm (90')	4
M. De Claville Bertelsen (90')	4
R. Espersen (81')	3
T. Larsen (90')	2
E. Olsen (90')	1

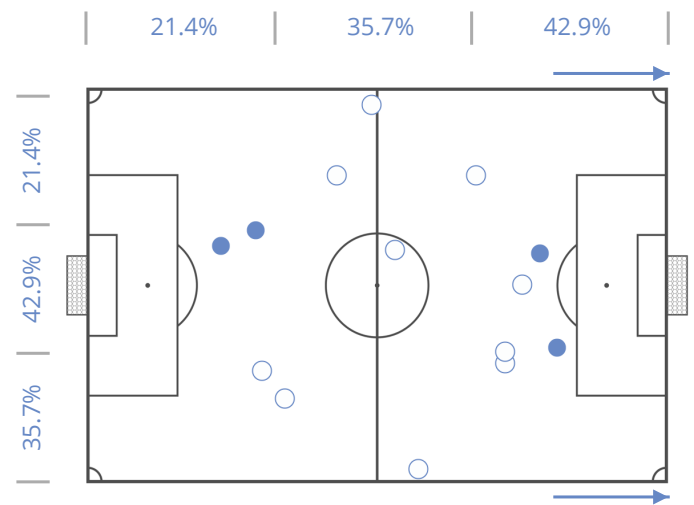
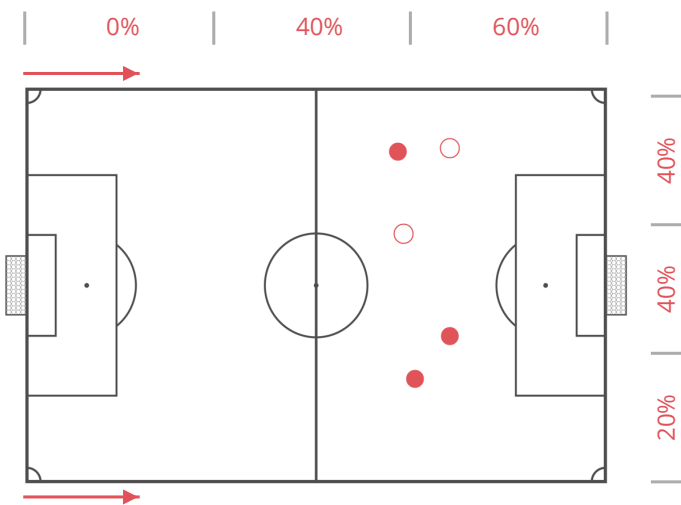
BEST PLAYERS

S. Harsel (90')	3
R. Mortensen (90')	2
G. Reinholdt Gjøg (61')	2
P. Therkildsen (90')	1
O. Lassen (87')	1

5

THROUGH PASSES

14



BEST PLAYERS

M. De Claville Bertelsen (90')	2
K. Petersen (90')	1
R. Thomsen (90')	1
T. Larsen (90')	1

BEST PLAYERS

E. Skovbo (90')	2
P. Therkildsen (90')	2
O. Lassen (87')	2
A. Hassan (70')	2
M. Krüger (20')	2



DUELS

● FIRST HALF

○ SECOND HALF



NÆSBY U19

HB KØGE U19



● WON

● NEUT.

● LOST

● WON

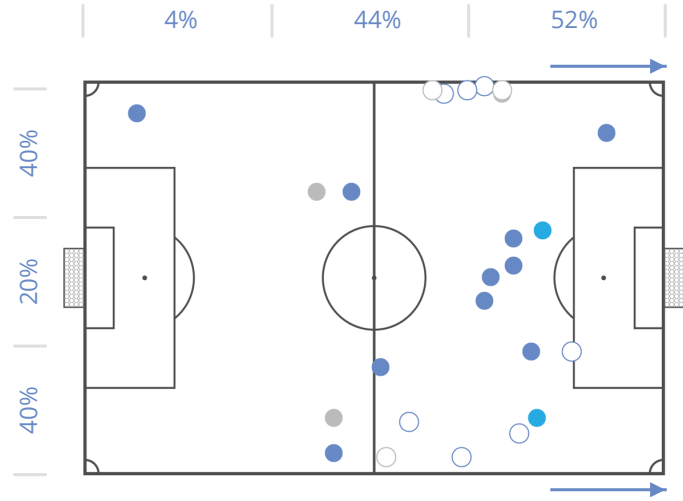
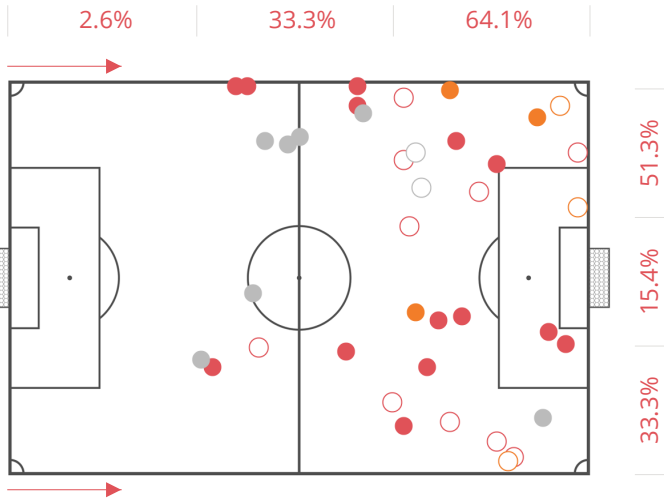
● NEUT.

● LOST

39

1 VS 1 DRIBBLING

25



BEST PLAYERS

DUELS WON NEUT. LOST

M. De Claville Bertelsen (90')	13	11	1	1
R. Thomsen (90')	5	1	2	2
E. Olsen (90')	4	4	0	0
T. Larsen (90')	4	3	1	0
O. Nielsen (61')	4	2	0	2

BEST PLAYERS

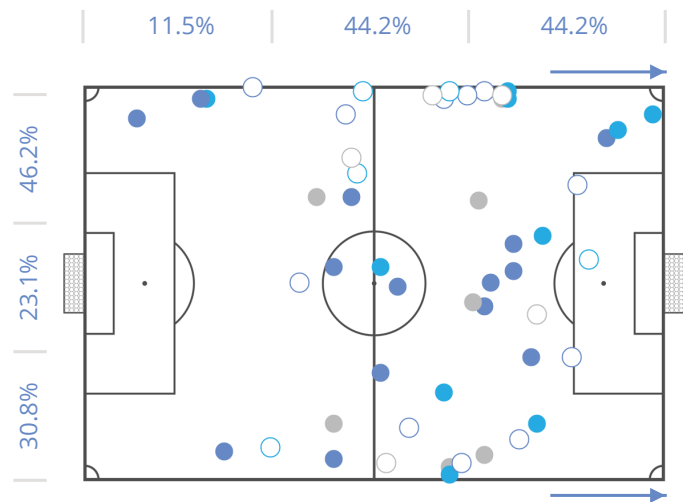
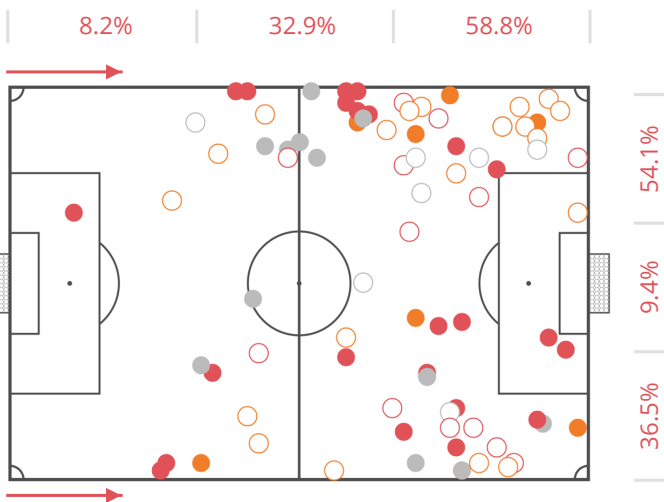
DUELS WON NEUT. LOST

P. Therkildsen (90')	8	6	1	1
R. Mortensen (90')	4	2	0	2
A. Hassan (70')	4	4	0	0
M. Fahlen (90')	3	1	0	2
O. Lassen (87')	3	2	0	1

107

ATTACKING DUELS

54



BEST PLAYERS

DUELS WON NEUT. LOST

M. De Claville Bertelsen (90')	23	15	6	2
R. Thomsen (90')	15	3	6	6
T. Larsen (90')	15	6	6	3
R. Espersen (81')	8	3	4	1
O. Nielsen (61')	6	2	2	2

BEST PLAYERS

DUELS WON NEUT. LOST

O. Lassen (87')	13	8	3	2
P. Therkildsen (90')	9	6	1	2
R. Mortensen (90')	8	2	3	3
A. Hassan (70')	7	4	2	1
M. Fahlen (90')	5	1	1	3

DUELS

● FIRST HALF

○ SECOND HALF



NÆSBY U19

HB KØGE U19



● WON

● NEUT.

● LOST

● WON

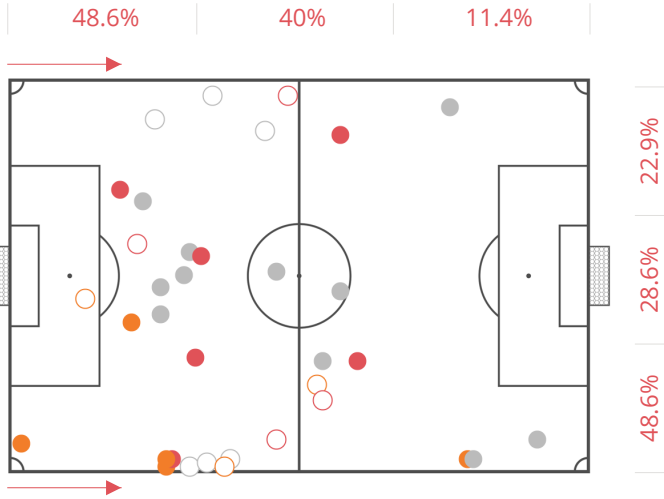
● NEUT.

● LOST

54

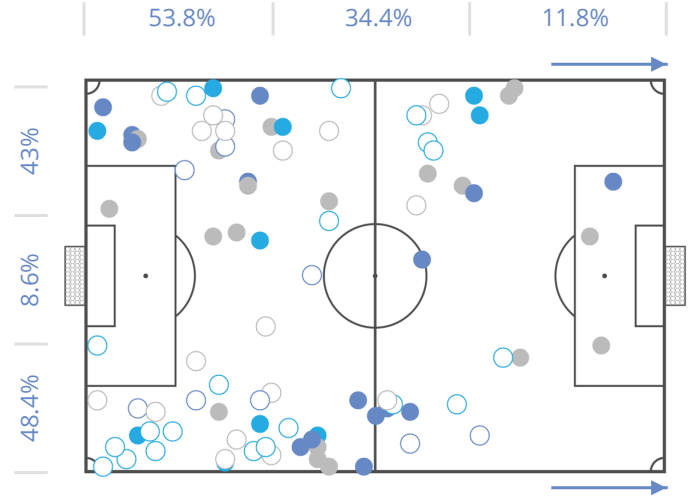
DEFENSIVE DUELS

107



BEST PLAYERS

	DUELS	WON	NEUT.	LOST
R. Espersen (81')	9	1	3	5
K. Petersen (90')	6	3	1	2
E. Olsen (90')	4	2	1	1
K. Lehm (90')	4	2	1	1
M. Damsbo (90')	4	1	1	2



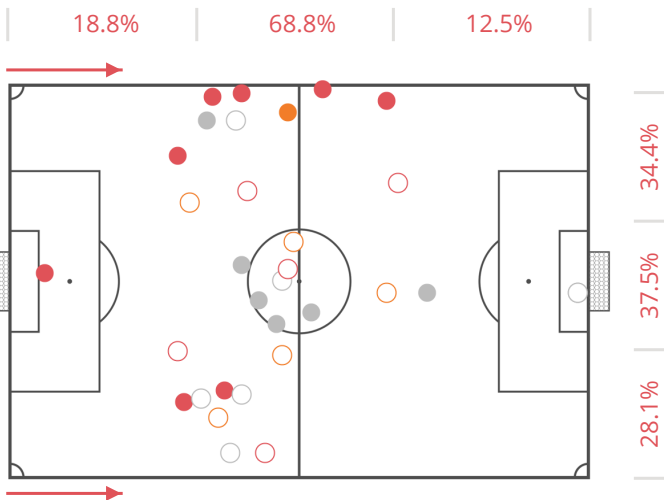
BEST PLAYERS

	DUELS	WON	NEUT.	LOST
P. Therkildsen (90')	21	4	10	7
O. Lassen (87')	13	1	5	7
P. Döpping (29')	10	3	6	1
S. Harsel (90')	9	1	2	6
M. Drost (90')	8	5	1	2

44

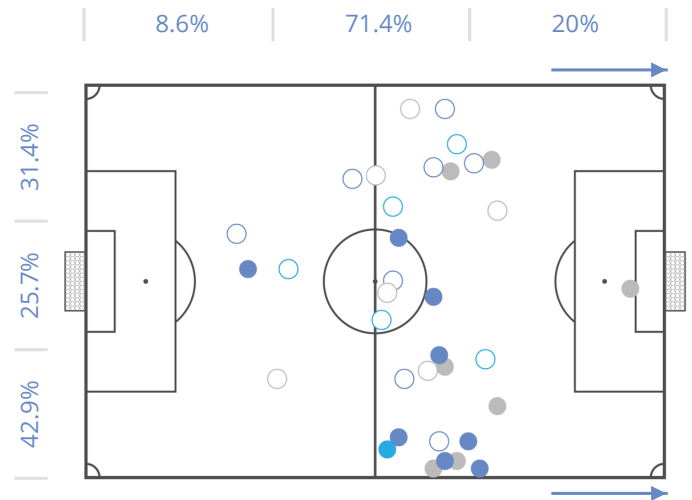
AERIAL DUELS

44



BEST PLAYERS

	DUELS	WON	NEUT.	LOST
M. Damsbo (90')	6	3	0	3
K. Lehm (90')	4	1	2	1
J. Hansen (70')	4	1	1	2
K. Petersen (90')	3	2	0	1
M. De Claville Bertelsen (90')	3	3	0	0



BEST PLAYERS

	DUELS	WON	NEUT.	LOST
R. Mortensen (90')	11	5	1	5
O. Lassen (87')	6	2	1	3
G. Reinholdt Gjøg (61')	5	2	1	2
M. Fahlen (90')	4	2	1	1
M. Drost (90')	3	1	1	1

DUELS GRID

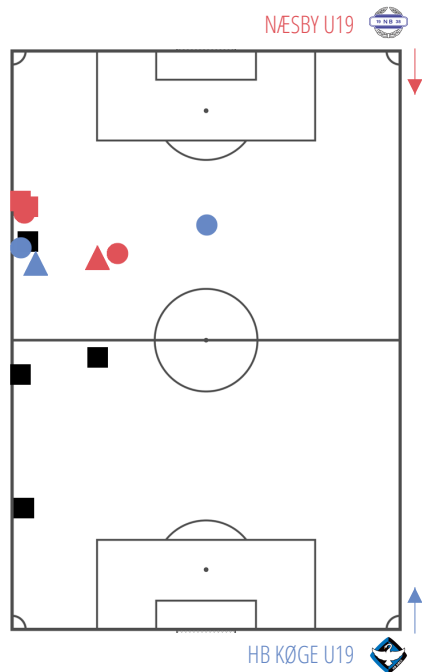
HB KØGE U19

NÆSBY U19

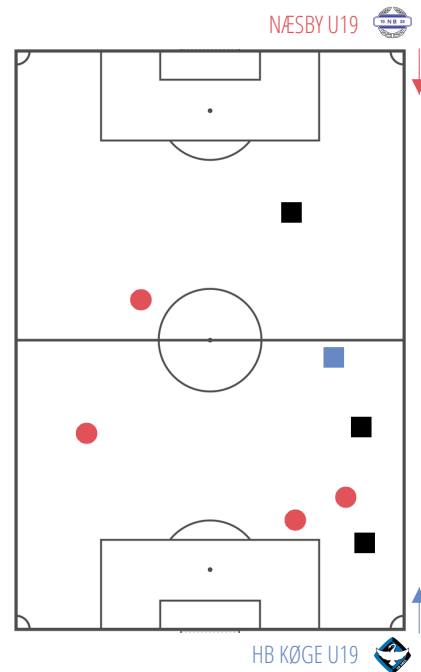
	21. L. Barbera Jensen	11. M. Fahlen	2. G. Reinholdt Gjøg	3. E. Skovbo	5. S. Harsel	4. H. Gamys	7. P. Therkildsen	6. M. Drost	9. R. Mortensen	8. O. Lassen	10. A. Hassan	15. P. Döpping	14. P. Karim	12. M. Krüger
1. J. Gadkjær								1	1					
13. R. Espersen		1					3	1		12	1			
5. J. Hansen									6		3			
4. M. Damsbo	1						1		7	2				
2. K. Lehm		1	3				3		4		1	1		4
3. E. Olsen		1			6					3				
10. M. De Claville Bertelsen		2	3	3	1		8			1	2	2		1
7. T. Larsen	1				3	1	5	1		1		1		
11. O. Nielsen		2	3				5	1	1		3			
8. K. Petersen		2					4	3	1	2	1			
6. R. Thomsen	1		2	3		4	3	1		1	1	3		
14. R. Rasmussen	1				1		1		2	1				
9. M. Dongsted		1					1					3		2
12. A. Kjerstad	1							1						

△ AIR CHALL.     
  GROUND CHALL.     
 ○ DRIBBLES  
● WON BY NÆSBY U19     
 ● WON BY HB KØGE U19     
 ● NEUTRAL DUELS

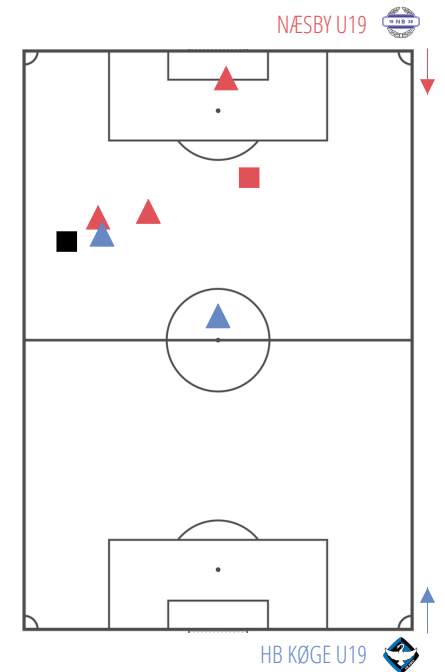
**12** R. Espersen  
O. Lassen



**8** M. De Claville Bertelsen  
P. Therkildsen



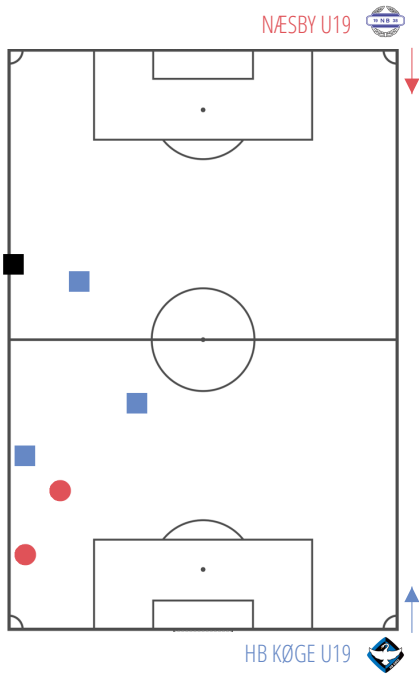
**7** M. Damsbo  
R. Mortensen



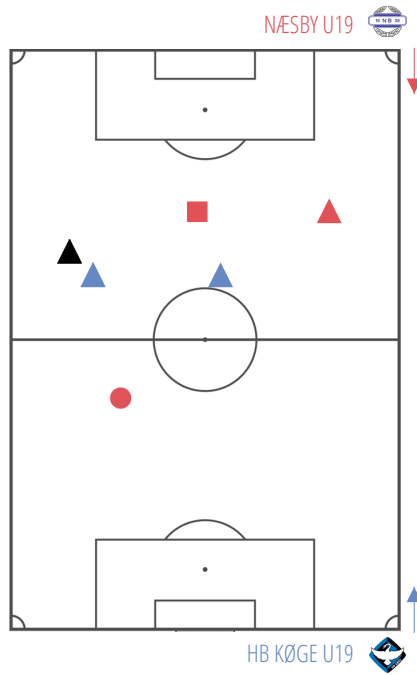
DUELS GRID

● WON BY NÆSBY U19     
  GROUND CHALL.     
 ○ DRIBBLES  
● WON BY HB KØGE U19     
 ▲ AIR CHALL.     
 ● NEUTRAL DUELS

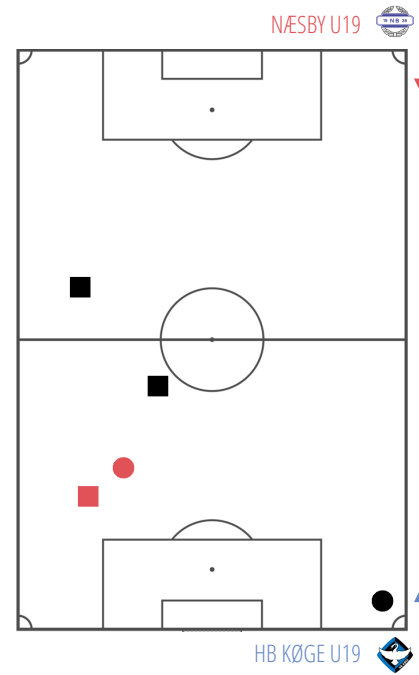
**6** E. Olsen  
S. Harsel



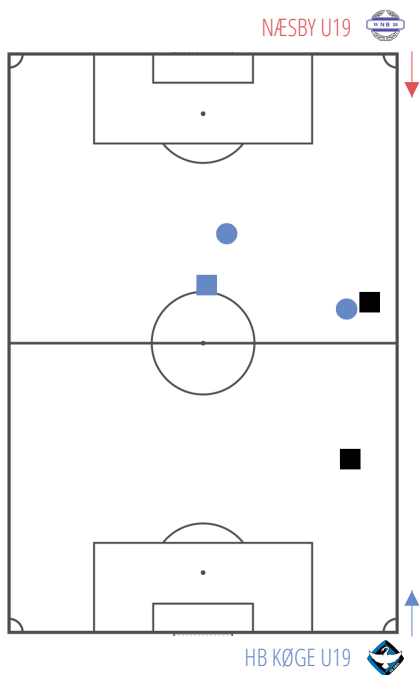
**6** J. Hansen  
R. Mortensen



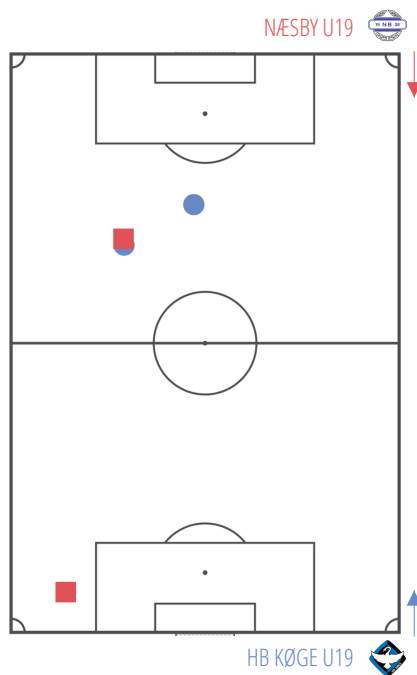
**5** T. Larsen  
P. Therkildsen



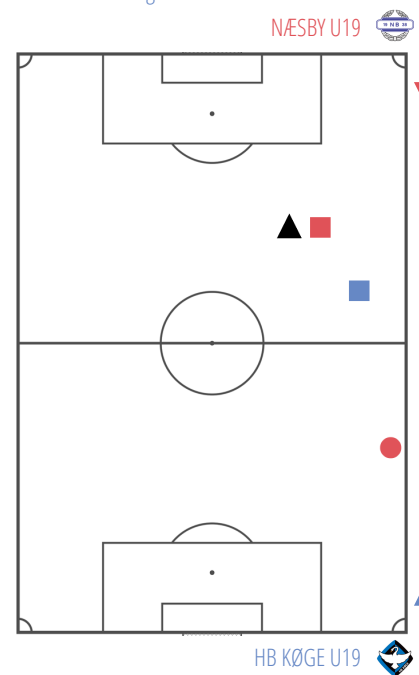
**5** O. Nielsen  
P. Therkildsen



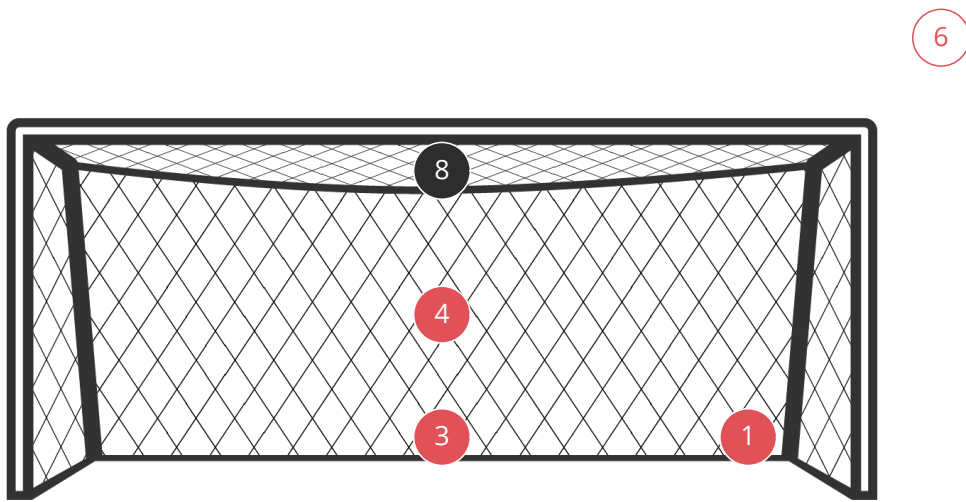

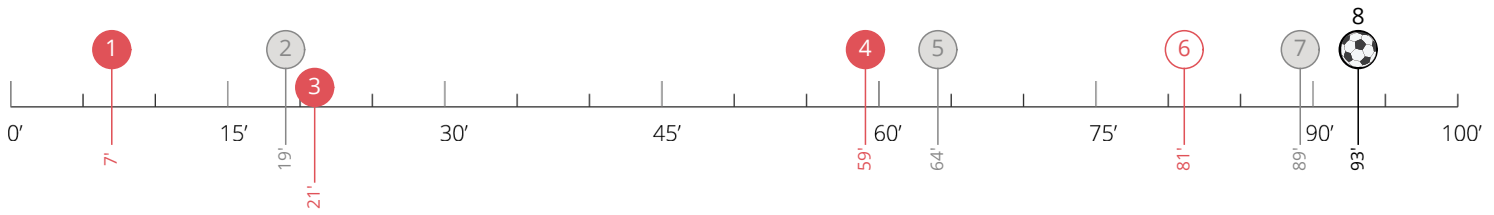
**4** K. Petersen  
P. Therkildsen



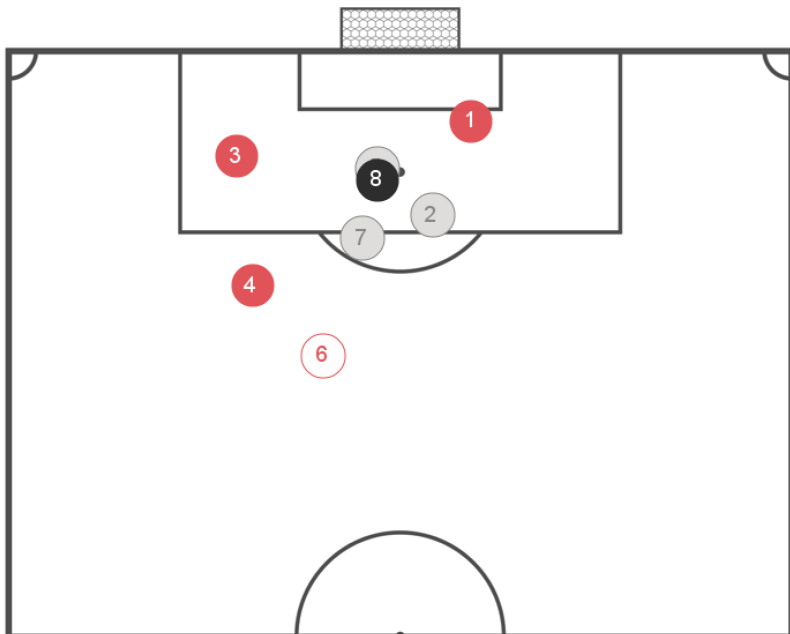
**4** K. Lehm  
M. Krüger



NÆSBY U19: GOALS AND STRIKES



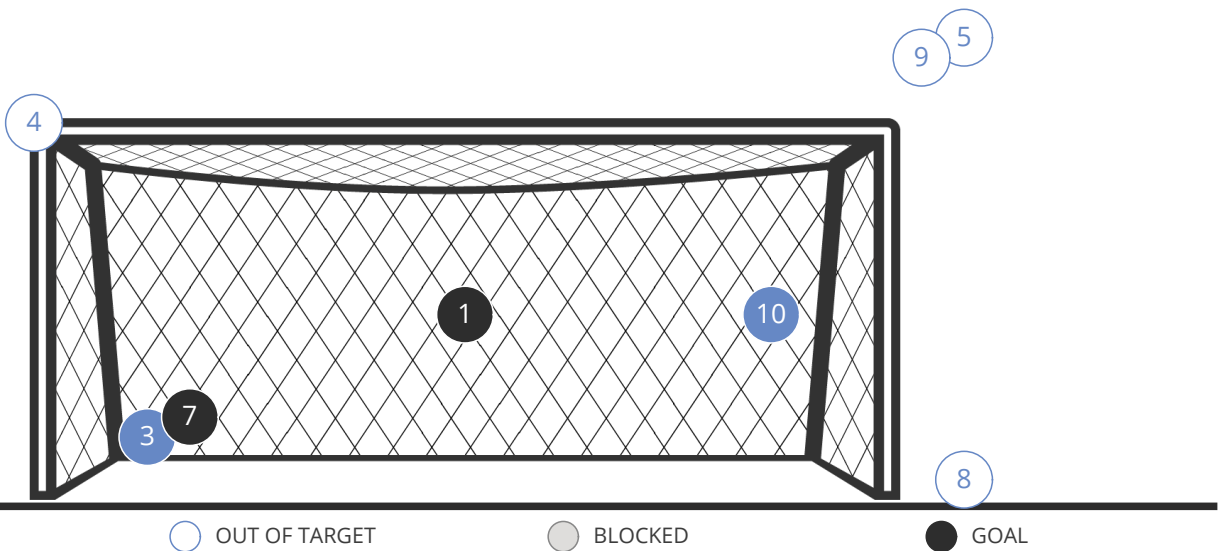

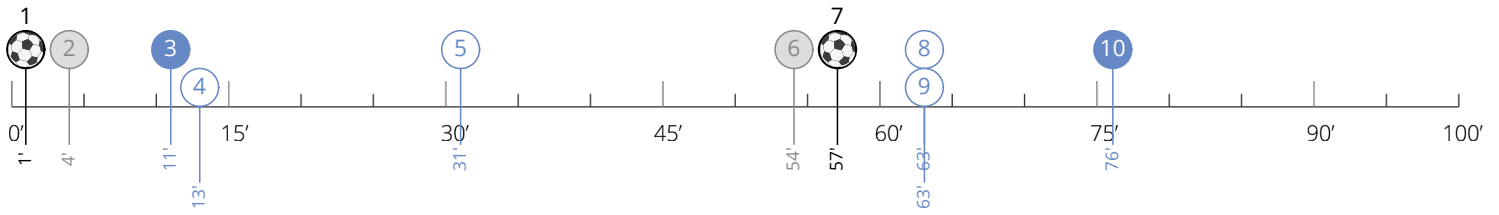
● ON TARGET      ○ OUT OF TARGET      ● BLOCKED      ● GOAL



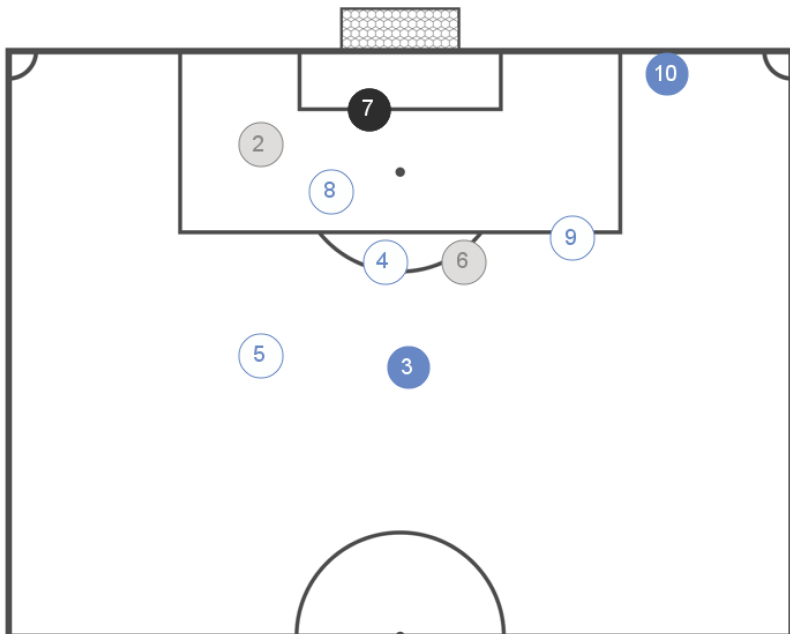
PLAYERS

NUMBER	NAME	FOOT
1	T. Larsen	Left
2	M. De Claville Bertelsen	Right
3	R. Thomsen	Right
4	R. Thomsen	Right
5	R. Thomsen	Left
6	K. Petersen	Right
7	R. Thomsen	Right
8	M. Damsbo	Right

HB KØGE U19: GOALS AND STRIKES



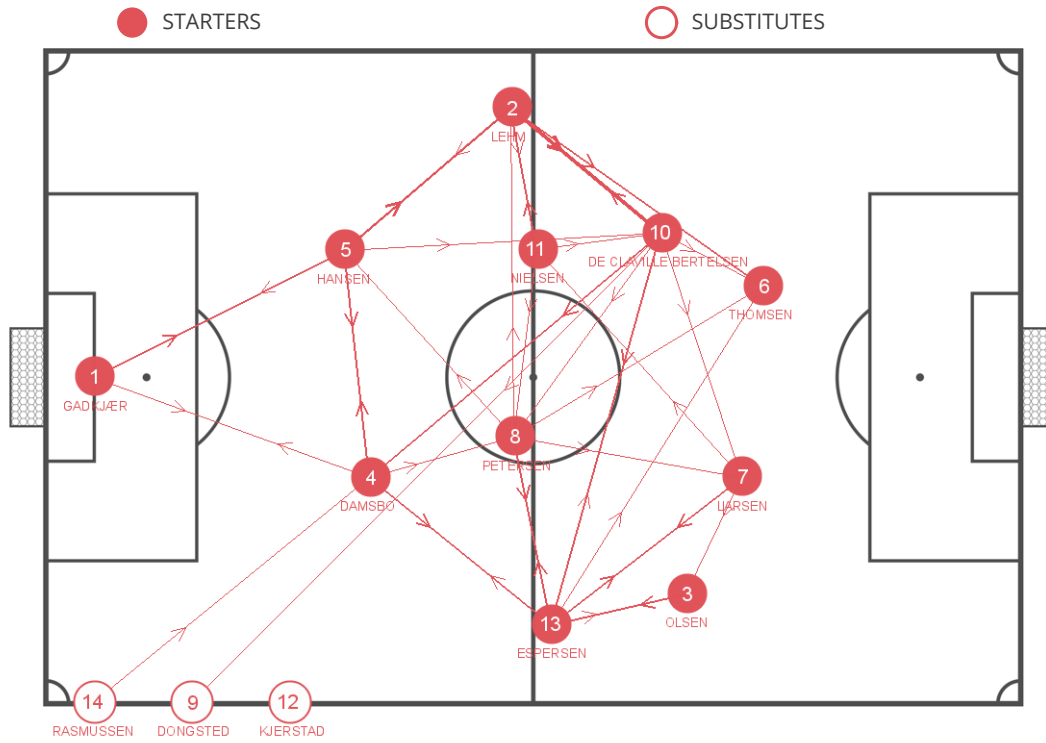
● ON TARGET      ○ OUT OF TARGET      ● BLOCKED      ● GOAL



PLAYERS

NUMBER	NAME	FOOT
1	O. Lassen	Right
2	R. Mortensen	Left
3	M. Fahlen	Right
4	A. Hassan	Left
5	M. Fahlen	Right
6	A. Hassan	Right
7	O. Lassen	Right
8	O. Lassen	Heading
9	A. Hassan	Right
10	R. Mortensen	Right

NÆSBY U19: PASSES



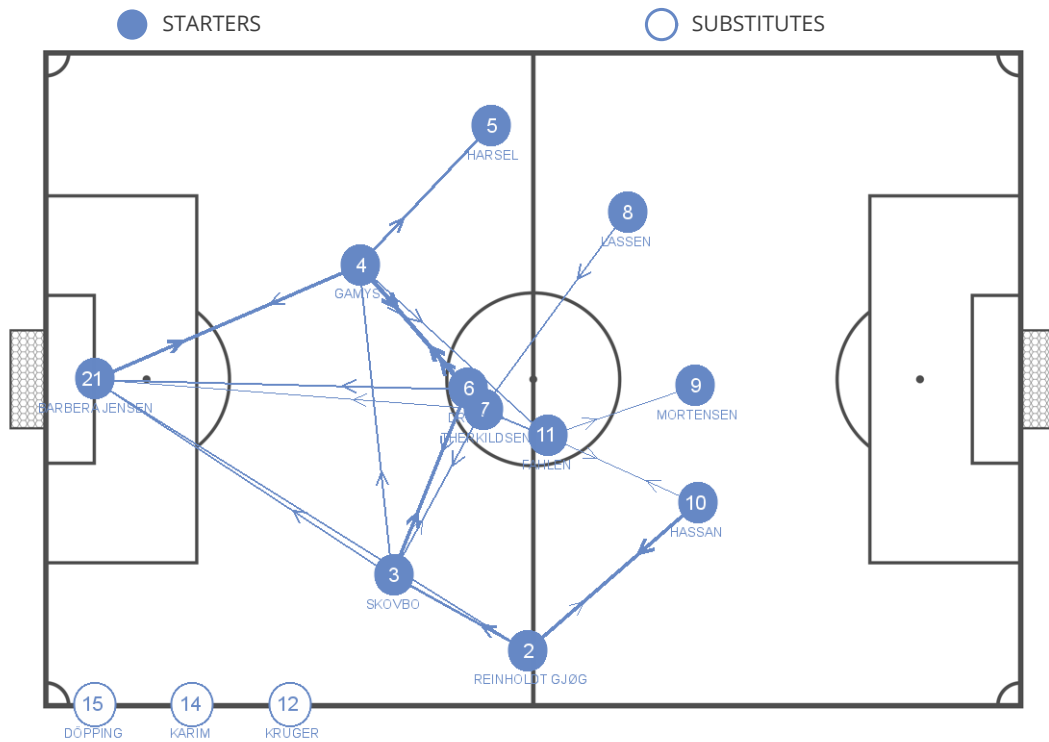
	1. J. Gadkjær	13. R. Espersen	5. J. Hansen	4. M. Damsbo	2. K. Lehm	3. E. Olsen	10. M. De Claville Bertelsen	7. T. Larsen	11. O. Nielsen	8. K. Petersen	6. R. Thomsen	14. R. Rasmussen	9. M. Dongsted	12. A. Kjerstad
1. J. Gadkjær			5	4	2				1 (1)	1		1		
13. R. Espersen			1	4		4	3	6		6	3			
5. J. Hansen	4	2 (2)		5	9	1 (1)	3 (1)	1		1	1 (1)		1	
4. M. Damsbo	3	7	6			2 (1)	1	1		4	1 (1)			
2. K. Lehm	1		4			1	10 (2)	2 (2)	3 (1)		7 (2)		1	
3. E. Olsen	1	5					1	1			1	1		
10. M. De Claville Bertelsen	1	6 (1)		5	6	2		4 (1)	2	3	3 (1)		3	
7. T. Larsen		5	1		1	3	1		3	2	2		2	
11. O. Nielsen		1			6		4	1		4				
8. K. Petersen		7 (1)	4	2 (1)	3 (1)	2	1	3	2		4 (1)	1		
6. R. Thomsen					1	2	1	1	1	2				
14. R. Rasmussen				3 (1)	1		1	1					1	
9. M. Dongsted					1		2			1	1			
12. A. Kjerstad												1		

PASSES RECEIVED BY THE PLAYER

PASSES MADE BY THE PLAYER

(\*) HIGH PASSES

HB KØGE U19: PASSES



	21. L. Barbera Jensen	11. M. Fahlen	2. G. Reinholdt Gjøg	3. E. Skovbo	5. S. Harsel	4. H. Gamys	7. P. Therkildsen	6. M. Drost	9. R. Mortensen	8. O. Lassen	10. A. Hassan	15. P. Döpping	14. P. Karim	12. M. Krüger
21. L. Barbera Jensen		2 (1)	3 (1)	3 (1)		12 (1)		2	3 (3)	3 (3)	2 (2)			1 (1)
11. M. Fahlen			3	3	2 (1)	3	3	3	4 (3)	2	4	2	1	
2. G. Reinholdt Gjøg	6	2		8		2	2		1	1	4			
3. E. Skovbo	6	3	2			6	4	11	3 (2)	2 (1)	3	1		
5. S. Harsel		1				3	3	1	2 (1)	2	1			
4. H. Gamys	7	6 (1)	1	3	8		6	13	2 (2)	2 (1)	2 (2)			
7. P. Therkildsen	4	5	2	5	2 (1)	10		6	3 (1)	2	1	1 (1)		
6. M. Drost	6	1		6	3 (1)	14	9 (1)		2 (2)	3 (1)	3 (1)	3 (1)		2
9. R. Mortensen			1			2	2			1				1
8. O. Lassen		3	1		2		7 (1)	3	2		1			
10. A. Hassan		4	10		2		2	2	1	1				
15. P. Döpping				2		1	1 (1)	1 (1)		1	2			2 (1)
14. P. Karim							1							
12. M. Krüger		3						1	1			2		

PASSES RECEIVED BY THE PLAYER

PASSES MADE BY THE PLAYER

(\*) HIGH PASSES



NÆSBY U19: PLAYER EVENTS

		MINUTES PLAYED	GOALS / GOALS ON PENALTY	ASSISTS	TOUCHES	SHOTS / ON TARGET	FOULS COMM. / CONCEDED	YELLOW CARDS / RED CARDS	OFFSIDES	FREE K. SHOTS / ON TARGET	FREE K. CROSS / ACCURATE	CORNERS / ACCURATE	THROW INS / ACCURATE
1	J. Gadkjær	90	0/0	0	24	0/0	0/0	0/0	0	0/0	0/0	0/0	0/0
13	R. Espersen	81	0/0	0	41	0/0	0/1	0/0	0	0/0	0/0	0/0	13/10
5	J. Hansen	70	0/0	0	39	0/0	0/0	0/0	0	0/0	0/0	0/0	0/0
4	M. Damsbo	90	1/0	0	41	1/1	0/0	0/0	0	0/0	0/0	0/0	0/0
2	K. Lehm	90	0/0	0	48	0/0	1/1	0/0	1	0/0	0/0	0/0	11/11
3	E. Olsen	90	0/0	0	17	0/0	2/1	0/0	1	0/0	0/0	0/0	0/0
10	M. De Claville Bertelsen	90	0/0	0	48	1/0	0/1	0/0	2	0/0	0/0	5/3	1/1
7	T. Larsen	90	1/1	0	31	1/1	0/0	0/0	1	0/0	2/0	6/2	0/0
11	O. Nielsen	61	0/0	0	21	0/0	1/0	0/0	0	0/0	0/0	0/0	1/1
8	K. Petersen	90	0/0	0	41	1/0	2/0	0/0	0	0/0	0/0	0/0	0/0
6	R. Thomsen	90	0/0	0	15	4/2	1/1	1/0	1	0/0	0/0	1/1	0/0
14	R. Rasmussen	20	0/0	1	10	0/0	1/1	0/0	0	0/0	0/0	0/0	0/0
9	M. Dongsted	29	0/0	0	11	0/0	0/1	0/0	0	0/0	0/0	0/0	0/0
12	A. Kjerstad	9	0/0	0	1	0/0	0/0	1/0	0	0/0	0/0	0/0	0/0

		DUELS / WON	GROUND CHALL. / WON	AIR CHALL. / WON	ATTACKING CHALL.	DEFENDING CHALL.	DRIBBLES	TACKLES	DEFENDING 1V1	RECOVERED IN OPP. HALF	LOSSES IN OPP. HALF
1	J. Gadkjær	3/2	2/1	1/1	0	1	0	0	1	0	0
13	R. Espersen	22/6	20/5	2/1	8	9	3	0	7	3	3
5	J. Hansen	9/3	5/2	4/1	0	3	0	1	2	0	0
4	M. Damsbo	14/5	8/2	6/3	0	4	0	0	1	1	0
2	K. Lehm	20/9	16/8	4/1	4	4	3	0	2	0	2
3	E. Olsen	13/7	13/7	0/0	5	4	4	0	1	2	2
10	M. De Claville Bertelsen	30/20	27/17	3/3	23	1	13	0	1	5	9
7	T. Larsen	15/6	15/6	0/0	15	0	4	0	0	2	1
11	O. Nielsen	18/3	15/2	3/1	6	4	4	0	3	3	1
8	K. Petersen	13/7	10/5	3/2	3	6	3	0	2	2	2
6	R. Thomsen	23/6	21/5	2/1	15	0	5	0	0	1	2
14	R. Rasmussen	8/2	6/2	2/0	1	0	0	0	0	1	0
9	M. Dongsted	7/1	6/1	1/0	5	0	0	0	0	2	1
12	A. Kjerstad	2/0	0/0	2/0	0	0	0	0	0	1	0

		PASSES / ACCURATE	% ACCURATE	LONG PASSES / ACCURATE	THROUGH PASSES / ACCURATE	IN THE BOX / ACCURATE	CROSSES / ACCURATE	CROSS FROM BYLINE	CROSS HIGH	CROSS LOW	CROSS BLOCKED
1	J. Gadkjær	23/16	70	8/2	0/0	0/0	0/0	0	0	0	0
13	R. Espersen	38/30	79	2/0	0/0	1/0	3/1	2	1	2	0
5	J. Hansen	37/29	79	10/5	0/0	0/0	0/0	0	0	0	0
4	M. Damsbo	35/27	78	8/4	0/0	0/0	0/0	0	0	0	0
2	K. Lehm	44/31	71	16/5	0/0	0/0	4/3	3	4	0	0
3	E. Olsen	14/10	72	1/0	0/0	0/0	1/1	1	0	1	0
10	M. De Claville Bertelsen	44/33	75	5/3	2/0	1/1	4/3	3	1	3	0
7	T. Larsen	30/25	84	2/0	1/1	1/0	2/1	2	1	1	0
11	O. Nielsen	20/16	80	0/0	0/0	0/0	0/0	0	0	0	0
8	K. Petersen	36/29	81	5/4	1/0	0/0	1/0	1	0	0	1
6	R. Thomsen	10/8	80	0/0	1/0	1/1	0/0	0	0	0	0
14	R. Rasmussen	9/7	78	2/1	0/0	0/0	0/0	0	0	0	0
9	M. Dongsted	10/5	50	1/0	0/0	0/0	0/0	0	0	0	0
12	A. Kjerstad	1/1	100	0/0	0/0	0/0	0/0	0	0	0	0

HB KØGE U19: PLAYER EVENTS

		MINUTES PLAYED	GOALS / GOALS ON PENALTY	ASSISTS	TOUCHES	SHOTS / ON TARGET	FOULS COMM. / CONCEDED	YELLOW CARDS / RED CARDS	OFFSIDES	FREE K. SHOTS / ON TARGET	FREE K. CROSS / ACCURATE	CORNERS / ACCURATE	THROW INS / ACCURATE
21	L. Barbera Jensen	90	0/0	0	41	0/0	0/0	1/0	0	0/0	0/0	0/0	0/0
11	M. Fahlen	90	0/0	0	43	2/1	0/0	0/0	1	0/0	0/0	0/0	0/0
2	G. Reinholdt Gjøg	61	0/0	0	34	0/0	0/1	0/0	0	0/0	0/0	0/0	6/6
3	E. Skovbo	90	0/0	0	54	0/0	1/1	0/0	0	0/0	0/0	0/0	0/0
5	S. Harsel	90	0/0	0	23	0/0	1/2	1/0	0	0/0	0/0	0/0	11/10
4	H. Gamys	90	0/0	0	70	0/0	0/0	0/0	0	0/0	0/0	0/0	0/0
7	P. Therkildsen	90	0/0	0	61	0/0	2/0	0/0	0	0/0	0/0	0/0	0/0
6	M. Drost	90	0/0	0	64	0/0	0/0	0/0	0	0/0	0/0	0/0	0/0
9	R. Mortensen	90	0/0	1	13	2/1	1/0	0/0	1	0/0	0/0	0/0	0/0
8	O. Lassen	87	2/0	0	32	3/2	1/3	0/0	0	0/0	0/0	0/0	0/0
10	A. Hassan	70	0/0	1	30	3/0	1/1	0/0	0	0/0	0/0	1/0	0/0
15	P. Döpping	29	0/0	0	16	0/0	0/0	0/0	0	0/0	0/0	0/0	3/3
14	P. Karim	3	0/0	0	1	0/0	0/0	0/0	0	0/0	0/0	0/0	0/0
12	M. Krüger	20	0/0	0	8	0/0	0/0	0/0	0	0/0	0/0	0/0	0/0

		DUELS / WON	GROUND CHALL. / WON	AIR CHALL. / WON	ATTACKING CHALL.	DEFENDING CHALL.	DRIBBLES	TACKLES	DEFENDING 1V1	RECOVERED IN OPP. HALF	LOSSES IN OPP. HALF
21	L. Barbera Jensen	5/3	3/1	2/2	0	1	0	0	1	0	0
11	M. Fahlen	17/5	13/3	4/2	5	5	3	0	4	3	2
2	G. Reinholdt Gjøg	17/6	12/4	5/2	4	6	1	0	3	0	2
3	E. Skovbo	8/5	7/4	1/1	2	5	1	0	2	0	1
5	S. Harsel	13/4	13/4	0/0	1	9	0	0	5	0	2
4	H. Gamys	8/6	7/6	1/0	0	6	0	1	3	0	0
7	P. Therkildsen	39/12	39/12	0/0	9	21	8	0	10	4	3
6	M. Drost	14/7	11/6	3/1	2	8	1	0	4	2	3
9	R. Mortensen	27/9	16/4	11/5	8	1	4	0	0	2	2
8	O. Lassen	35/11	29/9	6/2	13	13	3	0	3	3	6
10	A. Hassan	17/9	14/6	3/3	7	4	4	0	1	2	2
15	P. Döpping	11/3	11/3	0/0	0	10	0	0	2	1	0
14	P. Karim	1/0	1/0	0/0	1	0	0	0	0	0	0
12	M. Krüger	8/2	7/2	1/0	0	5	0	0	3	0	0

		PASSES / ACCURATE	% ACCURATE	LONG PASSES / ACCURATE	THROUGH PASSES / ACCURATE	IN THE BOX / ACCURATE	CROSSES / ACCURATE	CROSS FROM BYLINE	CROSS HIGH	CROSS LOW	CROSS BLOCKED
21	L. Barbera Jensen	39/30	77	20/12	1/0	0/0	0/0	0	0	0	0
11	M. Fahlen	40/31	78	4/4	1/0	0/0	0/0	0	0	0	0
2	G. Reinholdt Gjøg	33/27	82	2/0	0/0	0/0	2/1	0	1	1	0
3	E. Skovbo	46/41	90	5/3	2/1	0/0	0/0	0	0	0	0
5	S. Harsel	21/13	62	2/1	1/0	1/0	3/1	2	2	1	0
4	H. Gamys	65/51	79	13/6	1/0	0/0	0/0	0	0	0	0
7	P. Therkildsen	53/42	80	5/3	2/0	1/0	1/0	0	1	0	0
6	M. Drost	59/52	89	9/7	1/0	1/1	0/0	0	0	0	0
9	R. Mortensen	12/7	59	1/0	0/0	1/1	2/1	1	1	1	0
8	O. Lassen	25/18	72	1/0	2/0	1/1	1/0	0	1	0	0
10	A. Hassan	26/22	85	0/0	2/0	1/1	1/1	1	1	0	0
15	P. Döpping	14/10	72	5/3	0/0	0/0	0/0	0	0	0	0
14	P. Karim	1/1	100	0/0	0/0	0/0	0/0	0	0	0	0
12	M. Krüger	8/8	100	0/0	2/2	0/0	0/0	0	0	0	0

## MATCH REPORT GUIDE

## SECTION 1

**AVERAGE POSITIONS**

Players position is calculated on an average detected point which takes into consideration every kind of action, including those with no ball possession.

White-filled circles are substitutes indicators.

## SECTION 2

**GENERALS****Average position**

It shows the barycentre of the team, considering the average place of its actions.

**CONSTRUCTION****Actions started by goalkeeper**

It considers all the actions started by the goalkeeper. It will be considered as a single one even if inside the same action he is involved more than once before the ball crosses the halfway line.

**Long pass**

Number of throws beyond the halfway line.

**Low**

Number of throws to a fellow teammate inside his half of the field.

**Right**

Number of actions crossing the halfway line in the right side.

**Left**

Number of actions crossing the halfway line in the left side.

**Center**

Number of actions crossing the halfway line in the central area.

**Failed**

Number of actions stopped before crossing the halfway line.

**ATTACKING PLAY****Actions finalization**

It shows team offensive dangerousness and the way it is carried out.

**Shot from outside of penalty area**

Number of team shots from outside the penalty area.

**Crosses**

It shows how many finalizations are completed straight after a cross from the flanks.

**Build-Up play**

It shows how many finalizations are completed straight after a build-up play.

**Long ball**

It shows how many finalizations are completed straight after a long ball.

**DEFENSIVE****Final Third Entries**

Number of times the opponent team plays the ball between the halfway line and the penalty area.

**Fouls near the box**

Number of fouls committed by the team nearby its penalty areas

## SECTION 3

**TERRITORIAL COVERAGE****Ball possession recovery**

It only takes into consideration the actual number of ball possession recoveries, even if temporary. Recoveries caused by opponents mistakes are not considered (i.e. ball kicked out of the pitch by the opponent).

## SECTION 4

**DUELS****Attacking duels**

Number of duels carried out when the team has ball possession.

**Defensive duels**

Number of duels carried out when the opponent team has ball possession.

## SECTION 7

**PASSES**

Players position is calculated on an average detected point based on the position occupied, considering every kind of action, including those with no ball possession.

Lines connecting players show the number of passes. The thicker is the line, the higher is the number of passes between each other.