



NÆSBY U19

Coach :

24/09/2016
U19 DIVISION 2016/2017

3 - 1



THISTED U19

Coach :



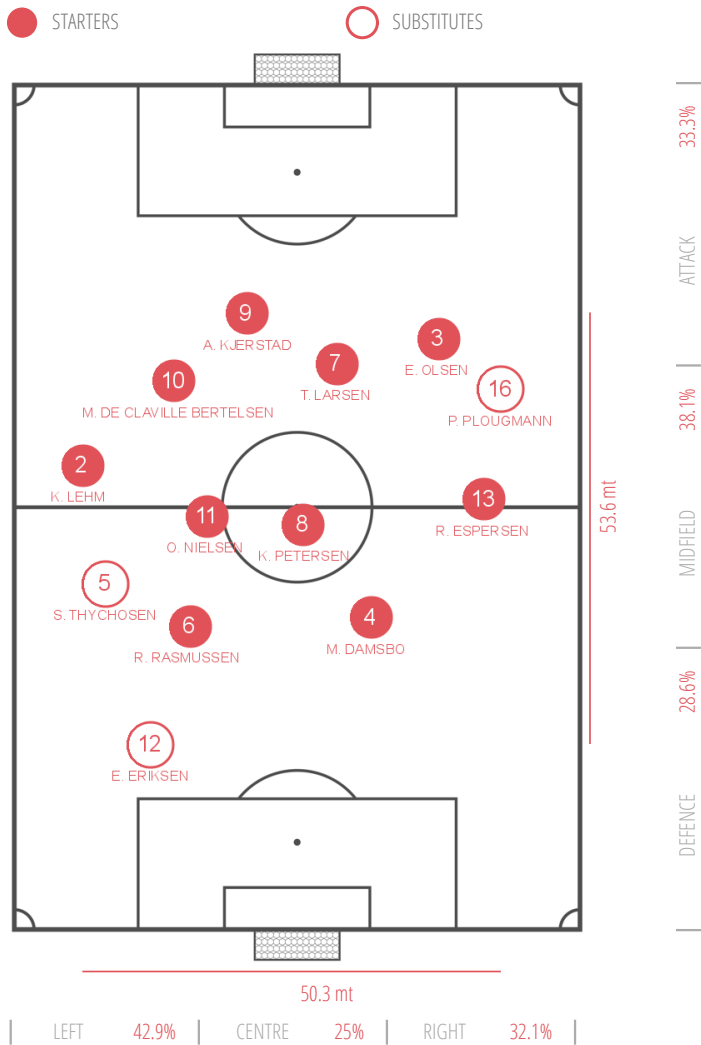
1	GKP	C. Frost Jensen (')				1	GKP	O. Slot (')			
13	DEF	R. Espersen ('99)				17	DEF	S. Søndergård (')	81'	←	
6	DEF	R. Rasmussen ('98)		77'	⚽	5	DEF	M. Bjerregaard ('97)			
4	DEF	M. Damsbo ('98)	68'	🟡		4	DEF	M. Myrthue ('99)	90'	⚽	
2	DEF	K. Lehm ('98)				14	DEF	L. Andersen ('99)			
3	MID	E. Olsen ('99)	78'	←		9	MID	K. Hedegaard ('99)			
9	MID	A. Kjerstad ('99)	63'	←		8	MID	R. Kragh ('98)			
10	MID	M. De Claville Bertelse				7	MID	M. Krogsgaard ('98)	75'	←	
7	MID	T. Larsen ('98)	90'	🟡	72'	⚽	6	MID	R. Strangholt ('99)		
11	MID	O. Nielsen ('99)	56'	←		11	FWD	M. Gasberg (')	58'	←	
8	MID	K. Petersen ('99)				10	FWD	M. Nielsen ('98)	80'	🟡	

SUBSTITUTES

12	DEF	E. Eriksen (')	63'	→		20	DEF	J. Stenumgaard ('99)	81'	→	
5	DEF	S. Thychoosen ('98)	56'	→	90'	🟡	12	MID	J. Søndergaard (')	58'	→
16	MID	P. Plougmann ('99)	78'	→	90'	⚽	21	MID	O. Bolt ('99)	75'	→

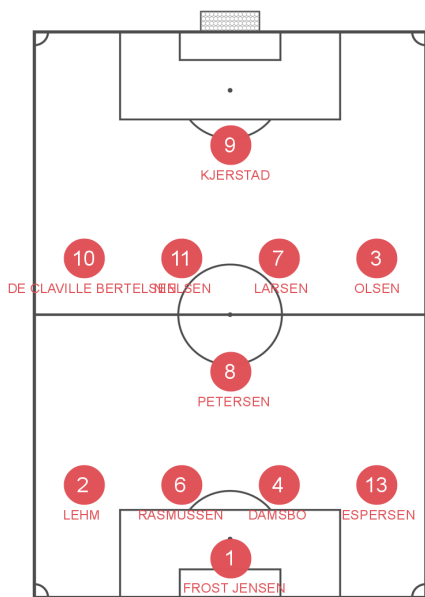
NÆSBY U19

AVERAGE POSITIONS



PLAYERS

13	DEF	R. Espersen
6	DEF	R. Rasmussen
4	DEF	M. Damsbo
2	DEF	K. Lehm
3	MID	E. Olsen
9	MID	A. Kjerstad
10	MID	M. De Claville Bertelsen
7	MID	T. Larsen
11	MID	O. Nielsen
8	MID	K. Petersen
12	DEF	E. Eriksen
5	DEF	S. Thychoesen
16	MID	P. Plougmann



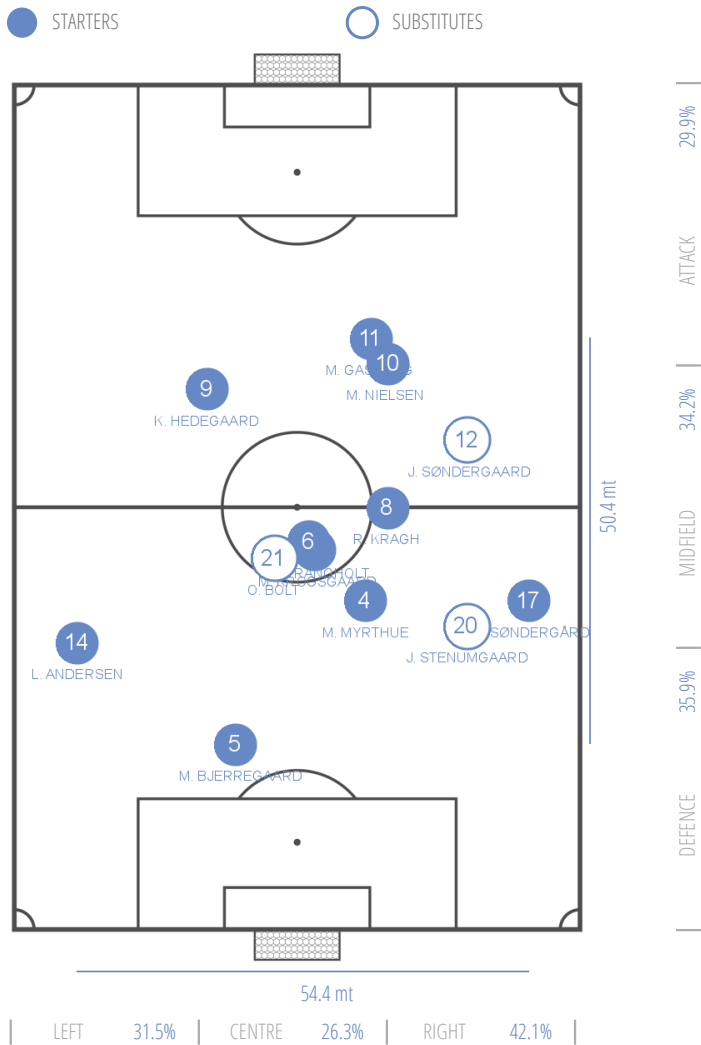
4-1-4-1
Used from 0' >> 66'



4-2-3-1
Used from 66' >> 95'

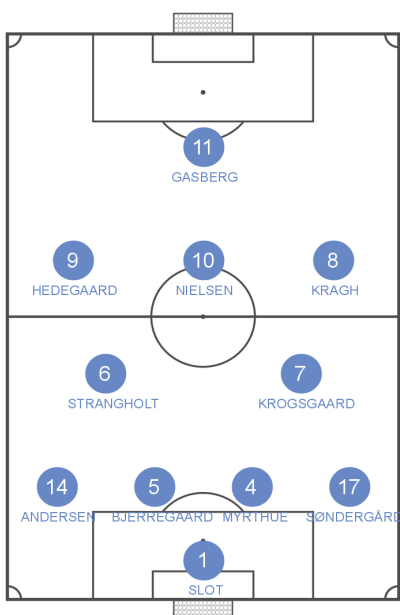
THISTED U19

AVERAGE POSITIONS

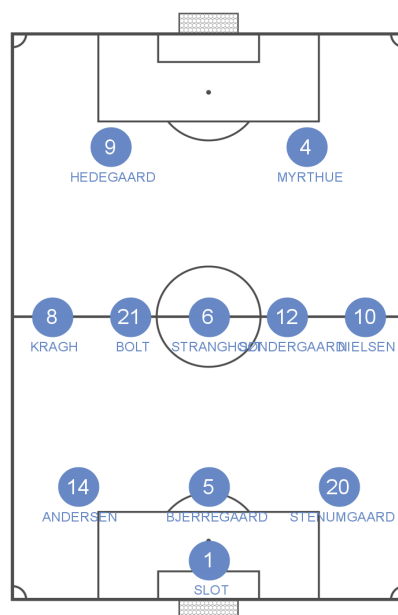


PLAYERS

17	DEF	S. Søndergaard
5	DEF	M. Bjerregaard
4	DEF	M. Myrthue
14	DEF	L. Andersen
9	MID	K. Hedegaard
8	MID	R. Kragh
7	MID	M. Krogsgaard
6	MID	R. Strangholt
11	FWD	M. Gasberg
10	FWD	M. Nielsen
20	DEF	J. Stenumgaard
12	MID	J. Søndergaard
21	MID	O. Bolt



4-2-3-1
Used from 0' >> 82'



3-5-2
Used from 82' >> 95'



NÆSBY U19



THISTED U19

	1 HALF	2 HALF	TOTAL	1 HALF	2 HALF	TOTAL
GENERALS						
BALL POSSESSION	19 min	16 min	35 min	10 min	15 min	25 min
AVERAGE POSITION	54.5 mt	55.1 mt	54.8 mt	51.9 mt	48.6 mt	50.25 mt
CORNERS	6	4	10	0	3	3
FREE KICK CROSS	0	0	0	1	4	5
FREE KICK SHOT	0	1	1	0	1	1
FOULS	3	6	9	3	7	10
OFFSIDES	4	0	4	2	1	3

CONSTRUCTION						
PASSES (% ACCURATE)	253 (83%)	178 (78.1%)	431 (81%)	114 (75.4%)	146 (68.5%)	260 (71.5%)
- Final Third Entries (% Accurate)	58 (77.6%)	54 (68.5%)	112 (73.2%)	30 (76.7%)	31 (51.6%)	61 (63.9%)
- Other (% Accurate)	195 (84.6%)	124 (82.3%)	319 (83.7%)	84 (75%)	115 (73%)	199 (73.9%)
LONG PASSES (% ACCURATE)	31 (45.2%)	22 (45.5%)	53 (45.3%)	18 (33.3%)	28 (53.6%)	46 (45.7%)
THROUGH PASSES (% ACCURATE)	1 (0%)	2 (50%)	3 (33.3%)	(0%)	1 (100%)	1 (100%)
COUNTERATTACKS	0	0	0	2	0	2
ACTIONS STARTED BY GOALKEEPER	10	13	23	10	10	20
- Long pass	1	0	1	6	4	10
- LOW	9	13	22	4	6	10
-- % Right	22.2%	30.8%	27.3%	0%	33.3%	20%
-- % Left	33.3%	46.2%	40.9%	75%	0%	30%
-- % Center	33.3%	15.4%	22.7%	25%	33.3%	30%
-- % Failed	11.1%	7.7%	9.1%	0%	33.3%	20%



NÆSBY U19



THISTED U19

	1 HALF	2 HALF	TOTAL	1 HALF	2 HALF	TOTAL
ATTACKING PLAY						
OPPORTUNITY (% SUCCESSFUL)	5 (0%)	4 (75%)	9 (33.3%)	2 (0%)	2 (50%)	4 (25%)
SHOTS	9	5	14	3	3	6
Shot from outside of penalty area	5	0	5	2	1	3
Shot from inside of penalty area	4	5	9	1	2	3
ACTIONS FINALIZATION	13	14	27	5	4	9
- Shot from outside of penalty area	5	0	5	2	1	3
- CROSSES	0	0	0	1	0	1
-- From left (%)	0	0	0	1 (100%)	0	1 (100%)
-- From right (%)	0	0	0	0	0	0 (0%)
- Build-Up play	6	13	19	2	3	5
- Long ball	2	1	3	0	0	0
DEFENSIVE						
SAVES	0	1	1	2	0	2
CLEARANCES	3	2	5	5	3	8
- Low	0	0	0	0	0	0
- High	3	2	5	5	3	8
BALL RECOVERY	53	59	112	46	45	91
- End action	22	17	39	25	20	45
- Real recovery	13	21	34	2	-4	-2
- Temporary recovery	18	21	39	19	29	48
FINAL THIRD ENTRIES	36	35	71	40	36	76
FOULS NEAR THE BOX	0	0	0	0	1	1

TERRITORIAL COVERAGE



NÆSBY U19



THISTED U19

● FIRST HALF

○ SECOND HALF

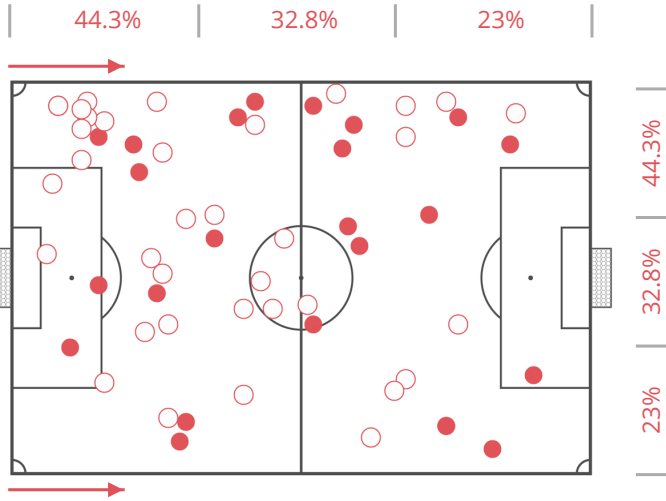
● FIRST HALF

○ SECOND HALF

61

BALL POSSESSION RECOVERY

37

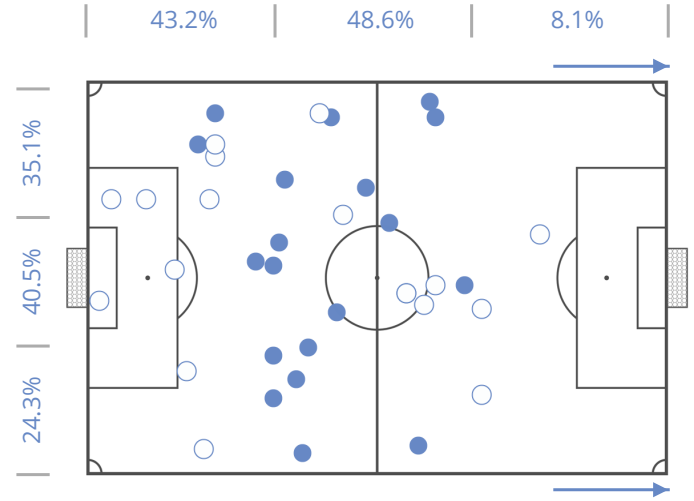


BEST PLAYERS

M. Damsbo (90')	9
K. Lehm (90')	7
K. Petersen (90')	7
R. Rasmussen (90')	7
O. Nielsen (56')	6

WORST PLAYERS

E. Olsen (78')	2
E. Eriksen (27')	2
T. Larsen (90')	3
A. Kjerstad (63')	3
M. De Claville Bertelsen (90')	4



BEST PLAYERS

L. Andersen (90')	9
M. Krogsgaard (75')	7
M. Bjerregaard (90')	6
M. Myrthue (90')	3
M. Nielsen (90')	3

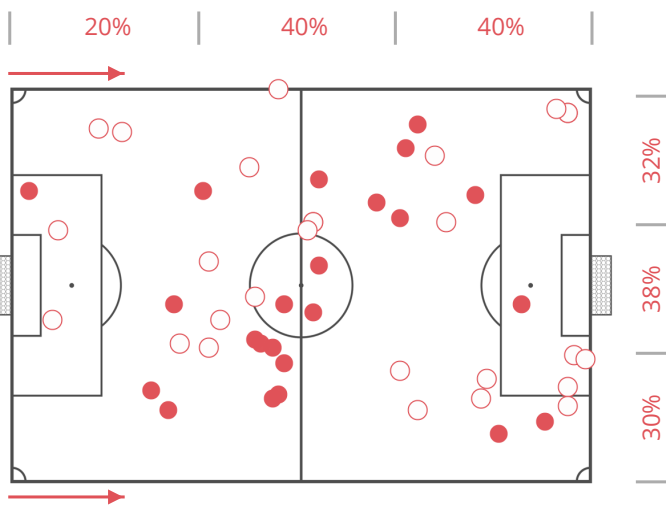
WORST PLAYERS

J. Søndergaard (32')	1
K. Hedegaard (90')	2
R. Strangholt (90')	2
S. Søndergård (81')	2
M. Gasberg (58')	2

50

BALL POSSESSION LOSS

58

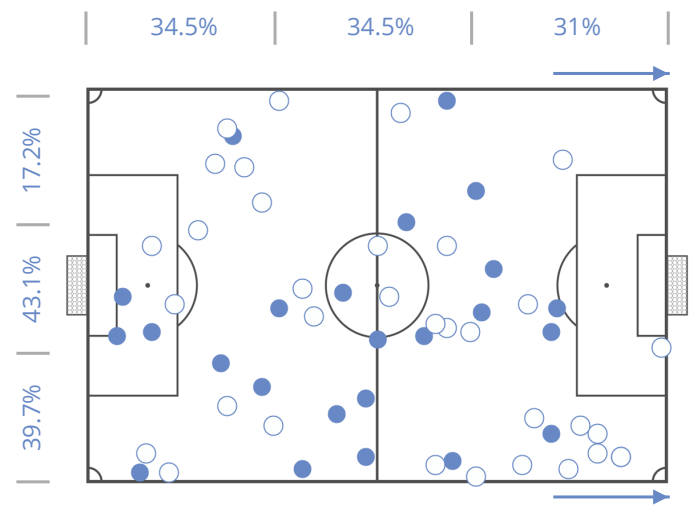


BEST PLAYERS

A. Kjerstad (63')	1
K. Lehm (90')	2
R. Rasmussen (90')	2
S. Thychozen (34')	2
E. Eriksen (27')	3

WORST PLAYERS

T. Larsen (90')	11
K. Petersen (90')	8
M. De Claville Bertelsen (90')	5
M. Damsbo (90')	4
R. Espersen (90')	4



BEST PLAYERS

O. Bolt (15')	2
J. Stenumgaard (9')	2
M. Bjerregaard (90')	3
M. Krogsgaard (75')	3
J. Søndergaard (32')	3

WORST PLAYERS

M. Nielsen (90')	9
M. Gasberg (58')	7
M. Myrthue (90')	6
L. Andersen (90')	5
R. Kragh (90')	5

TERRITORIAL COVERAGE



NÆSBY U19



THISTED U19

● FIRST HALF

○ SECOND HALF

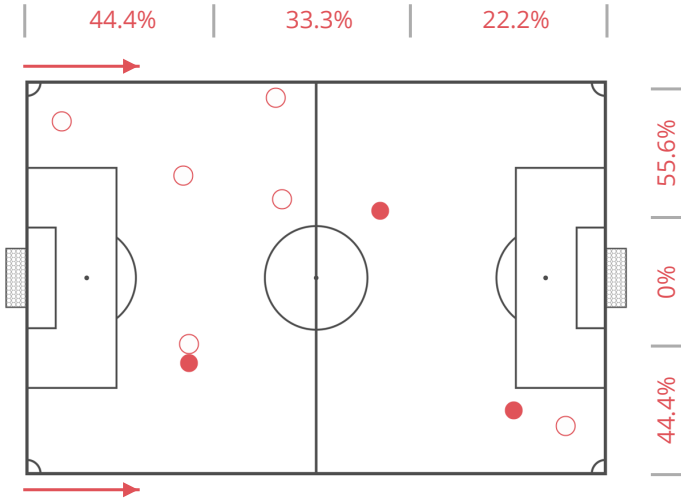
● FIRST HALF

○ SECOND HALF

9

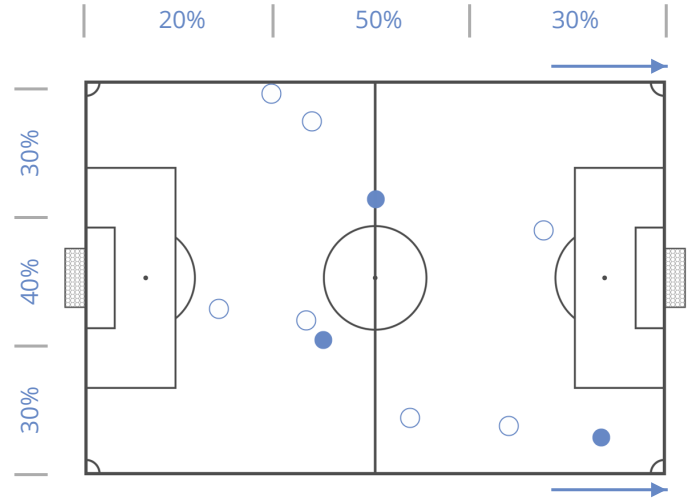
FOULS COMMITTED

10



WORST PLAYERS

K. Petersen (90')	2
O. Nielsen (56')	2
M. Damsbo (90')	1
R. Rasmussen (90')	1
E. Olsen (78')	1



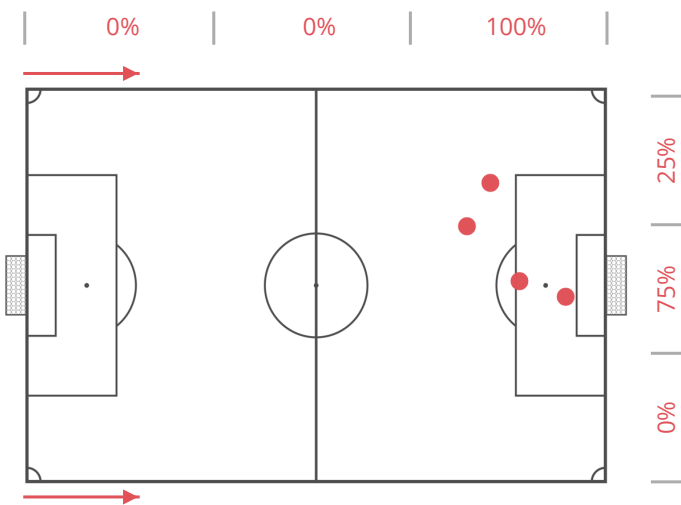
WORST PLAYERS

R. Strangholt (90')	3
M. Myrthue (90')	2
M. Nielsen (90')	2
M. Gasberg (58')	2
L. Andersen (90')	1

4

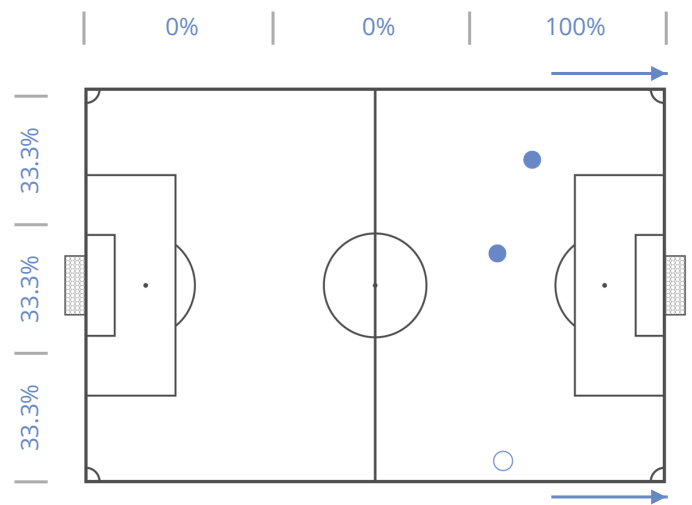
OFFSIDES

3



WORST PLAYERS

A. Kjerstad (63')	3
T. Larsen (90')	1



WORST PLAYERS

K. Hedegaard (90')	1
M. Nielsen (90')	1
M. Gasberg (58')	1

TERRITORIAL COVERAGE



NÆSBY U19

THISTED U19



● FIRST HALF

○ SECOND HALF

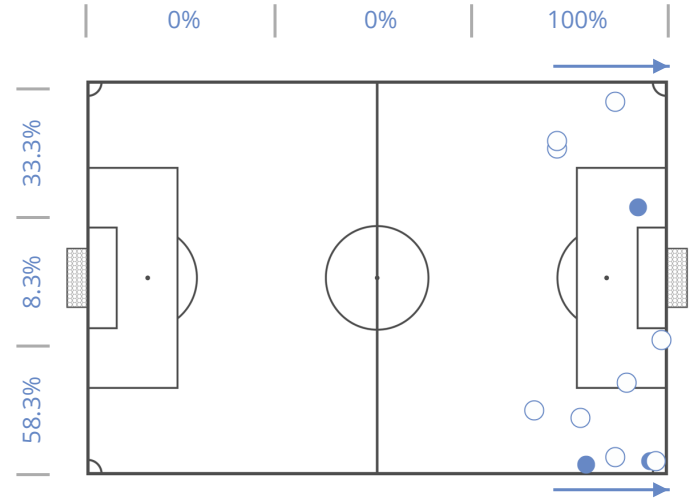
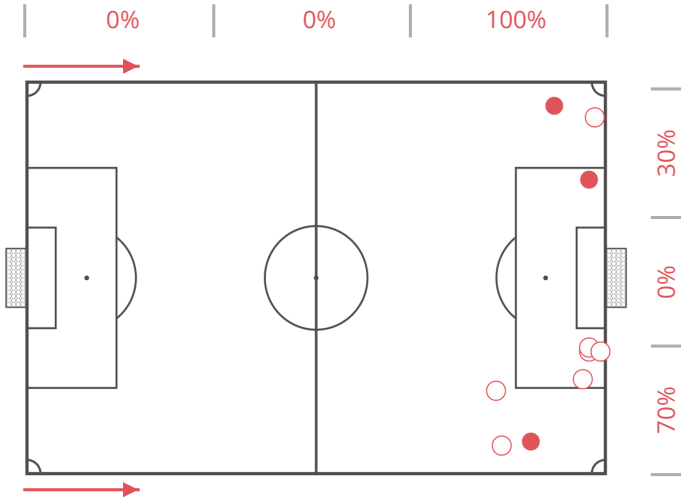
● FIRST HALF

○ SECOND HALF

10

CROSSES

12



BEST PLAYERS

T. Larsen (90')	7
K. Petersen (90')	1
R. Espersen (90')	1
E. Olsen (78')	1

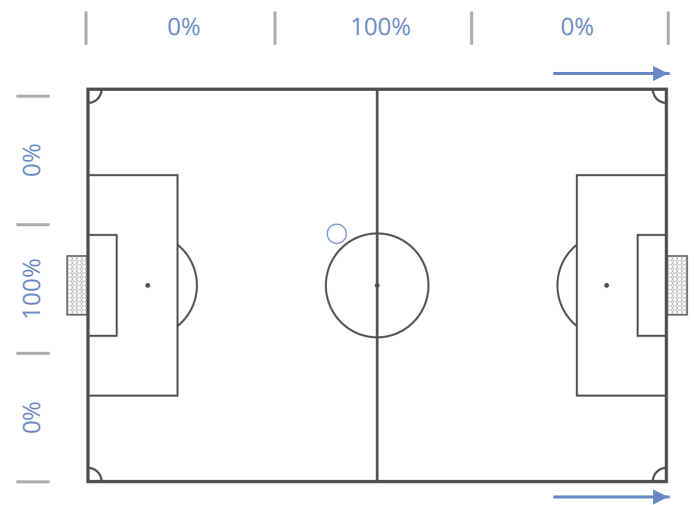
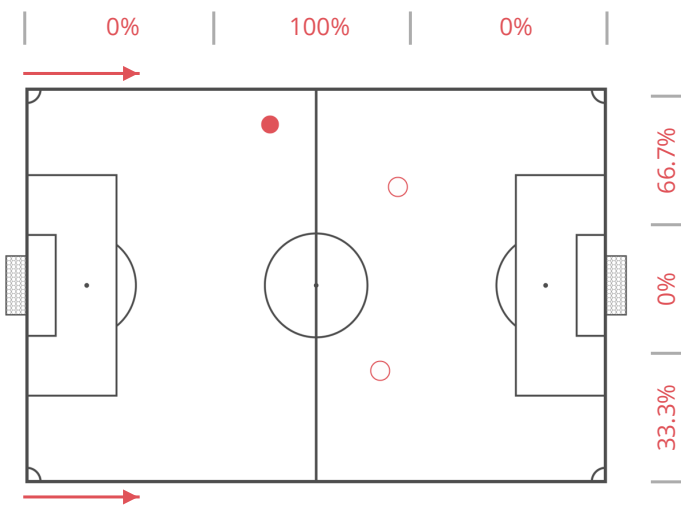
BEST PLAYERS

M. Nielsen (90')	5
K. Hedegaard (90')	3
J. Søndergaard (32')	2
R. Strangholt (90')	1
S. Søndergård (81')	1

3

THROUGH PASSES

1



BEST PLAYERS

K. Lehm (90')	1
R. Rasmussen (90')	1
T. Larsen (90')	1

BEST PLAYERS

K. Hedegaard (90')	1
--------------------	---

DUELS

● FIRST HALF

○ SECOND HALF



NÆSBY U19

THISTED U19



● WON

● NEUT.

● LOST

● WON

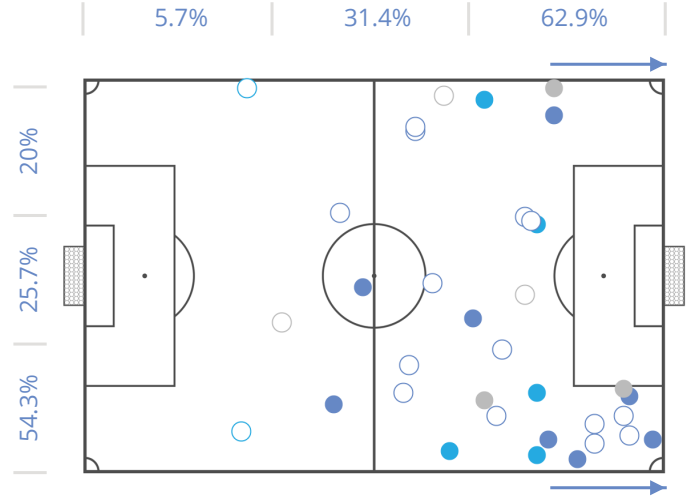
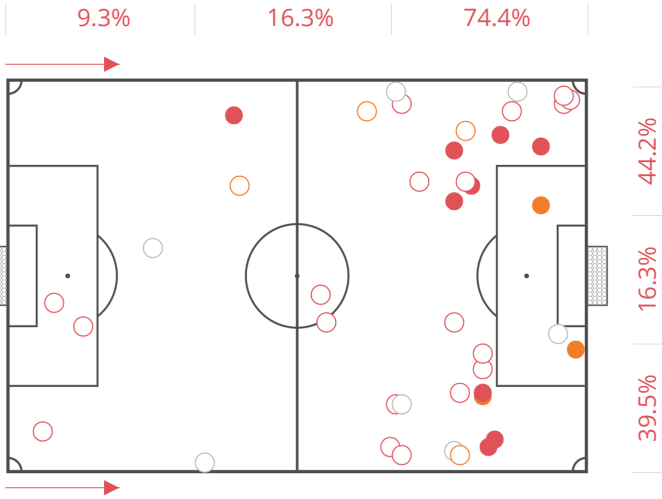
● NEUT.

● LOST

43

1 VS 1 DRIBBLING

35



BEST PLAYERS

	DUELS	WON	NEUT.	LOST
M. De Claville Bertelsen (90')	7	4	2	1
T. Larsen (90')	7	5	1	1
K. Lehm (90')	6	4	1	1
O. Nielsen (56')	6	6	0	0
K. Petersen (90')	4	3	0	1

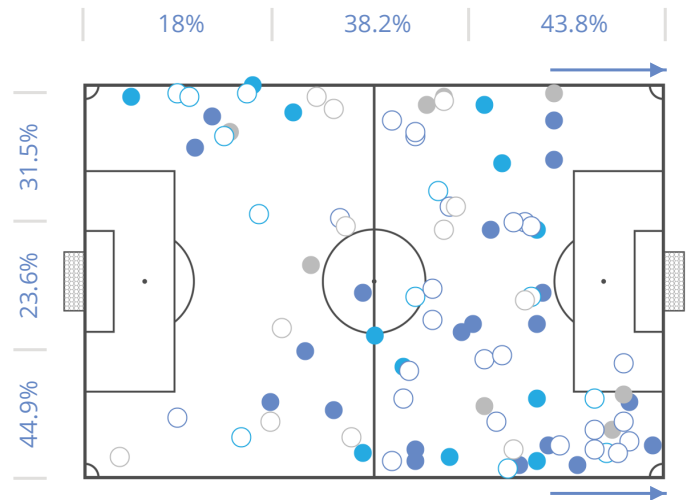
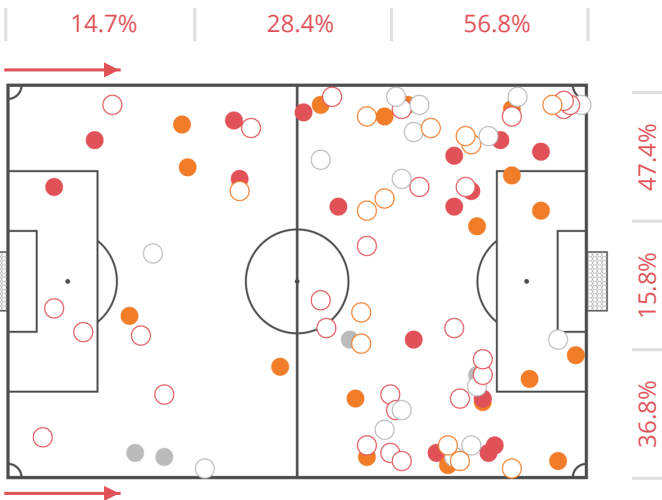
BEST PLAYERS

	DUELS	WON	NEUT.	LOST
K. Hedegaard (90')	10	7	1	2
R. Kragh (90')	7	2	3	2
M. Gasberg (58')	6	4	1	1
M. Nielsen (90')	5	3	1	1
R. Strangholt (90')	2	2	0	0

118

ATTACKING DUELS

101



BEST PLAYERS

	DUELS	WON	NEUT.	LOST
M. De Claville Bertelsen (90')	16	6	8	2
T. Larsen (90')	15	7	4	4
K. Petersen (90')	11	4	4	3
K. Lehm (90')	9	6	1	2
R. Rasmussen (90')	9	4	5	0

BEST PLAYERS

	DUELS	WON	NEUT.	LOST
K. Hedegaard (90')	18	10	3	5
M. Nielsen (90')	18	9	6	3
R. Kragh (90')	12	5	4	3
M. Gasberg (58')	11	6	1	4
M. Krogsgaard (75')	8	3	3	2

DUELS

● FIRST HALF

○ SECOND HALF



NÆSBY U19

THISTED U19



● WON

● NEUT.

● LOST

● WON

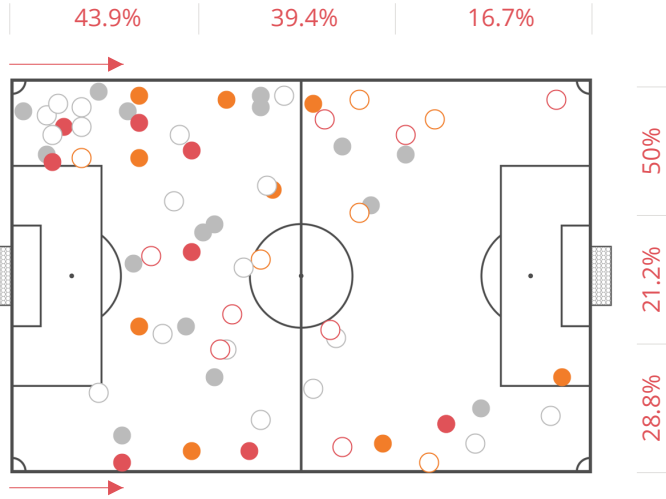
● NEUT.

● LOST

101

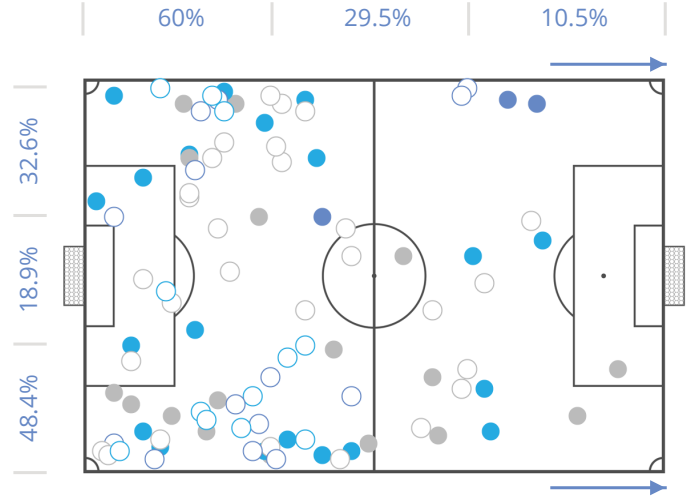
DEFENSIVE DUELS

118



BEST PLAYERS

	DUELS	WON	NEUT.	LOST
O. Nielsen (56')	10	4	1	5
K. Petersen (90')	9	1	3	5
R. Rasmussen (90')	8	1	3	4
M. De Claville Bertelsen (90')	7	0	2	5
R. Espersen (90')	7	3	1	3



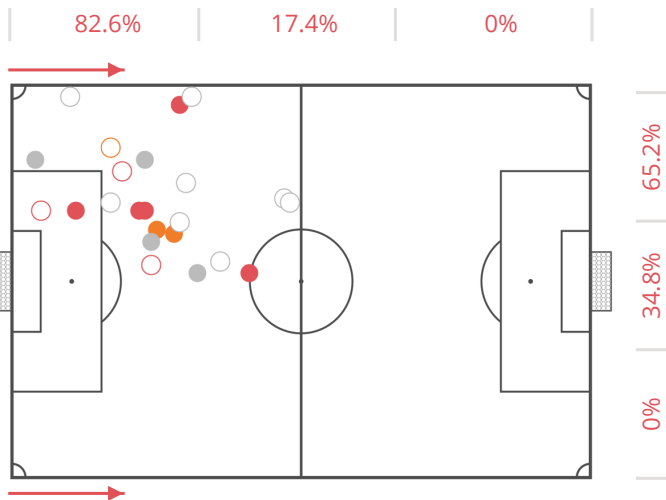
BEST PLAYERS

	DUELS	WON	NEUT.	LOST
R. Strangholt (90')	18	3	7	8
R. Kragh (90')	12	2	4	6
S. Søndergård (81')	12	1	4	7
L. Andersen (90')	10	2	4	4
K. Hedegaard (90')	9	4	3	2

24

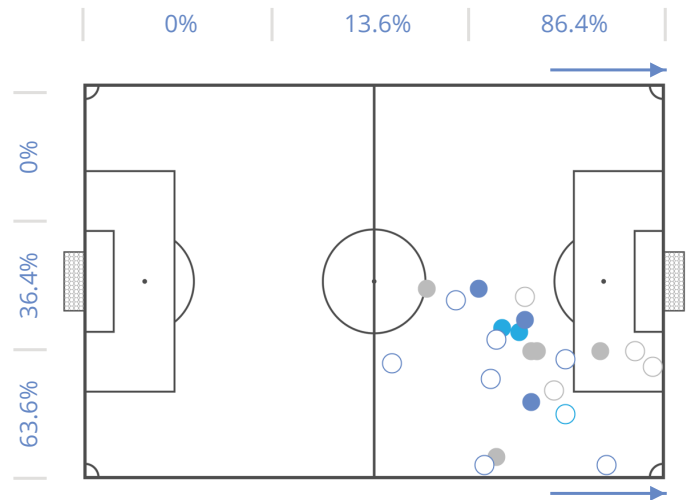
AERIAL DUELS

24



BEST PLAYERS

	DUELS	WON	NEUT.	LOST
R. Rasmussen (90')	6	1	1	4
R. Espersen (90')	5	1	0	4
K. Petersen (90')	4	2	2	0
K. Lehm (90')	2	0	0	2
M. Damsbo (90')	2	1	0	1



BEST PLAYERS

	DUELS	WON	NEUT.	LOST
K. Hedegaard (90')	8	3	2	3
M. Myrthue (90')	4	2	0	2
M. Krogsgaard (75')	3	1	0	2
R. Strangholt (90')	2	2	0	0
M. Nielsen (90')	1	0	0	1

DUELS GRID

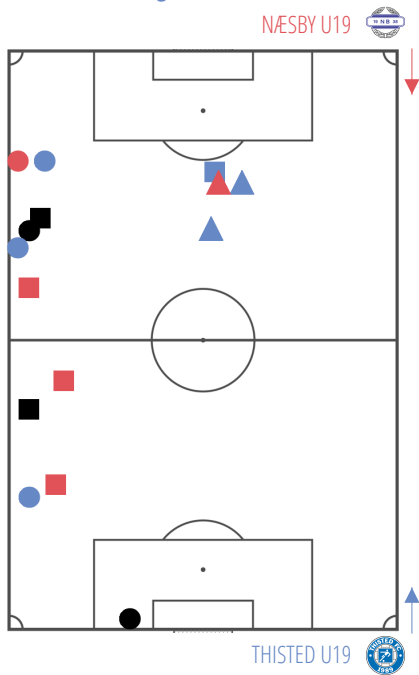
THISTED U19

NÆSBY U19

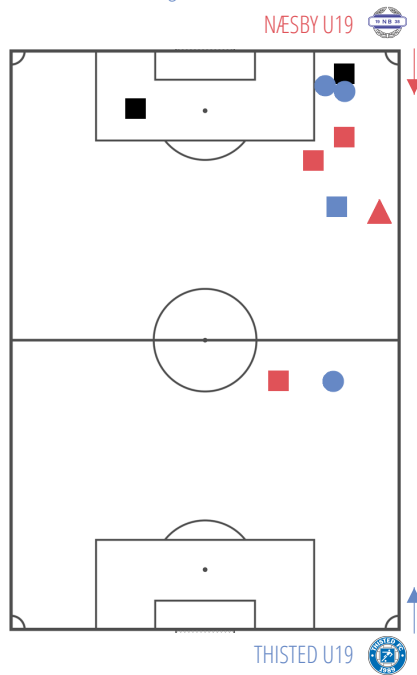
	1. O. Slot	17. S. Søndergård	5. M. Bjerregaard	4. M. Myrthue	14. L. Andersen	9. K. Hedegaard	8. R. Kragh	7. M. Krogsgaard	6. R. Strangholt	11. M. Gasberg	10. M. Nielsen	20. J. Stenumgaard	12. J. Søndergaard	21. O. Bolt
1. C. Frost Jensen						1								
13. R. Espersen				2	1	15							1	
6. R. Rasmussen	1	1		2			3	1	1	10	3	3	1	
4. M. Damsbo				2		1				3	1			1
2. K. Lehm		2	1		1		5		2	1	5	1		
3. E. Olsen			1		3	2	1		2		1			
9. A. Kjerstad			1	3	1			2						
10. M. De Claville Bertelsen		3	2	2	1	1	4	1	3			1	1	
7. T. Larsen			1		1	3		1	5		1	1		1
11. O. Nielsen							4	5	1	5	1			
8. K. Petersen		1				6	4	3	4	1			2	
12. E. Eriksen				2		2								
5. S. Thychosen									2		3			
16. P. Plougmann					3				1					1

△ AIR CHALL.
 GROUND CHALL.
 ○ DRIBBLES
● WON BY NÆSBY U19
 ● WON BY THISTED U19
 ● NEUTRAL DUELS

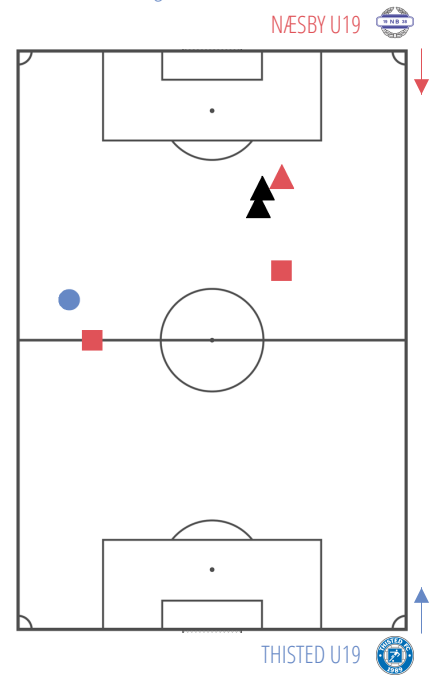
15 R. Espersen
K. Hedegaard



10 R. Rasmussen
M. Gasberg

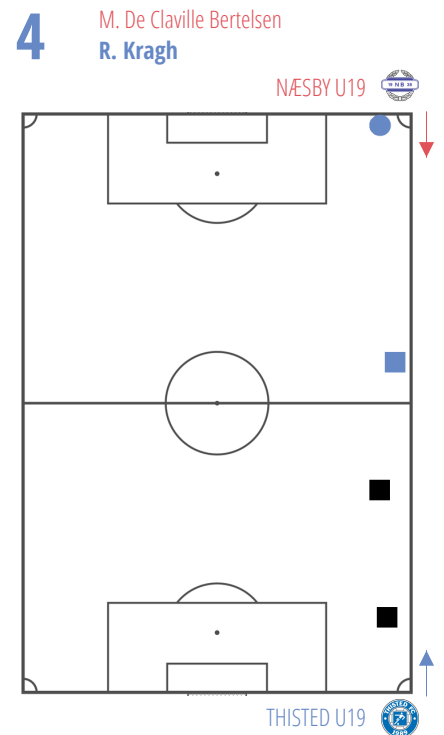
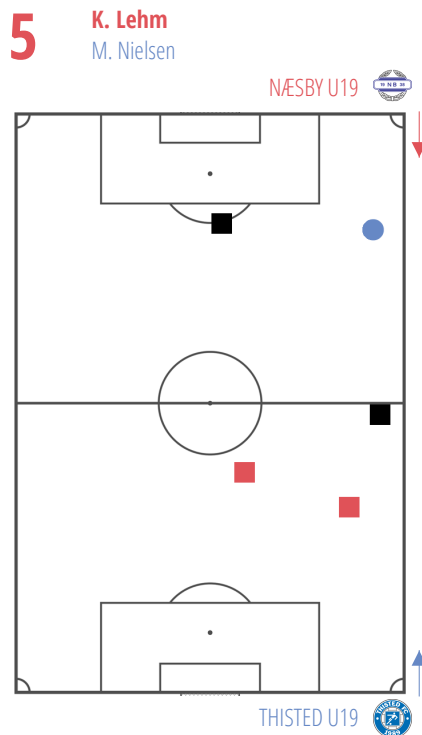
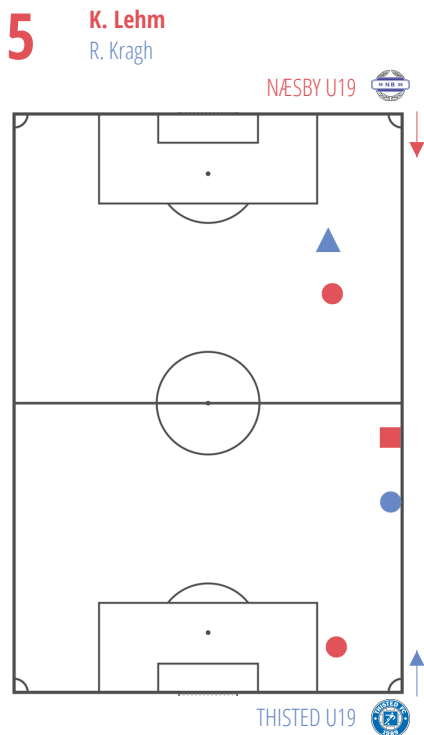
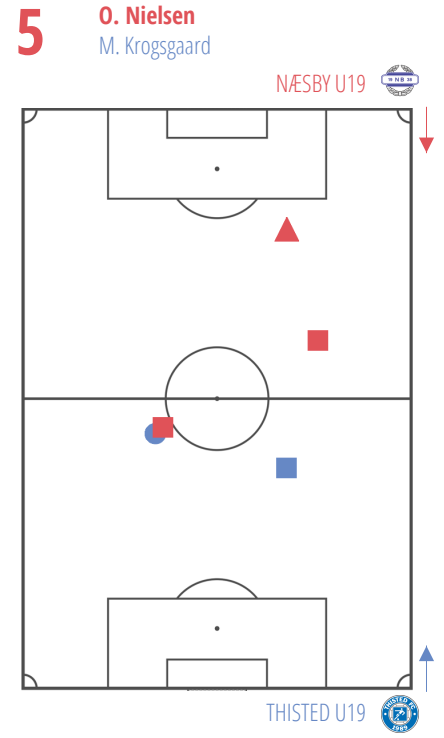
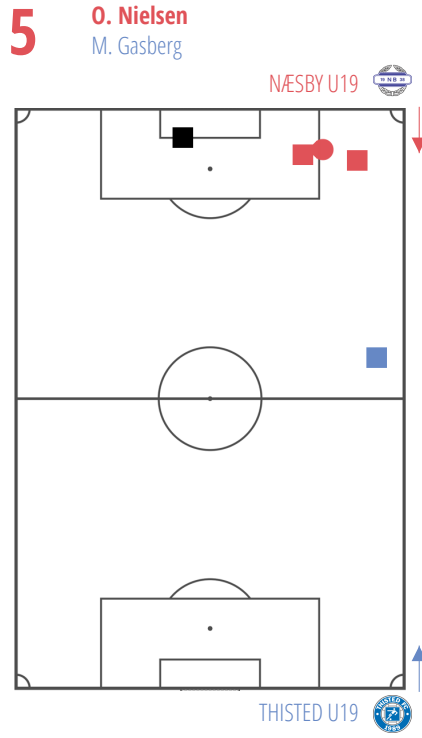
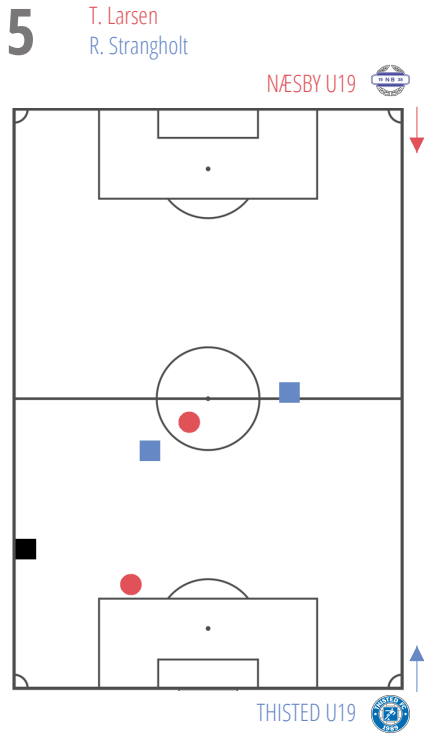


6 K. Petersen
K. Hedegaard

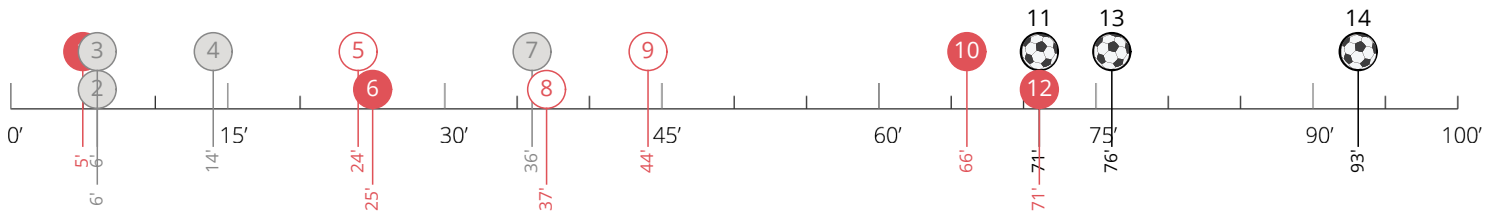


DUELS GRID

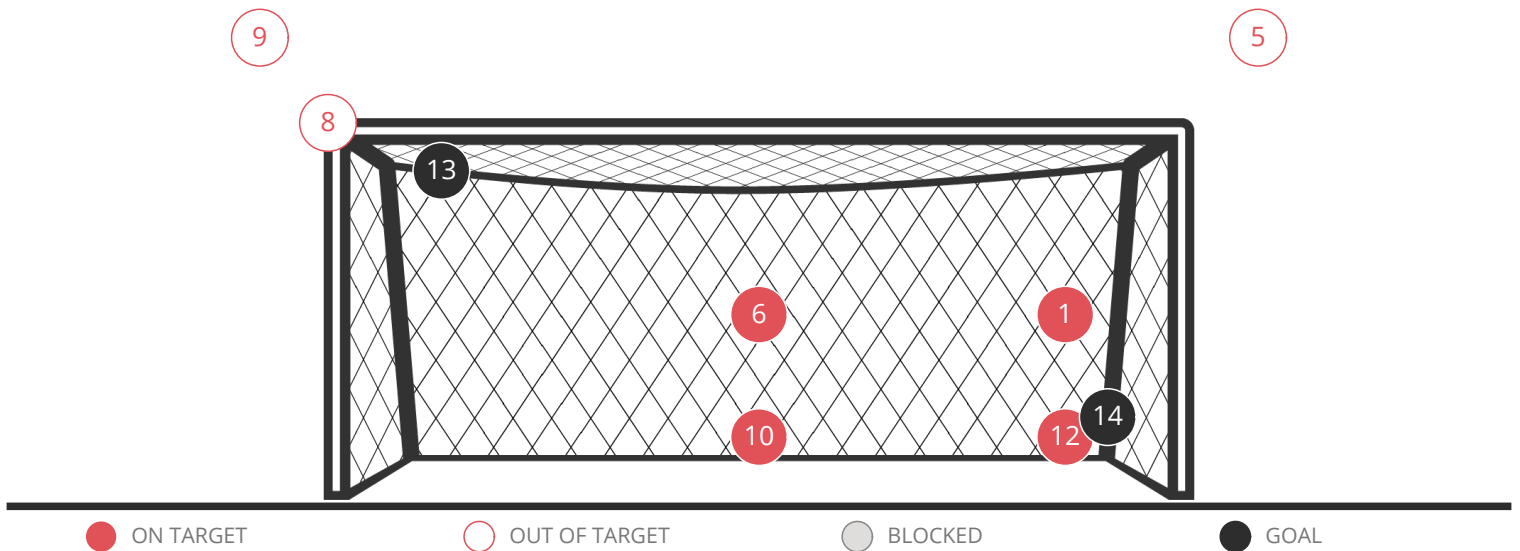
● WON BY NÆSBY U19
 GROUND CHALL.
 ○ DRIBBLES
● WON BY THISTED U19
 ▲ AIR CHALL.
 ● NEUTRAL DUELS



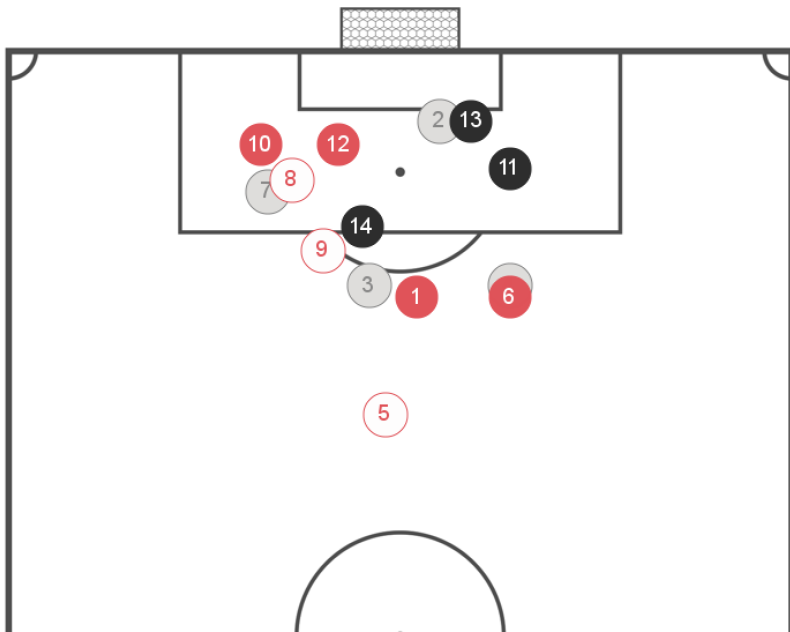
NÆSBY U19: GOALS AND STRIKES



14	6	5	3
SHOTS	ON TARGET	BLOCKED	GOALS



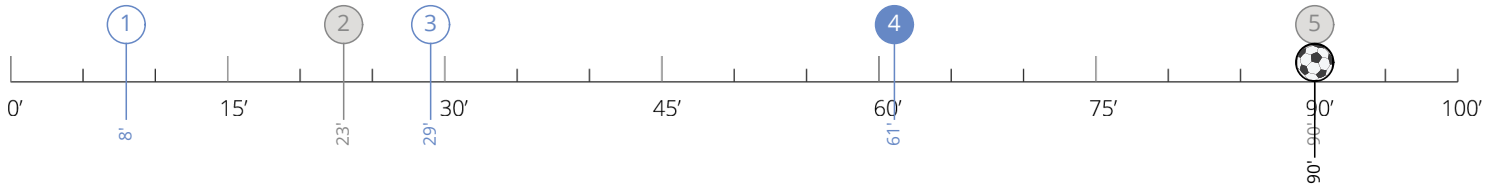
● ON TARGET
 OUT OF TARGET
 BLOCKED
 GOAL



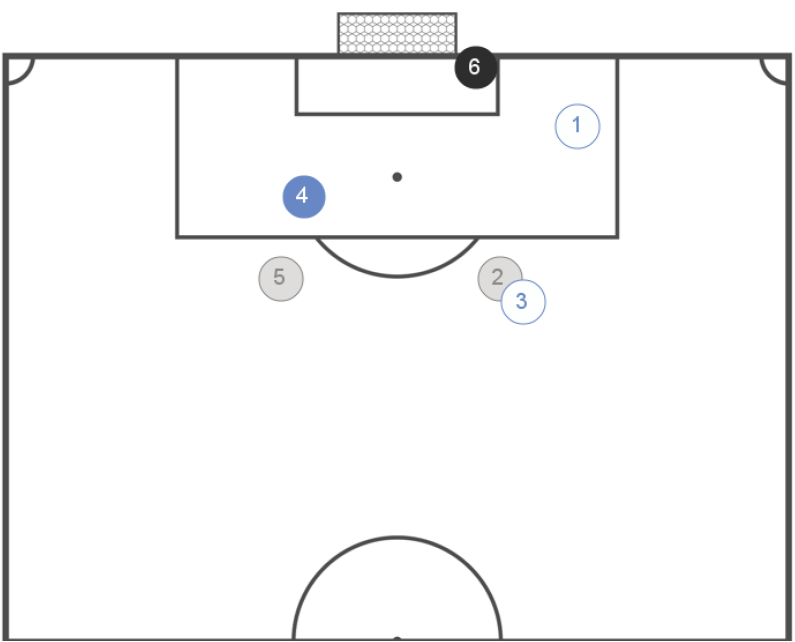
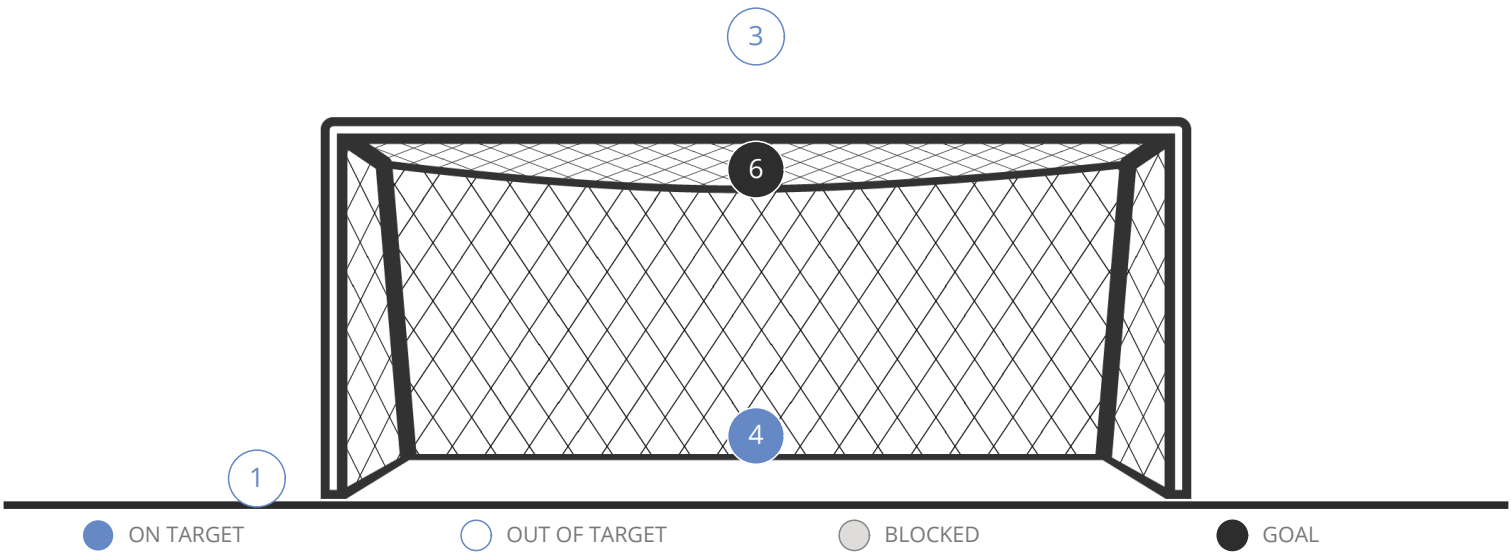
PLAYERS

	PLAYERS	FOOT
1	M. De Claville Bertelsen	Right
2	M. Damsbo	Heading
3	K. Lehm	Left
4	K. Petersen	Right
5	R. Rasmussen	Right
6	T. Larsen	Left
7	O. Nielsen	Right
8	K. Lehm	Left
9	T. Larsen	Left
10	M. De Claville Bertelsen	Left
11	T. Larsen	Left
12	T. Larsen	Left
13	R. Rasmussen	Right
14	P. Plougmann	Right

THISTED U19: GOALS AND STRIKES

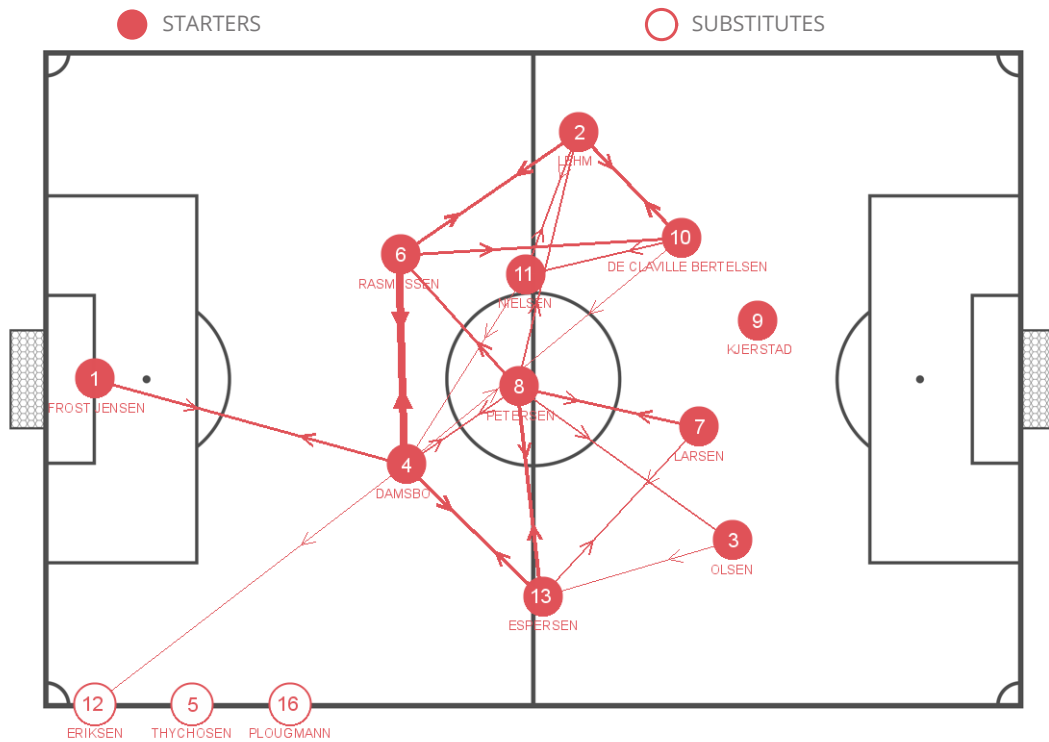


6 SHOTS 2 ON TARGET 2 BLOCKED 1 GOALS



PLAYERS	FOOT
1 M. Gasberg	Right
2 M. Krogsgaard	Right
3 R. Kragh	Right
4 M. Nielsen	Left
5 O. Bolt	Right
6 M. Myrthue	Right

NÆSBY U19: PASSES



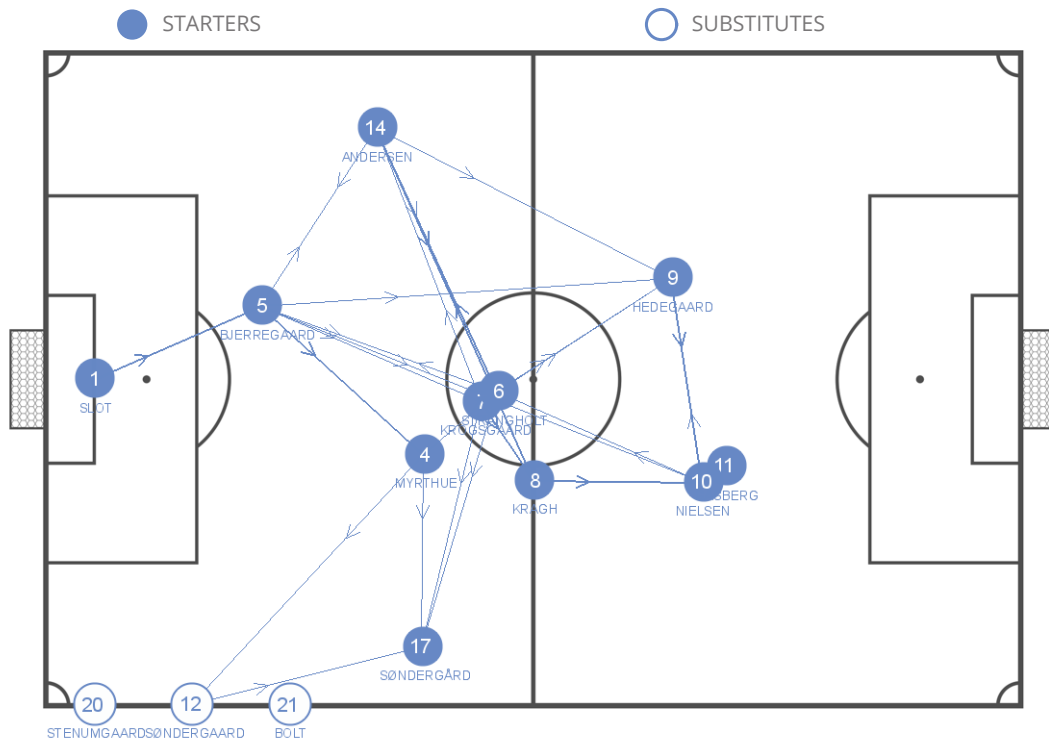
	1. C. Frostjensen	13. R. Espersen	6. R. Rasmussen	4. M. Damsbo	2. K. Lehm	3. E. Olsen	9. A. Kjerstad	10. M. De Claville Bertelsen	7. T. Larsen	11. O. Nielsen	8. K. Petersen	12. E. Eriksen	5. S. Thychoosen	16. P. Plougmann
1. C. Frostjensen	1	1 (1)	3 (1)	5	1						1	3		
13. R. Espersen		1	2 (1)	9		2	2	3	7	1	10			1
6. R. Rasmussen		1	1	15	12	1	3 (2)	9 (1)	1	3	3		1 (1)	1 (1)
4. M. Damsbo	8	12	21 (1)	1				4 (2)	2	1	5 (1)	4		
2. K. Lehm			11	1 (1)	1		2	9	3	4	2			
3. E. Olsen		4				1	1			1	1			
9. A. Kjerstad					1	1	1	2	2					
10. M. De Claville Bertelsen		1 (1)	3	4 (1)	11	1	1	1	3	6	2		2	
7. T. Larsen	1	4	1		2	3 (1)		1	1	1	8			3
11. O. Nielsen		2 (1)	1	4	5	1	2	2	3	1	3			
8. K. Petersen		9 (4)	8 (1)	7	5 (1)	5		2	6	1	1	1		
12. E. Eriksen	2	1	1	2	1			3				1		
5. S. Thychoosen				1 (1)	1				1			1	1	
16. P. Plougmann									2					1

PASSES RECEIVED BY THE PLAYER

PASSES MADE BY THE PLAYER

(*) HIGH PASSES

THISTED U19: PASSES



	1. O. Slot	17. S. Søndergård	5. M. Bjerregaard	4. M. Myrthue	14. L. Andersen	9. K. Hedegaard	8. R. Kragh	7. M. Krogsgaard	6. R. Strangholt	11. M. Gasberg	10. M. Nielsen	20. J. Stenumgaard	12. J. Søndergaard	21. O. Bolt
1. O. Slot	5													
17. S. Søndergård		1												
5. M. Bjerregaard	1		6 (3)	3	3 (1)	2 (1)	3	4		3 (1)	1			
4. M. Myrthue	2	3	2	2 (1)	1			2 (2)	1			3 (1)		
14. L. Andersen	1		3	1 (1)	4 (1)	5 (1)		4	1	1			1 (1)	
9. K. Hedegaard				1	2	1	2	1	1	5				
8. R. Kragh						1	2	2	2 (1)	6 (1)	1			
7. M. Krogsgaard		3	1	1	4	3	5	2	1	1		1		
6. R. Strangholt		3	4	3	6	3		1		1	2	2		
11. M. Gasberg					1 (1)	1				3				
10. M. Nielsen		1			1	3	2	2	3	1				
20. J. Stenumgaard			2	1							1			
12. J. Søndergaard		3	1		1	1			1					
21. O. Bolt		1		1 (1)	2									

PASSES RECEIVED BY THE PLAYER

PASSES MADE BY THE PLAYER

(*) HIGH PASSES

NÆSBY U19: PLAYER EVENTS

		MINUTES PLAYED	GOALS / GOALS ON PENALTY	ASSISTS	TOUCHES	SHOTS / ON TARGET	FOULS COMM. / CONCEDED	YELLOW CARDS / RED CARDS	OFFSIDES	FREE K. SHOTS / ON TARGET	FREE K. CROSS / ACCURATE	CORNERS / ACCURATE	THROW INS / ACCURATE
1	C. Frost Jensen	90	0/0	0	17	0/0	0/0	0/0	0	0/0	0/0	0/0	0/0
13	R. Espersen	90	0/0	0	49	0/0	0/1	0/0	0	0/0	0/0	0/0	11/10
6	R. Rasmussen	90	1/0	0	66	2/1	1/3	0/0	0	0/0	0/0	0/0	0/0
4	M. Damsbo	90	0/0	0	70	1/0	1/0	1/0	0	0/0	0/0	0/0	0/0
2	K. Lehm	90	0/0	0	44	2/0	0/1	0/0	0	0/0	0/0	0/0	11/11
3	E. Olsen	78	0/0	0	17	0/0	1/1	0/0	0	0/0	0/0	0/0	0/0
9	A. Kjerstad	63	0/0	0	9	0/0	0/0	0/0	3	0/0	0/0	0/0	0/0
10	M. De Claville Bertelsen	90	0/0	0	50	2/2	0/0	0/0	0	1/0	0/0	5/4	0/0
7	T. Larsen	90	1/0	1	41	4/2	0/1	1/0	1	0/0	0/0	2/2	1/1
11	O. Nielsen	56	0/0	0	30	1/0	2/1	0/0	0	0/0	0/0	0/0	0/0
8	K. Petersen	90	0/0	0	66	1/0	2/0	0/0	0	0/0	0/0	0/0	1/1
12	E. Eriksen	27	0/0	0	17	0/0	1/1	0/0	0	0/0	0/0	0/0	0/0
5	S. Thychosen	34	0/0	0	13	0/0	1/0	1/0	0	0/0	0/0	0/0	4/3
16	P. Plougmann	12	1/0	0	4	1/1	0/1	0/0	0	0/0	0/0	0/0	0/0

		DUELS / WON	GROUND CHALL. / WON	AIR CHALL. / WON	ATTACKING CHALL.	DEFENDING CHALL.	DRIBBLES	TACKLES	DEFENDING 1V1	RECOVERED IN OPP. HALF	LOSSES IN OPP. HALF
1	C. Frost Jensen	1/1	0/0	1/1	0	0	0	0	0	1	0
13	R. Espersen	20/6	15/5	5/1	6	7	4	0	4	1	2
6	R. Rasmussen	30/8	24/7	6/1	9	8	2	7	6	1	1
4	M. Damsbo	10/6	8/5	2/1	0	5	0	2	2	1	0
2	K. Lehm	20/9	18/9	2/0	9	5	6	1	3	4	2
3	E. Olsen	13/5	12/4	1/1	8	3	4	0	1	2	3
9	A. Kjerstad	10/2	10/2	0/0	3	5	0	0	0	3	0
10	M. De Claville Bertelsen	24/6	24/6	0/0	16	7	7	0	5	2	4
7	T. Larsen	16/7	16/7	0/0	15	0	7	0	0	2	10
11	O. Nielsen	21/13	20/12	1/1	9	10	6	0	3	5	3
8	K. Petersen	28/9	24/7	4/2	11	9	4	1	5	2	1
12	E. Eriksen	5/2	3/1	2/1	1	2	0	0	1	0	1
5	S. Thychosen	7/1	7/1	0/0	2	5	0	1	1	1	0
16	P. Plougmann	6/3	6/3	0/0	6	0	3	0	0	0	0

		PASSES / ACCURATE	% ACCURATE	LONG PASSES / ACCURATE	THROUGH PASSES / ACCURATE	IN THE BOX / ACCURATE	CROSSES / ACCURATE	CROSS FROM BYLINE	CROSS HIGH	CROSS LOW	CROSS BLOCKED
1	C. Frost Jensen	15/14	94	3/2	0/0	0/0	0/0	0	0	0	0
13	R. Espersen	41/38	93	2/1	0/0	1/0	1/0	1	0	1	0
6	R. Rasmussen	60/51	85	10/4	1/0	0/0	0/0	0	0	0	0
4	M. Damsbo	66/58	88	9/4	0/0	1/0	0/0	0	0	0	0
2	K. Lehm	38/32	85	1/1	1/0	1/1	0/0	0	0	0	0
3	E. Olsen	13/6	47	1/0	0/0	2/1	1/0	1	0	0	1
9	A. Kjerstad	7/6	86	1/0	0/0	1/1	0/0	0	0	0	0
10	M. De Claville Bertelsen	42/35	84	4/2	0/0	1/1	0/0	0	0	0	0
7	T. Larsen	38/24	64	4/1	1/1	3/0	7/0	5	2	3	2
11	O. Nielsen	28/24	86	2/1	0/0	0/0	0/0	0	0	0	0
8	K. Petersen	58/44	76	11/6	0/0	0/0	1/0	0	0	0	1
12	E. Eriksen	15/10	67	2/0	0/0	0/0	0/0	0	0	0	0
5	S. Thychosen	8/5	63	3/2	0/0	0/0	0/0	0	0	0	0
16	P. Plougmann	2/2	100	0/0	0/0	0/0	0/0	0	0	0	0

THISTED U19: PLAYER EVENTS

		MINUTES PLAYED	GOALS / GOALS ON PENALTY	ASSISTS	TOUCHES	SHOTS / ON TARGET	FOULS COMM. / CONCEDED	YELLOW CARDS / RED CARDS	OFFSIDES	FREE K. SHOTS / ON TARGET	FREE K. CROSS / ACCURATE	CORNERS / ACCURATE	THROW INS / ACCURATE
1	O. Slot	90	0/0	0	10	0/0	0/0	0/0	0	0/0	0/0	0/0	0/0
17	S. Søndergård	81	0/0	0	28	0/0	0/0	0/0	0	0/0	0/0	0/0	15/12
5	M. Bjerregaard	90	0/0	0	36	0/0	0/0	0/0	0	0/0	0/0	0/0	0/0
4	M. Myrthue	90	1/0	0	35	1/1	2/0	0/0	0	0/0	0/0	0/0	0/0
14	L. Andersen	90	0/0	0	32	0/0	1/1	0/0	0	0/0	0/0	0/0	18/17
9	K. Hedegaard	90	0/0	0	23	0/0	0/2	0/0	1	1/0	0/0	0/0	2/2
8	R. Kragh	90	0/0	0	24	1/0	0/0	0/0	0	0/0	0/0	0/0	2/2
7	M. Krogsgaard	75	0/0	0	28	1/0	0/1	0/0	0	0/0	0/0	0/0	0/0
6	R. Strangholt	90	0/0	0	36	0/0	3/1	0/0	0	0/0	5/4	2/2	0/0
11	M. Gasberg	58	0/0	0	12	1/0	2/1	0/0	1	0/0	0/0	0/0	0/0
10	M. Nielsen	90	0/0	0	26	1/1	2/2	1/0	1	0/0	0/0	0/0	1/1
20	J. Stenumgaard	9	0/0	0	8	0/0	0/0	0/0	0	0/0	0/0	0/0	1/1
12	J. Søndergaard	32	0/0	0	11	0/0	0/1	0/0	0	0/0	0/0	0/0	2/2
21	O. Bolt	15	0/0	0	7	1/0	0/0	0/0	0	0/0	0/0	0/0	1/1

		DUELS / WON	GROUND CHALL. / WON	AIR CHALL. / WON	ATTACKING CHALL.	DEFENDING CHALL.	DRIBBLES	TACKLES	DEFENDING 1V1	RECOVERED IN OPP. HALF	LOSSES IN OPP. HALF
1	O. Slot	2 / 1	1 / 0	1 / 1	1	0	0	0	0	0	0
17	S. Søndergård	15 / 2	15 / 2	0 / 0	1	12	1	2	6	0	2
5	M. Bjerregaard	10 / 2	10 / 2	0 / 0	1	7	0	0	4	0	0
4	M. Myrthue	14 / 5	10 / 3	4 / 2	4	4	1	0	1	2	2
14	L. Andersen	16 / 4	16 / 4	0 / 0	4	10	0	0	6	1	1
9	K. Hedegaard	40 / 18	32 / 15	8 / 3	18	9	10	0	4	1	4
8	R. Kragh	30 / 11	29 / 10	1 / 1	12	12	7	0	5	0	4
7	M. Krogsgaard	18 / 5	15 / 4	3 / 1	8	4	1	0	2	2	1
6	R. Strangholt	27 / 9	25 / 7	2 / 2	4	18	2	0	7	1	2
11	M. Gasberg	28 / 8	27 / 8	1 / 0	11	6	6	0	0	2	4
10	M. Nielsen	27 / 9	26 / 9	1 / 0	18	6	5	0	0	3	5
20	J. Stenumgaard	6 / 2	5 / 2	1 / 0	1	4	0	0	2	0	0
12	J. Søndergaard	10 / 7	9 / 6	1 / 1	6	1	2	0	0	0	3
21	O. Bolt	4 / 0	4 / 0	0 / 0	1	2	0	0	0	0	1

		PASSES / ACCURATE	% ACCURATE	LONG PASSES / ACCURATE	THROUGH PASSES / ACCURATE	IN THE BOX / ACCURATE	CROSSES / ACCURATE	CROSS FROM BYLINE	CROSS HIGH	CROSS LOW	CROSS BLOCKED
1	O. Slot	9 / 8	89	3 / 2	0 / 0	0 / 0	0 / 0	0	0	0	0
17	S. Søndergård	24 / 10	42	8 / 2	0 / 0	0 / 0	1 / 0	0	0	0	1
5	M. Bjerregaard	31 / 26	84	10 / 6	0 / 0	0 / 0	0 / 0	0	0	0	0
4	M. Myrthue	23 / 16	70	6 / 3	0 / 0	0 / 0	0 / 0	0	0	0	0
14	L. Andersen	28 / 20	72	8 / 3	0 / 0	0 / 0	0 / 0	0	0	0	0
9	K. Hedegaard	18 / 12	67	0 / 0	1 / 1	0 / 0	3 / 0	0	1	2	0
8	R. Kragh	18 / 13	73	2 / 2	0 / 0	0 / 0	0 / 0	0	0	0	0
7	M. Krogsgaard	25 / 21	84	1 / 0	0 / 0	0 / 0	0 / 0	0	0	0	0
6	R. Strangholt	32 / 24	75	1 / 0	0 / 0	0 / 0	1 / 0	0	1	0	0
11	M. Gasberg	8 / 5	63	1 / 1	0 / 0	0 / 0	0 / 0	0	0	0	0
10	M. Nielsen	21 / 15	72	1 / 0	0 / 0	4 / 2	5 / 2	5	2	3	0
20	J. Stenumgaard	8 / 5	63	4 / 1	0 / 0	0 / 0	0 / 0	0	0	0	0
12	J. Søndergaard	9 / 7	78	0 / 0	0 / 0	0 / 0	2 / 1	2	0	2	0
21	O. Bolt	6 / 4	67	1 / 1	0 / 0	0 / 0	0 / 0	0	0	0	0

MATCH REPORT GUIDE

SECTION 1

AVERAGE POSITIONS

Players position is calculated on an average detected point which takes into consideration every kind of action, including those with no ball possession.

White-filled circles are substitutes indicators.

Players whose jersey number is not provided are identified with an increasing negative number.

SECTION 2

GENERALS**Average position**

It shows the barycentre of the team, considering the average place of its actions.

CONSTRUCTION**Actions started by goalkeeper**

It considers all the actions started by the goalkeeper. It will be considered as a single one even if inside the same action he is involved more than once before the ball crosses the halfway line.

Long pass

Number of throws beyond the halfway line.

Low

Number of throws to a fellow teammate inside his half of the field.

Right

Number of actions crossing the halfway line in the right side.

Left

Number of actions crossing the halfway line in the left side.

Center

Number of actions crossing the halfway line in the central area.

Failed

Number of actions stopped before crossing the halfway line.

ATTACKING PLAY**Actions finalization**

It shows team offensive dangerousness and the way it is carried out.

Shot from outside of penalty area

Number of team shots from outside the penalty area.

Crosses

It shows how many finalizations are completed straight after a cross from the flanks.

Build-Up play

It shows how many finalizations are completed straight after a build-up play.

Long ball

It shows how many finalizations are completed straight after a long ball.

DEFENSIVE**Final Third Entries**

Number of times the opponent team plays the ball between the halfway line and the penalty area.

Fouls near the box

Number of fouls committed by the team nearby its penalty areas

SECTION 3

TERRITORIAL COVERAGE**Ball possession recovery**

It only takes into consideration the actual number of ball possession recoveries, even if temporary. Recoveries caused by opponents mistakes are not considered (i.e. ball kicked out of the pitch by the opponent).

SECTION 4

DUELS**Attacking duels**

Number of duels carried out when the team has ball possession.

Defensive duels

Number of duels carried out when the opponent team has ball possession.

SECTION 7

PASSES

Players position is calculated on an average detected point based on the position occupied, considering every kind of action, including those with no ball possession.

Lines connecting players show the number of passes. The thicker is the line, the higher is the number of passes between each other.