



AB U19

18/03/2017
U19 DIVISION 2016/2017

1 - 0



NÆSBY U19

📄 - 📊 - ⌚ 88' (46 + 43)

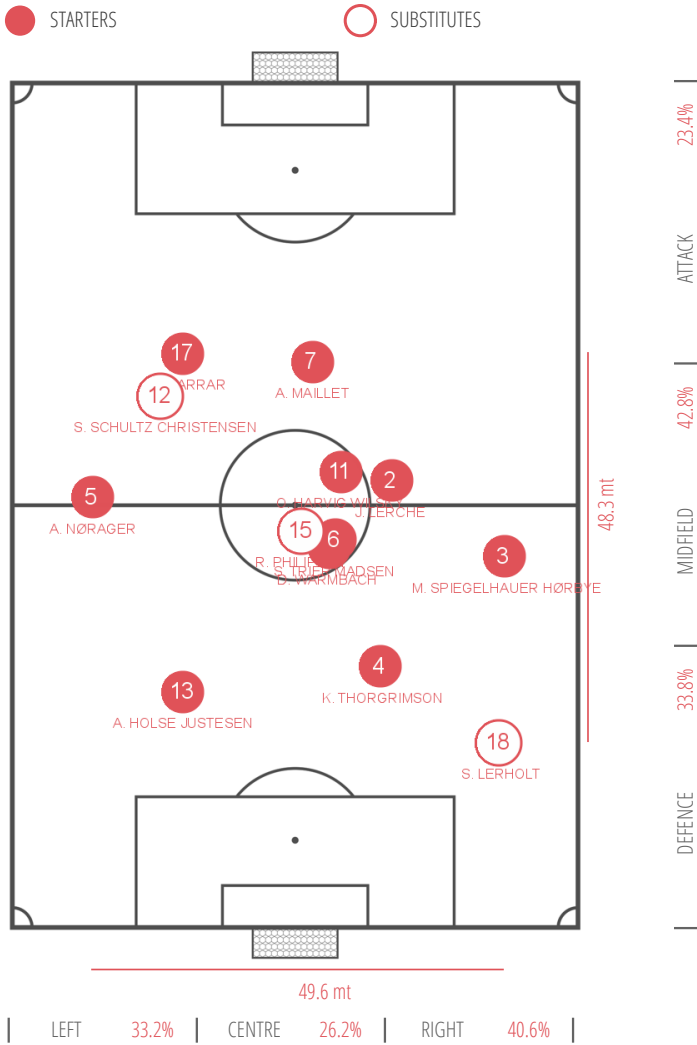
16 GKP	M. Eberlein ('98)	1 GKP	J. Gadkjær ('99)
2 DEF	J. Lerche (')	13 DEF	R. Espersen ('99) 78' ←
13 DEF	A. Hølse Justesen ('97)	6 DEF	J. Hansen ('98)
5 DEF	A. Nørager ('99)	4 DEF	M. Damsbo ('98)
3 DEF	M. Spiegelhauer Hørby 88' ←	2 DEF	K. Lehm ('98)
4 DEF	K. Thorgrimson ('98)	12 MID	O. Danielsen ('99) 59' 🟡
8 MID	D. Warmbach ('99)	9 MID	M. Danielsen ('99) 46' ←
17 MID	Y. Aharrar ('99) 59' ←	11 MID	M. Dongsted ('99)
11 MID	O. Harvig Wilsky ('98) 77' ←	3 MID	E. Olsen ('99) 54' ←
6 MID	S. Trier Madsen ('98)	10 MID	M. De Claville Bertelse
7 FWD	A. Mailliet ('98) 89' ⚽	7 MID	T. Larsen ('98)

SUBSTITUTES

18 DEF	S. Lerholt ('99) 88' →	14 DEF	M. Ellegaard ('99) 78' →
15 DEF	R. Philipsen ('99) 77' →	16 MID	P. Plougmann ('99) 54' →
12 DEF	S. Schultz Christensen 59' →	8 MID	K. Petersen ('99) 46' → 61' 🟡

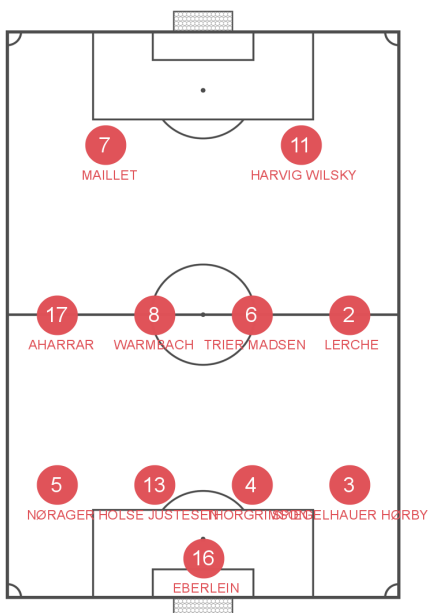
AB U19

AVERAGE POSITIONS

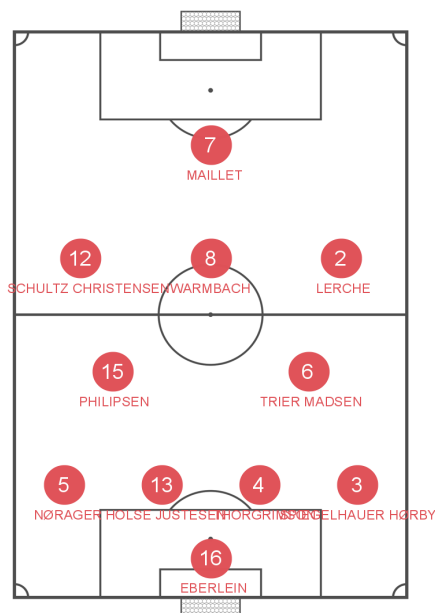


PLAYERS

2	DEF	J. Lerche
3	DEF	M. Spiegelhauer Hørbye
5	DEF	A. Nørager
4	DEF	K. Thorgrimson
13	DEF	A. Holse Justesen
11	MID	O. Harvig Wilsky
17	MID	Y. Aharrar
8	MID	D. Warmbach
6	MID	S. Trier Madsen
7	FWD	A. Maillet
15	DEF	R. Philipsen
18	DEF	S. Lerholt
12	DEF	S. Schultz Christensen



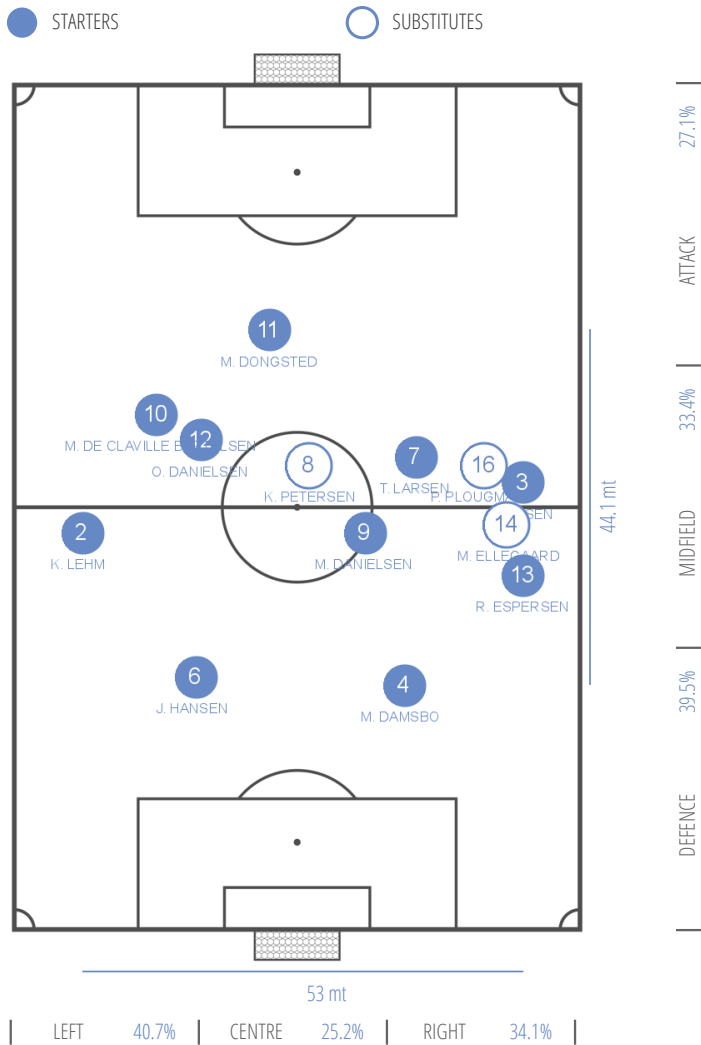
Used from 0' >> 71'



Used from 71' >> 88'

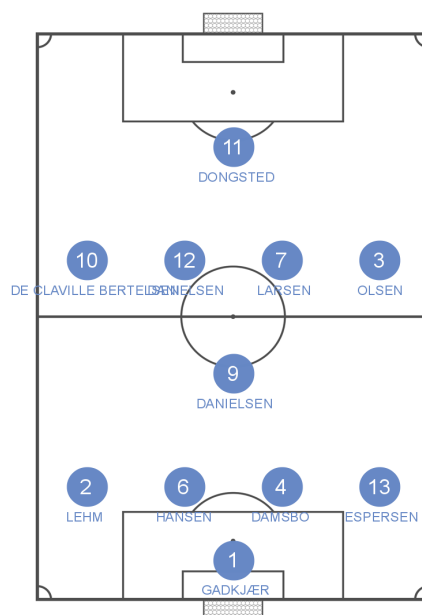
NÆSBY U19

AVERAGE POSITIONS



PLAYERS

2	DEF	K. Lehm
13	DEF	R. Espersen
4	DEF	M. Damsbo
6	DEF	J. Hansen
9	MID	M. Danielsen
3	MID	E. Olsen
12	MID	O. Danielsen
11	MID	M. Dongsted
7	MID	T. Larsen
10	MID	M. De Claville Bertelsen
14	DEF	M. Ellegaard
16	MID	P. Plougmann
8	MID	K. Petersen



4-1-4-1
Used from 0' >> 88'



AB U19



NÆSBY U19

	1 HALF	2 HALF	TOTAL	1 HALF	2 HALF	TOTAL
GENERALS						
BALL POSSESSION	11 min	10 min	21 min	21 min	17 min	38 min
AVERAGE POSITION	51.8 mt	48.2 mt	50 mt	44.3 mt	53.7 mt	49 mt
CORNERS	5	1	6	1	0	1
FREE KICK CROSS	2	0	2	2	2	4
FREE KICK SHOT	0	0	0	0	0	0
FOULS	3	8	11	6	6	12
OFFSIDES	1	0	1	0	1	1

CONSTRUCTION						
PASSES (% ACCURATE)	154 (82.5%)	116 (79.3%)	270 (81.1%)	270 (85.6%)	189 (85.2%)	459 (85.4%)
- Final Third Entries (% Accurate)	19 (68.4%)	18 (72.2%)	37 (70.3%)	38 (71.1%)	48 (77.1%)	86 (74.4%)
- Other (% Accurate)	135 (84.4%)	98 (80.6%)	233 (82.8%)	232 (87.9%)	141 (87.9%)	373 (87.9%)
LONG PASSES (% ACCURATE)	15 (40%)	18 (55.6%)	33 (48.5%)	19 (31.6%)	11 (36.4%)	30 (33.3%)
THROUGH PASSES (% ACCURATE)	3 (33.3%)	1 (0%)	4 (25%)	2 (50%)	(0%)	2 (50%)
COUNTERATTACKS	0	0	0	0	0	0
ACTIONS STARTED BY GOALKEEPER	9	18	27	32	11	43
- Long pass	1	1	2	1	2	3
- LOW	8	17	25	31	9	40
-- % Right	37.5%	35.3%	36%	45.2%	33.3%	42.5%
-- % Left	37.5%	17.6%	24%	32.3%	33.3%	32.5%
-- % Center	25%	29.4%	28%	22.6%	22.2%	22.5%
-- % Failed	0%	17.6%	12%	0%	11.1%	2.5%



AB U19



NÆSBY U19

	1 HALF	2 HALF	TOTAL	1 HALF	2 HALF	TOTAL
ATTACKING PLAY						
OPPORTUNITY (% SUCCESSFUL)	4 (0%)	2 (50%)	6 (16.7%)	2 (0%)	2 (0%)	4 (0%)
SHOTS	5	2	7	2	3	5
Shot from outside of penalty area	1	1	2	1	2	3
Shot from inside of penalty area	4	1	5	1	1	2
ACTIONS FINALIZATION	5	10	15	5	8	13
- Shot from outside of penalty area	1	1	2	1	2	3
- CROSSES	1	1	2	0	2	2
-- From left (%)	0	1 (100%)	1 (50%)	0	2 (100%)	2 (100%)
-- From right (%)	1 (100%)	0	1 (50%)	0	0	0 (0%)
- Build-Up play	1	6	7	2	2	4
- Long ball	0	0	0	0	1	1
DEFENSIVE						
SAVES	2	0	2	5	0	5
CLEARANCES	1	8	9	4	1	5
- Low	0	0	0	0	0	0
- High	1	8	9	4	1	5
BALL RECOVERY	35	31	66	32	30	62
- End action	16	14	30	11	14	25
- Real recovery	4	4	8	10	3	13
- Temporary recovery	15	13	28	11	13	24
FINAL THIRD ENTRIES	30	26	56	28	32	60
FOULS NEAR THE BOX	0	0	0	0	0	0

TERRITORIAL COVERAGE



AB U19

NÆSBY U19



FIRST HALF

SECOND HALF

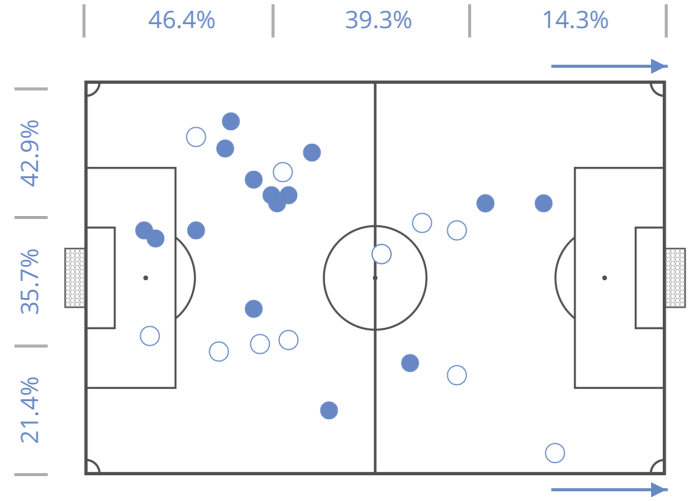
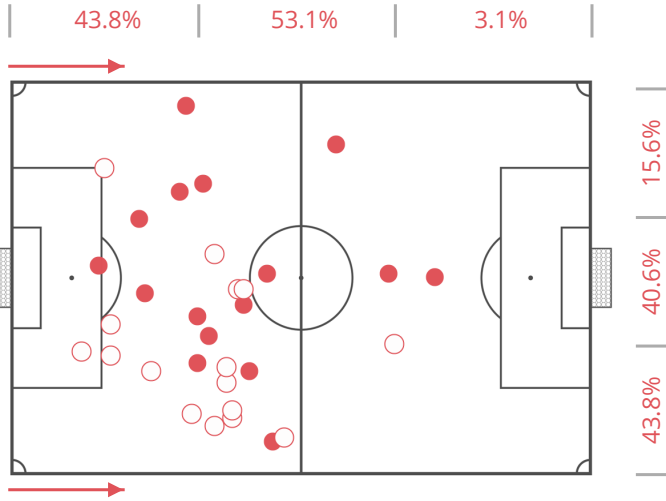
FIRST HALF

SECOND HALF

32

BALL POSSESSION RECOVERY

28



BEST PLAYERS

D. Warmbach (90')	7
K. Thorgrimson (90')	5
M. Spiegelhauer Hørbye (88')	5
A. Nørager (90')	3
J. Lerche (90')	3

WORST PLAYERS

A. Maillot (90')	1
O. Harvig Wilsky (77')	1
Y. Aharrar (59')	1
R. Philipsen (13')	1
A. Holse Justesen (90')	2

BEST PLAYERS

J. Hansen (90')	6
O. Danielsen (90')	5
M. Damsbo (90')	4
K. Lehm (90')	2
M. Danielsen (46')	2

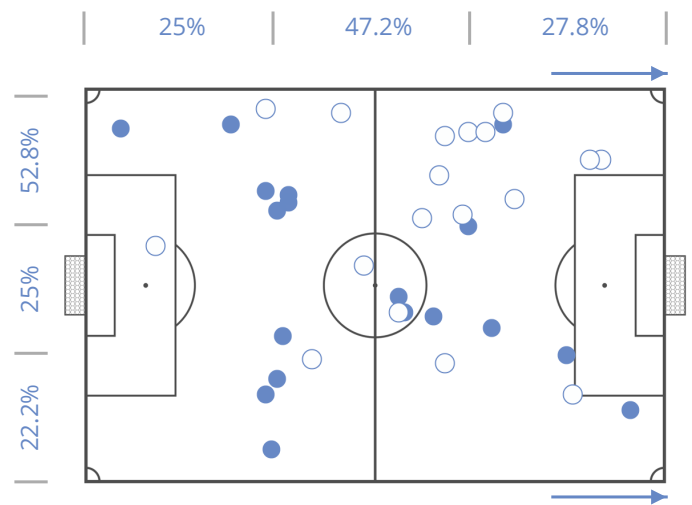
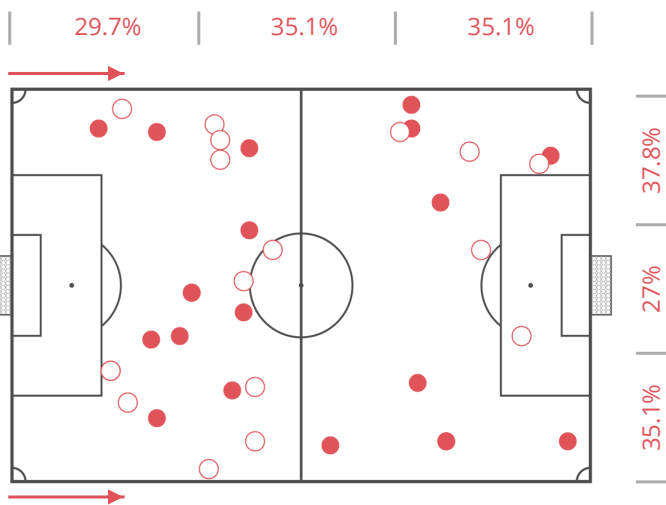
WORST PLAYERS

M. De Claville Bertelsen (90')	1
M. Dongsted (90')	1
R. Espersen (78')	1
E. Olsen (54')	1
M. Ellegaard (12')	1

37

BALL POSSESSION LOSS

36



BEST PLAYERS

A. Holse Justesen (90')	1
D. Warmbach (90')	1
S. Lerholt (2')	1
O. Harvig Wilsky (77')	2
Y. Aharrar (59')	2

WORST PLAYERS

A. Nørager (90')	8
K. Thorgrimson (90')	7
M. Spiegelhauer Hørbye (88')	5
S. Trier Madsen (90')	4
J. Lerche (90')	3

BEST PLAYERS

R. Espersen (78')	1
K. Petersen (44')	1
M. Danielsen (46')	2
J. Hansen (90')	3
T. Larsen (90')	4

WORST PLAYERS

K. Lehm (90')	7
M. De Claville Bertelsen (90')	7
O. Danielsen (90')	6
M. Damsbo (90')	5
T. Larsen (90')	4

TERRITORIAL COVERAGE



AB U19

NÆSBY U19



● FIRST HALF

○ SECOND HALF

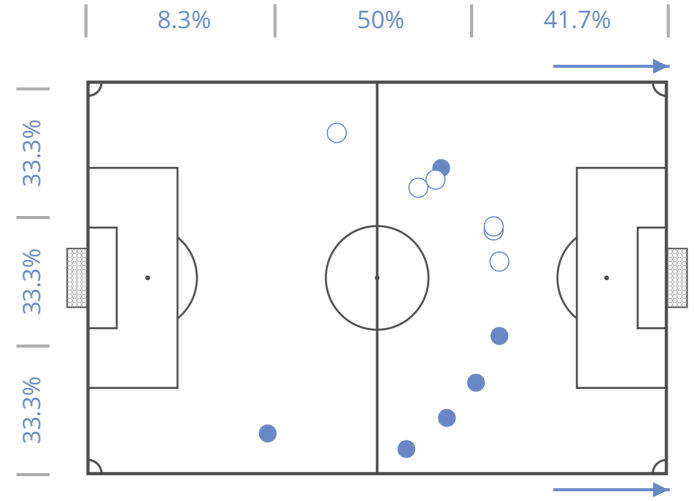
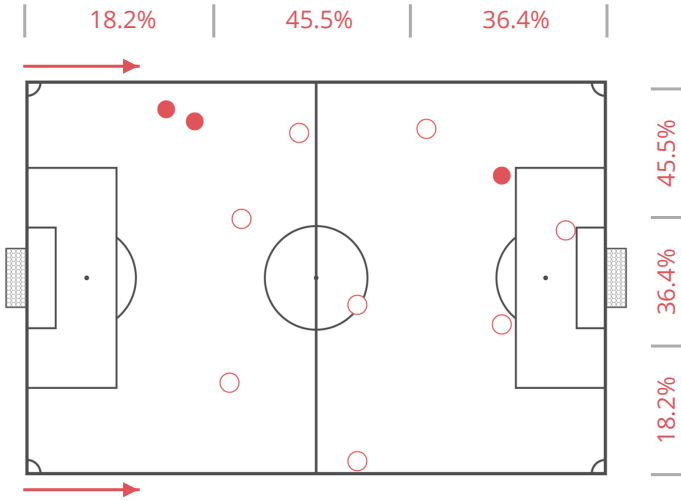
● FIRST HALF

○ SECOND HALF

11

FOULS COMMITTED

12



WORST PLAYERS

S. Trier Madsen (90')	4
J. Lerche (90')	2
A. Hølse Justesen (90')	1
A. Maillet (90')	1
A. Nørager (90')	1

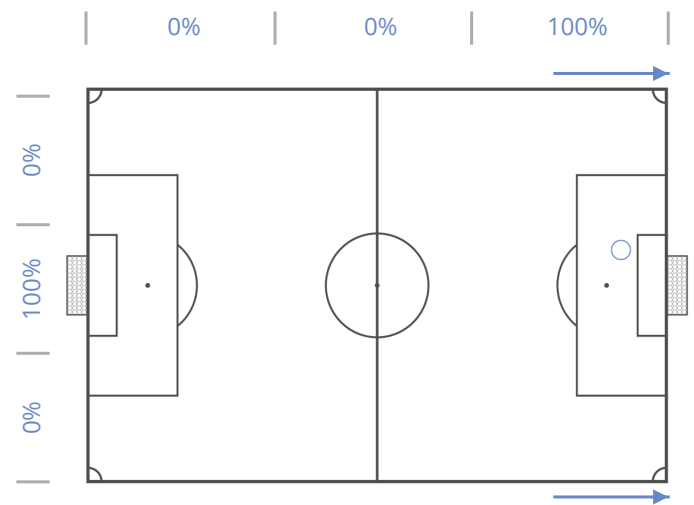
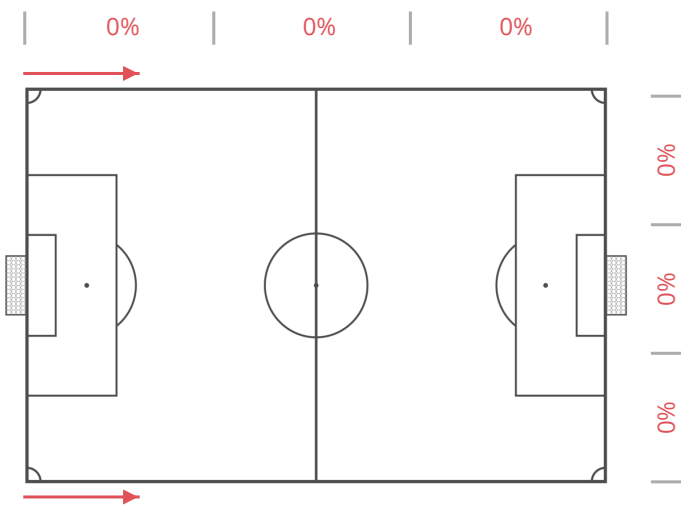
WORST PLAYERS

O. Danielsen (90')	5
M. Danielsen (46')	2
K. Petersen (44')	2
T. Larsen (90')	1
R. Espersen (78')	1

0

OFFSIDES

1



WORST PLAYERS

M. Dongsted (90')	1
-------------------	---

TERRITORIAL COVERAGE



AB U19

NÆSBY U19



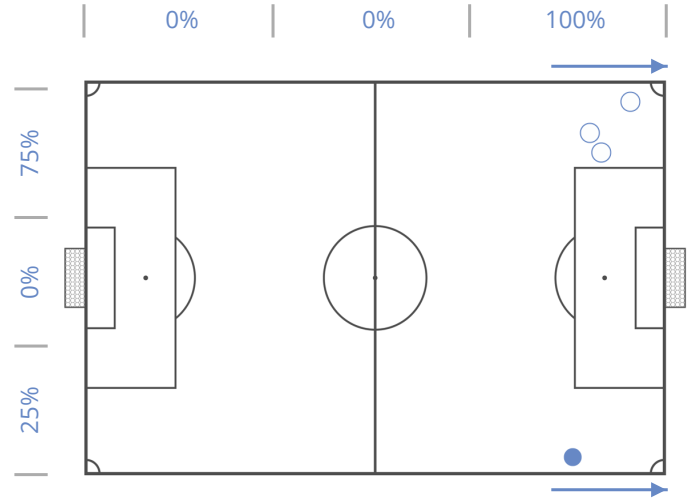
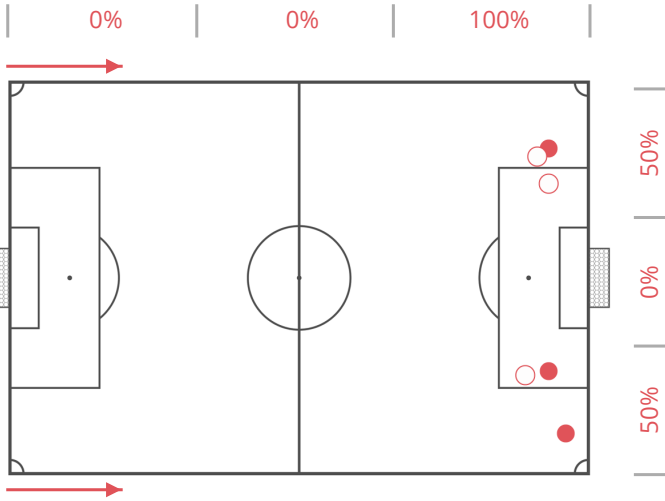
● FIRST HALF

○ SECOND HALF

● FIRST HALF

○ SECOND HALF

6 CROSSES 4



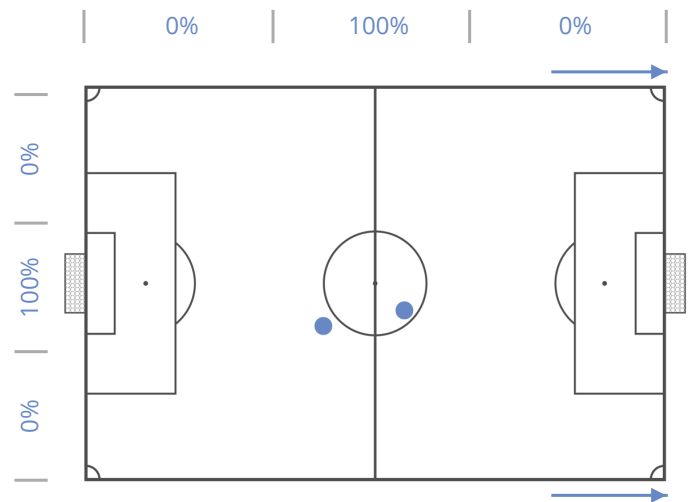
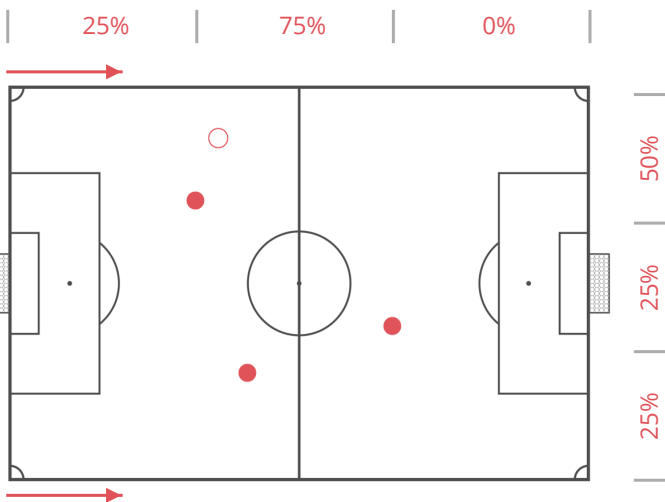
BEST PLAYERS

A. Nørager (90')	2
J. Lerche (90')	2
M. Spiegelhauer Hørbye (88')	1
Y. Aharrar (59')	1

BEST PLAYERS

K. Lehm (90')	2
M. De Claville Bertelsen (90')	1
R. Espersen (78')	1

4 THROUGH PASSES 2



BEST PLAYERS

A. Hølse Justesen (90')	1
A. Nørager (90')	1
J. Lerche (90')	1
K. Thorgrimson (90')	1

BEST PLAYERS

M. Damsbo (90')	1
M. Danielsen (46')	1

DUELS

● FIRST HALF

○ SECOND HALF



AB U19

NÆSBY U19



● WON

● NEUT.

● LOST

● WON

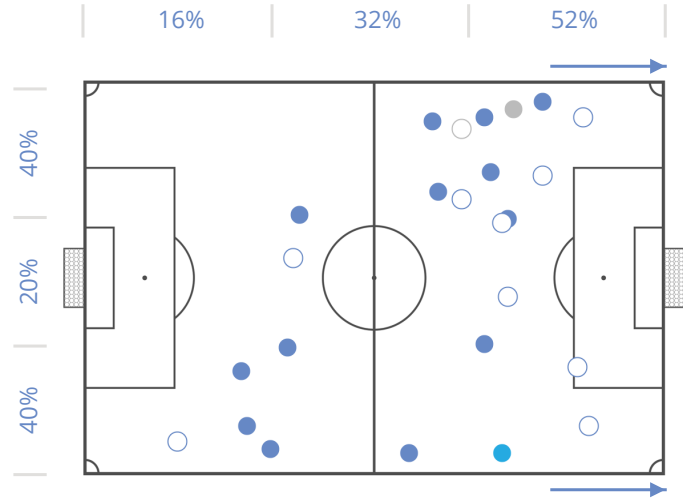
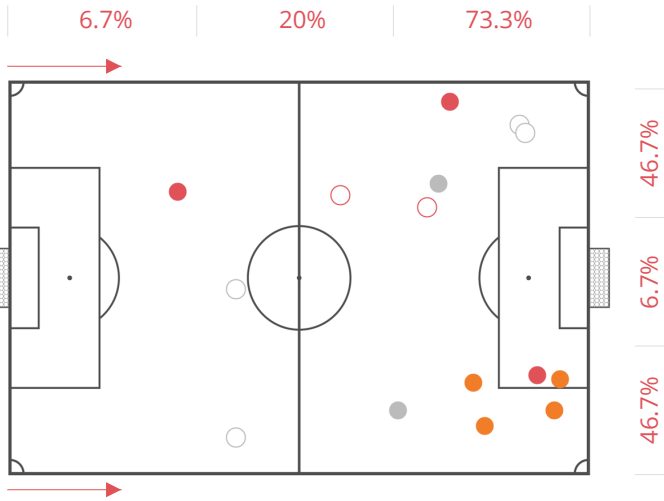
● NEUT.

● LOST

15

1 VS 1 DRIBBLING

25



BEST PLAYERS

DUELS WON NEUT. LOST

J. Lerche (90')	5	1	2	2
A. Maillet (90')	2	1	1	0
A. Nørager (90')	2	1	0	1
O. Harvig Wilsky (77')	2	1	0	1
S. Schultz Christensen (31')	2	1	0	1

BEST PLAYERS

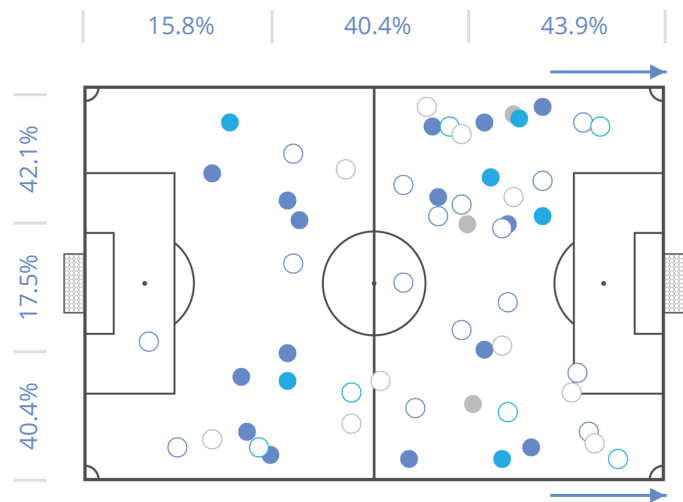
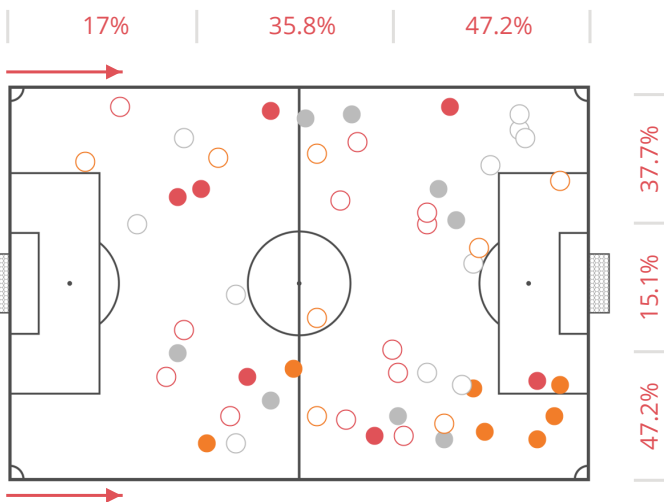
DUELS WON NEUT. LOST

M. De Claville Bertelsen (90')	5	4	0	1
K. Lehm (90')	4	3	0	1
R. Espersen (78')	4	4	0	0
O. Danielsen (90')	3	3	0	0
M. Dongsted (90')	2	2	0	0

59

ATTACKING DUELS

66



BEST PLAYERS

DUELS WON NEUT. LOST

J. Lerche (90')	14	7	3	4
O. Harvig Wilsky (77')	8	3	1	4
A. Maillet (90')	7	1	5	1
A. Nørager (90')	6	2	1	3
S. Schultz Christensen (31')	6	1	3	2

BEST PLAYERS

DUELS WON NEUT. LOST

M. De Claville Bertelsen (90')	13	5	3	5
O. Danielsen (90')	9	6	0	3
K. Lehm (90')	7	4	2	1
P. Plougmann (36')	6	2	2	2
M. Dongsted (90')	5	2	3	0

DUELS

● FIRST HALF

○ SECOND HALF



AB U19

NÆSBY U19



● WON

● NEUT.

● LOST

● WON

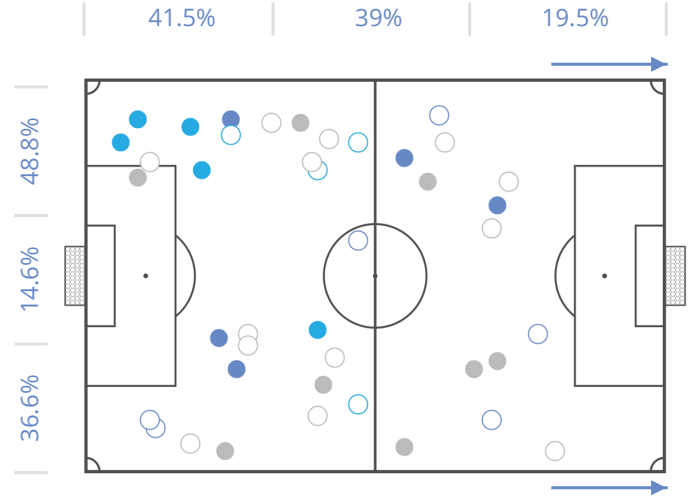
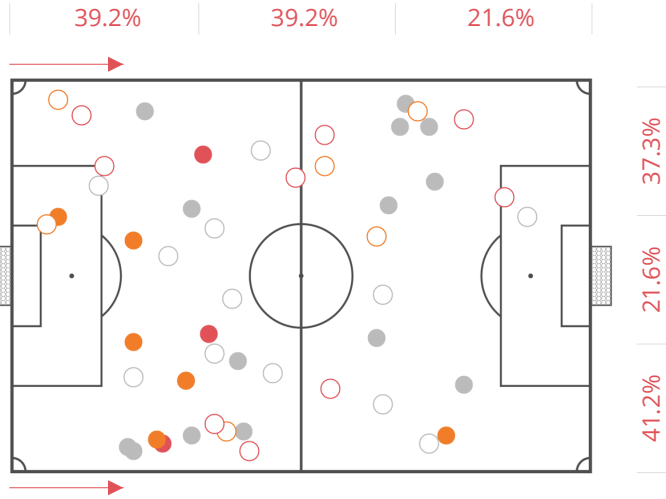
● NEUT.

● LOST

66

DEFENSIVE DUELS

59



BEST PLAYERS

	DUELS	WON	NEUT.	LOST
S. Trier Madsen (90')	10	1	0	9
M. Spiegelhauer Hørbye (88')	7	3	2	2
D. Warmbach (90')	6	2	1	3
J. Lerche (90')	6	0	3	3
A. Hølse Justesen (90')	4	0	3	1

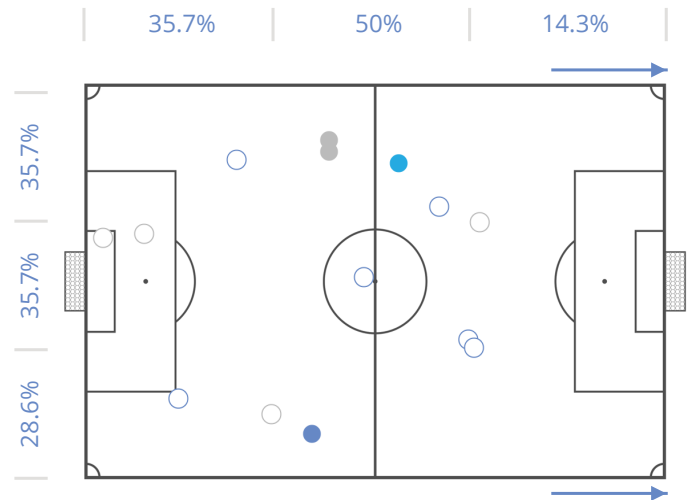
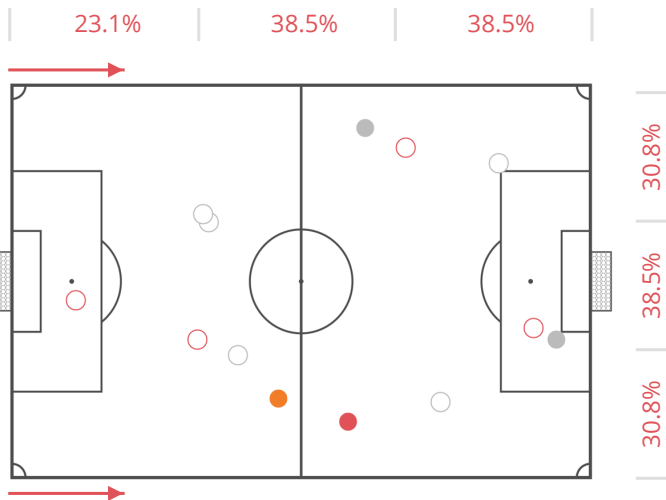
BEST PLAYERS

	DUELS	WON	NEUT.	LOST
J. Hansen (90')	7	2	4	1
K. Petersen (44')	6	0	1	5
P. Plougmann (36')	6	1	1	4
O. Danielsen (90')	5	1	0	4
K. Lehm (90')	4	0	2	2

18

AERIAL DUELS

18



BEST PLAYERS

	DUELS	WON	NEUT.	LOST
R. Philipsen (13')	4	4	0	0
A. Maillet (90')	2	0	0	2
J. Lerche (90')	2	1	1	0
O. Harvig Wilsky (77')	2	0	0	2
A. Nørager (90')	1	0	0	1

BEST PLAYERS

	DUELS	WON	NEUT.	LOST
K. Lehm (90')	3	0	1	2
P. Plougmann (36')	3	2	0	1
J. Hansen (90')	2	1	0	1
M. Damsbo (90')	2	2	0	0
M. De Claville Bertelsen (90')	1	0	0	1

DUELS GRID

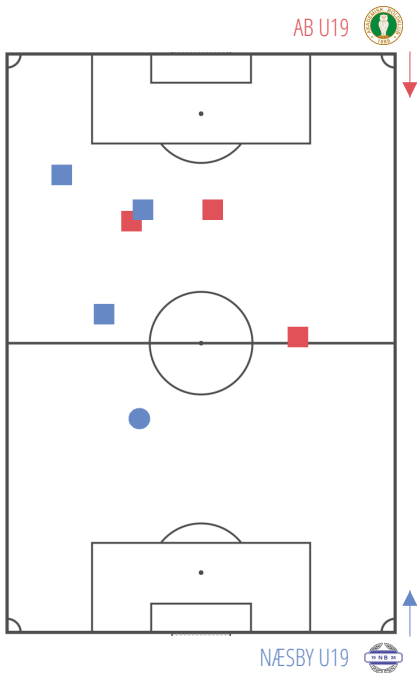
NÆSBY U19

AB U19

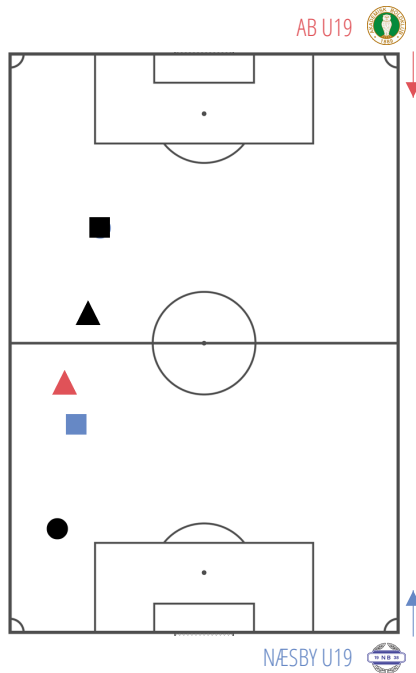
	1. J. Gadkjær	2. K. Lehm	13. R. Espersen	4. M. Damsbo	6. J. Hansen	9. M. Danielsen	3. E. Olsen	12. O. Danielsen	11. M. Dongsted	7. T. Larsen	10. M. De Claville Bertelsen	14. M. Ellegaard	16. P. Plougmann	8. K. Petersen
16. M. Eberlein														
2. J. Lerche		6			2			3			3		3	3
3. M. Spiegelhauer Hørbye								2	1		6			
5. A. Nørager			1	1			2	1	1	1	1		1	
4. K. Thorgrimson									1					
13. A. Holse Justesen						1			1					
11. O. Harvig Wilsky	2				2	3		1			1		2	1
17. Y. Aharrar			2	1	1	2				2				
8. D. Warmbach	1							1	2		2			1
6. S. Trier Madsen	1							7	1	1	2		1	2
7. A. Maillet	1			2	4	1							1	
15. R. Philipsen					1			1		1			1	
18. S. Lerholt														
12. S. Schultz Christensen			1									1	4	

● WON BY AB U19
 ● WON BY NÆSBY U19
 ● NEUTRAL DUELS
▲ AIR CHALL.
 GROUND CHALL.
 ○ DRIBBLES

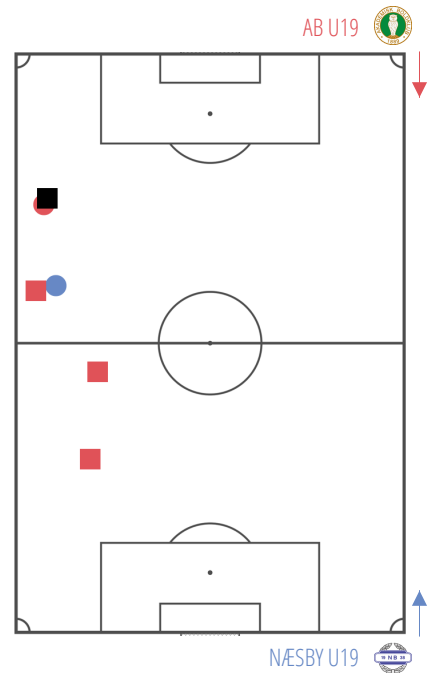
7 S. Trier Madsen
O. Danielsen



6 J. Lerche
K. Lehm



6 M. Spiegelhauer Hørbye
M. De Claville Bertelsen

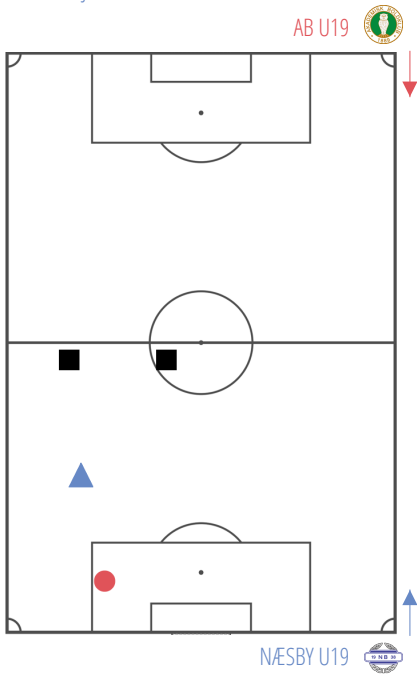


DUELS GRID

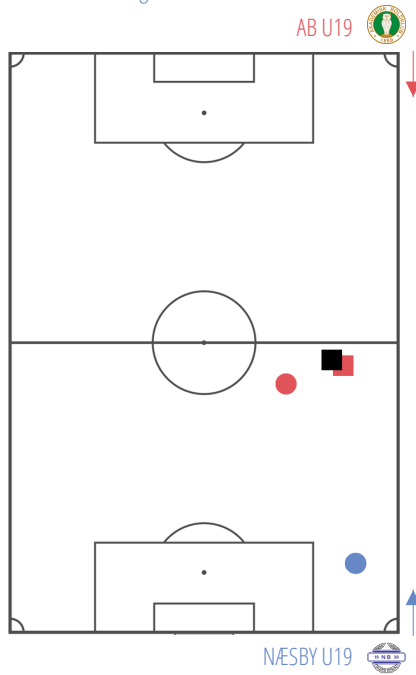
● WON BY AB U19
 ● WON BY NÆSBY U19
 ○ DRIBBLES
 ● NEUTRAL DUELS

△ AIR CHALL.
 □ GROUND CHALL.

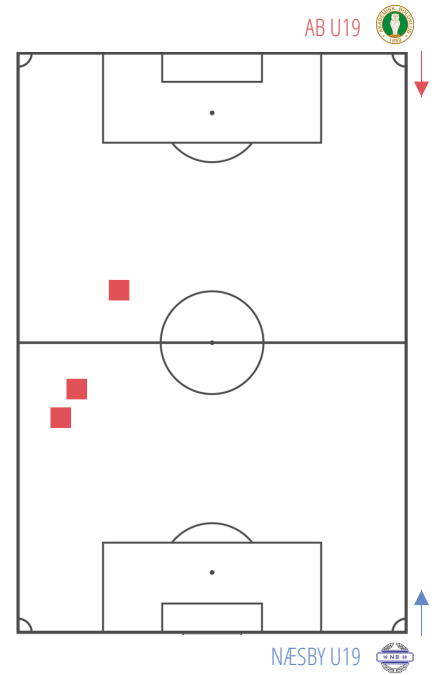
4 A. Maillot
J. Hansen



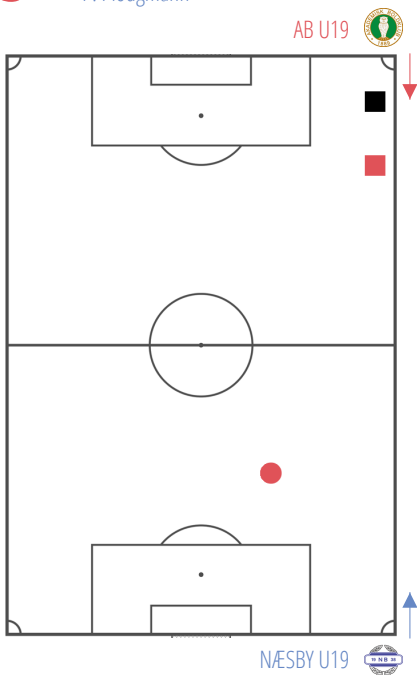
4 S. Schultz Christensen
P. Plougmann



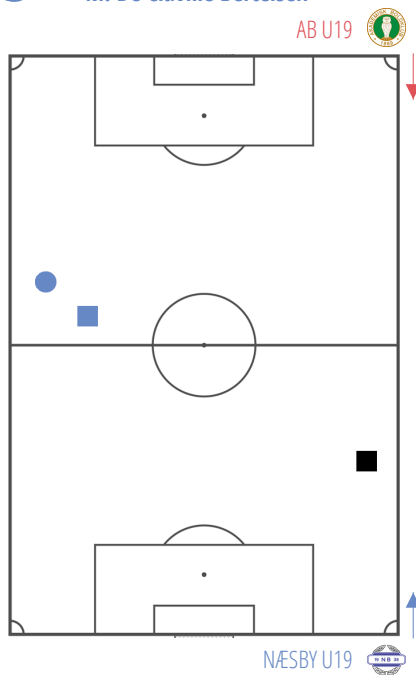
3 J. Lerche
O. Danielsen



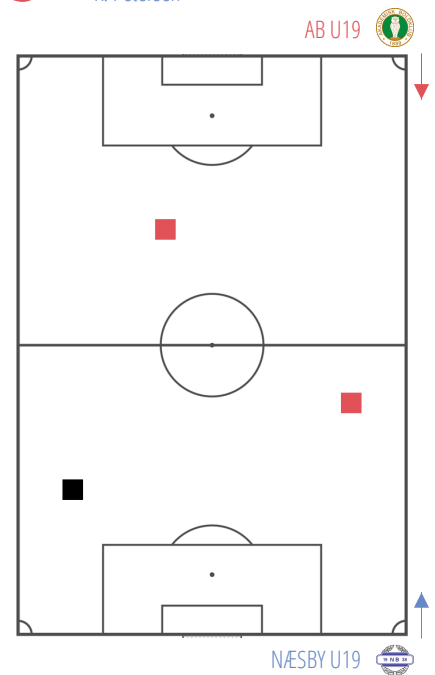
3 J. Lerche
P. Plougmann



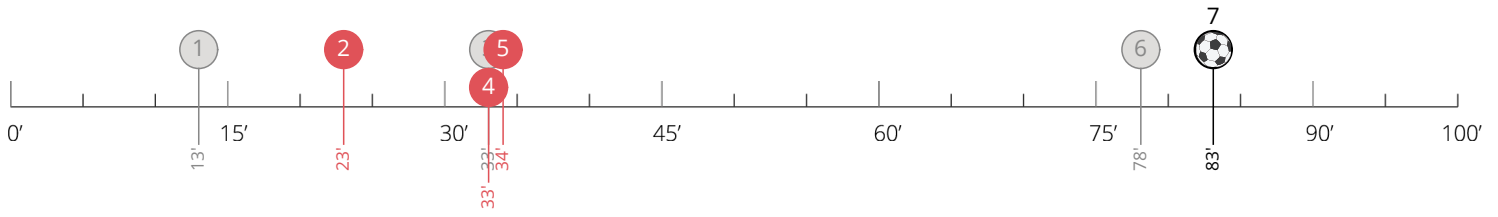
3 J. Lerche
M. De Claville Bertelsen



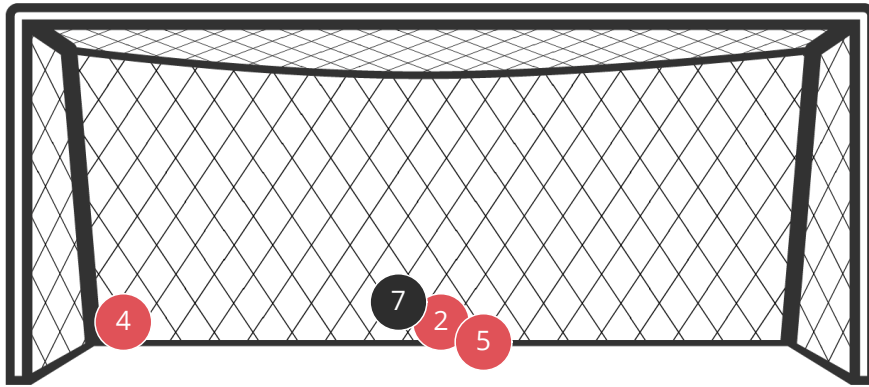
3 J. Lerche
K. Petersen



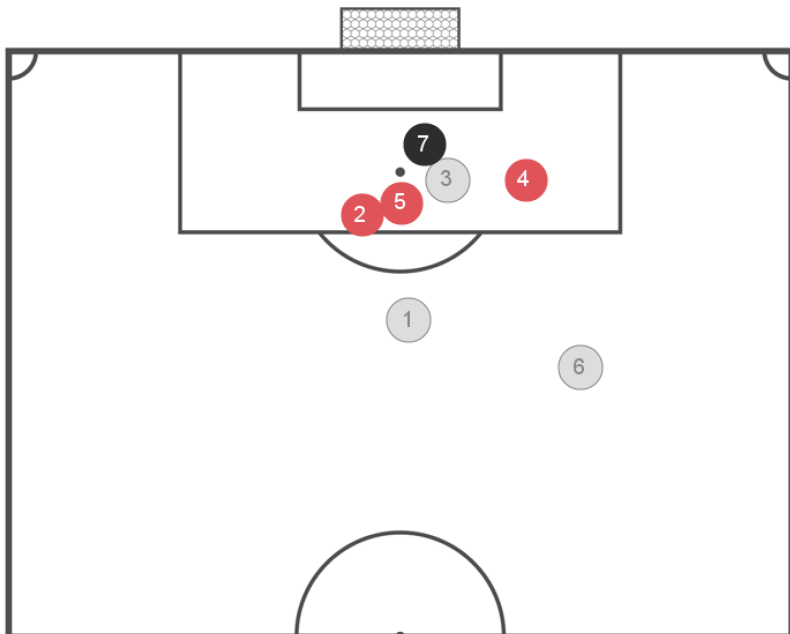
AB U19: GOALS AND STRIKES



7 SHOTS	4 ON TARGET	3 BLOCKED	1 GOALS
-------------------	-----------------------	---------------------	-------------------



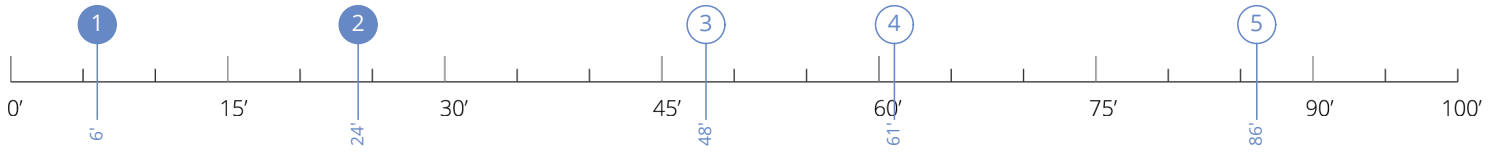
● ON TARGET ○ OUT OF TARGET ● BLOCKED ● GOAL



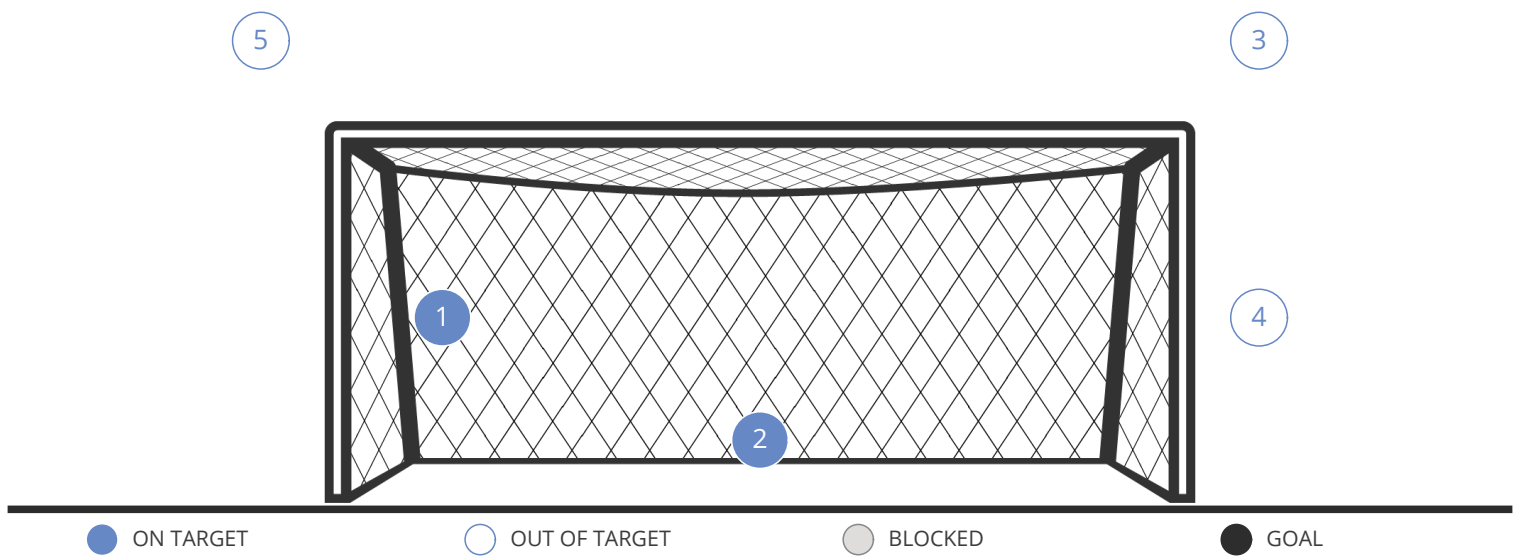
PLAYERS

	FOOT
1 Y. Aharrar	Right
2 Y. Aharrar	Left
3 O. Harvig Wilsky	Heading
4 S. Trier Madsen	Right
5	Left
6 M. Spiegelhauer Hørbye	Right
7 A. Maillet	Right

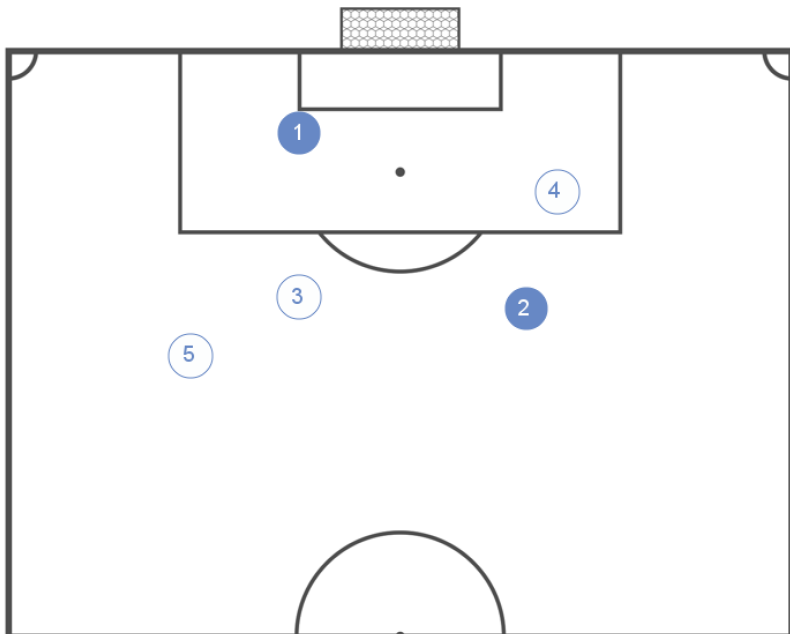
NÆSBY U19: GOALS AND STRIKES



5 SHOTS 2 ON TARGET 0 BLOCKED 0 GOALS



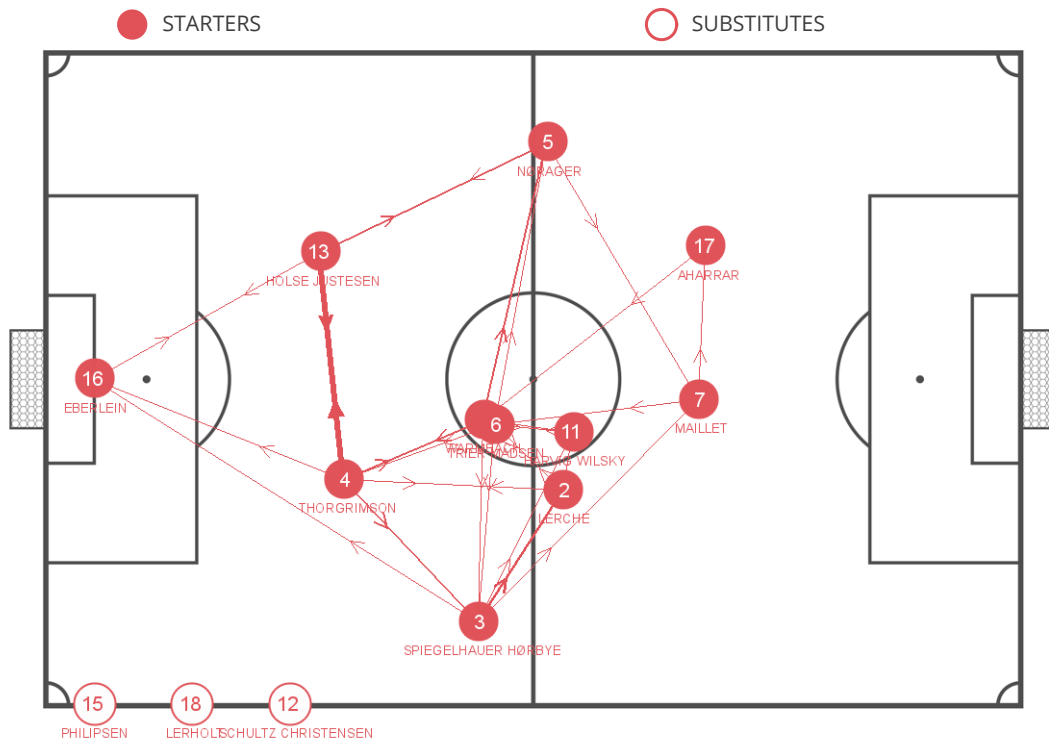
● ON TARGET ○ OUT OF TARGET ● BLOCKED ● GOAL



PLAYERS

	PLAYERS	FOOT
1	M. Dongsted	Right
2	M. De Claville Bertelsen	Right
3	M. De Claville Bertelsen	Right
4	M. Dongsted	Right
5	M. De Claville Bertelsen	Left

AB U19: PASSES



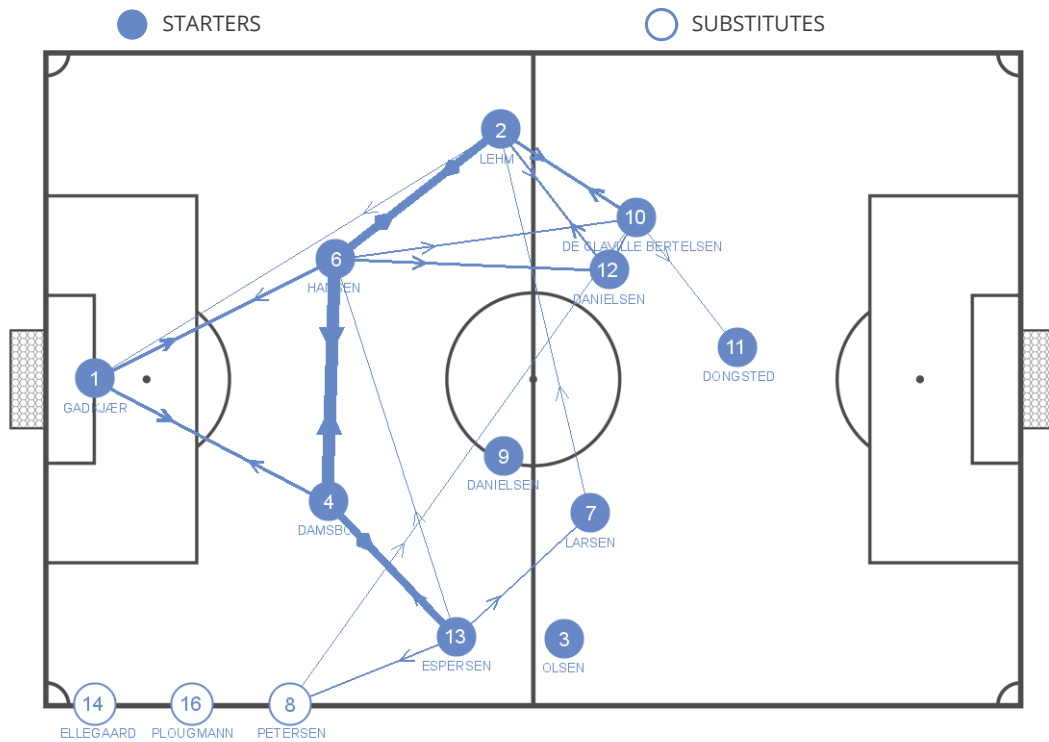
	16. M. Eberlein	2. J. Lerche	3. M. Spiegelhauer Hørbye	5. A. Nørager	4. K. Thorgrimson	13. A. Holse Justesen	11. O. Harvig Wilsky	17. Y. Aharrar	8. D. Warmbach	6. S. Trier Madsen	7. A. Maillet	15. R. Philipsen	18. S. Lerholt	12. S. Schultz Christensen
16. M. Eberlein	2 (2)	2 (1)	2	3	1 (1)	1	2 (1)							
2. J. Lerche	2	1	4	1	2	4	2							
3. M. Spiegelhauer Hørbye	3	8 (1)	2	3	3	3 (1)	2 (2)							
5. A. Nørager	1		3	2	1	3								
4. K. Thorgrimson	4	3 (2)	7		15									
13. A. Holse Justesen	4		5	12	1 (1)	2	1							1
11. O. Harvig Wilsky		3	1	1		1	1	4	1					
17. Y. Aharrar			1			1	3	2						
8. D. Warmbach		1	4	7 (2)	5	1	3	1	2	1				
6. S. Trier Madsen		4	3	3	3	1	4	1	4	1				1
7. A. Maillet		1	1			2	3		4					1
15. R. Philipsen		1			1									
18. S. Lerholt														
12. S. Schultz Christensen		1 (1)		1			1							

PASSES RECEIVED BY THE PLAYER

PASSES MADE BY THE PLAYER

(*) HIGH PASSES

NÆSBY U19: PASSES



	1. J. Gadkjær	2. K. Lehm	13. R. Espersen	4. M. Damsbo	6. J. Hansen	9. M. Danielsen	3. E. Olsen	12. O. Danielsen	11. M. Dongsted	7. T. Larsen	10. M. De Claville Bertelsen	14. M. Ellegaard	16. P. Plougmann	8. K. Petersen
1. J. Gadkjær	3	1 (1)	10	11	2	1 (1)				1				
2. K. Lehm	4	2	7	4	2	2	2	1	6	2	11 (1)			1
13. R. Espersen	1		2	2	2	2	2	1	6	2				7
4. M. Damsbo	8	2	21	33	1			1	1 (1)	3		1		
6. J. Hansen	7	23	34 (1)	1				8	3	1	5		1 (1)	
9. M. Danielsen	1	2	2	1		1	2		1 (1)	1				
3. E. Olsen			1	1	1		1			1				
12. O. Danielsen	1	9	1	1	2	1		1	1	7	1			2
11. M. Dongsted		1			1	2			2				1	1
7. T. Larsen		4	2	2	3	1	1	1					1	
10. M. De Claville Bertelsen		10	2	2	2	2	1 (1)	2	4 (1)	1			1	3
14. M. Ellegaard				1	1			1					2	
16. P. Plougmann	1		1						2	1				2
8. K. Petersen			3	2				2	3	4 (1)	1	1		

PASSES RECEIVED BY THE PLAYER

PASSES MADE BY THE PLAYER

(*) HIGH PASSES

AB U19: PLAYER EVENTS

		MINUTES PLAYED	GOALS / GOALS ON PENALTY	ASSISTS	TOUCHES	SHOTS / ON TARGET	FOULS COMM. / CONCEDED	YELLOW CARDS / RED CARDS	OFFSIDES	FREE K. SHOTS / ON TARGET	FREE K. CROSS / ACCURATE	CORNERS / ACCURATE	THROW INS / ACCURATE
16	M. Eberlein	90	0/0	0	17	0/0	0/0	0/0	0	0/0	0/0	0/0	0/0
2	J. Lerche	90	0/0	0	23	0/0	2/3	0/0	0	0/0	0/0	0/0	0/0
3	M. Spiegelhauer Hørbye	88	0/0	0	32	1/0	0/1	0/0	0	0/0	0/0	0/0	5/5
5	A. Nørager	90	0/0	0	27	0/0	1/2	0/0	0	0/0	1/0	2/1	7/6
4	K. Thorgrimson	90	0/0	0	47	0/0	0/0	0/0	0	0/0	0/0	0/0	0/0
13	A. Holse Justesen	90	0/0	0	36	0/0	1/0	0/0	0	0/0	0/0	0/0	0/0
11	O. Harvig Wilsky	77	0/0	0	16	1/0	0/2	0/0	0	0/0	0/0	0/0	2/2
17	Y. Aharrar	59	0/0	0	10	2/1	1/2	0/0	0	0/0	1/0	2/0	0/0
8	D. Warmbach	90	0/0	0	31	0/0	0/1	0/0	0	0/0	0/0	1/1	0/0
6	S. Trier Madsen	90	0/0	0	38	1/1	4/0	0/0	0	0/0	0/0	0/0	0/0
7	A. Maillot	90	1/0	0	12	1/1	1/0	0/0	0	0/0	0/0	0/0	1/1
15	R. Philipsen	13	0/0	1	5	0/0	0/1	0/0	0	0/0	0/0	0/0	0/0
18	S. Lerholt	2	0/0	0	3	0/0	0/0	0/0	0	0/0	0/0	0/0	0/0
12	S. Schultz Christensen	31	0/0	0	7	0/0	1/0	0/0	0	0/0	0/0	0/0	0/0

		DUELS / WON	GROUND CHALL. / WON	AIR CHALL. / WON	ATTACKING CHALL.	DEFENDING CHALL.	DRIBBLES	TACKLES	DEFENDING 1V1	RECOVERED IN OPP. HALF	LOSSES IN OPP. HALF
16	M. Eberlein	0/0	0/0	0/0	0	0	0	0	0	0	0
2	J. Lerche	23/8	21/7	2/1	14	6	5	0	1	0	0
3	M. Spiegelhauer Hørbye	11/5	10/5	1/0	1	7	0	0	3	0	2
5	A. Nørager	14/6	13/6	1/0	6	4	2	0	0	1	4
4	K. Thorgrimson	1/0	1/0	0/0	0	1	0	0	1	0	1
13	A. Holse Justesen	6/1	6/1	0/0	0	4	0	0	0	0	0
11	O. Harvig Wilsky	19/6	17/6	2/0	8	4	2	0	3	0	2
17	Y. Aharrar	8/3	8/3	0/0	3	4	1	1	3	0	2
8	D. Warmbach	10/5	10/5	0/0	3	6	0	0	3	1	0
6	S. Trier Madsen	24/6	23/6	1/0	5	10	1	1	4	1	1
7	A. Maillot	14/2	12/2	2/0	7	2	2	0	1	1	0
15	R. Philipsen	5/4	1/0	4/4	0	1	0	0	0	0	0
18	S. Lerholt	0/0	0/0	0/0	0	0	0	0	0	0	0
12	S. Schultz Christensen	8/2	8/2	0/0	6	2	2	0	0	0	2

		PASSES / ACCURATE	% ACCURATE	LONG PASSES / ACCURATE	THROUGH PASSES / ACCURATE	IN THE BOX / ACCURATE	CROSSES / ACCURATE	CROSS FROM BYLINE	CROSS HIGH	CROSS LOW	CROSS BLOCKED
16	M. Eberlein	15/13	87	6/5	0/0	0/0	0/0	0	0	0	0
2	J. Lerche	20/16	80	0/0	1/1	2/0	2/0	1	0	1	1
3	M. Spiegelhauer Hørbye	31/23	75	7/4	0/0	0/0	1/1	1	1	0	0
5	A. Nørager	24/14	59	4/0	1/0	1/0	2/1	2	2	0	0
4	K. Thorgrimson	43/36	84	4/2	1/0	1/0	0/0	0	0	0	0
13	A. Holse Justesen	30/26	87	3/1	1/0	0/0	0/0	0	0	0	0
11	O. Harvig Wilsky	16/12	75	1/0	0/0	0/0	0/0	0	0	0	0
17	Y. Aharrar	8/7	88	0/0	0/0	0/0	1/0	1	0	1	0
8	D. Warmbach	30/27	90	4/2	0/0	0/0	0/0	0	0	0	0
6	S. Trier Madsen	32/28	88	2/1	0/0	0/0	0/0	0	0	0	0
7	A. Maillot	12/12	100	0/0	0/0	1/1	0/0	0	0	0	0
15	R. Philipsen	5/2	40	0/0	0/0	0/0	0/0	0	0	0	0
18	S. Lerholt	1/0	0	1/0	0/0	0/0	0/0	0	0	0	0
12	S. Schultz Christensen	3/3	100	1/1	0/0	1/1	0/0	0	0	0	0

NÆSBY U19: PLAYER EVENTS

		MINUTES PLAYED	GOALS / GOALS ON PENALTY	ASSISTS	TOUCHES	SHOTS / ON TARGET	FOULS COMM. / CONCEDED	YELLOW CARDS / RED CARDS	OFFSIDES	FREE K. SHOTS / ON TARGET	FREE K. CROSS / ACCURATE	CORNERS / ACCURATE	THROW INS / ACCURATE
1	J. Gadkjær	90	0/0	0	35	0/0	0/0	0/0	0	0/0	0/0	0/0	0/0
2	K. Lehm	90	0/0	0	58	0/0	0/1	0/0	0	0/0	0/0	0/0	12/11
13	R. Espersen	78	0/0	0	41	0/0	1/0	0/0	0	0/0	0/0	0/0	9/8
4	M. Damsbo	90	0/0	0	84	0/0	0/0	0/0	0	0/0	0/0	0/0	0/0
6	J. Hansen	90	0/0	0	92	0/0	0/1	0/0	0	0/0	0/0	0/0	0/0
9	M. Danielsen	46	0/0	0	16	0/0	2/2	0/0	0	0/0	0/0	0/0	0/0
3	E. Olsen	54	0/0	0	5	0/0	1/0	0/0	0	0/0	1/0	0/0	0/0
12	O. Danielsen	90	0/0	0	38	0/0	5/0	1/0	0	0/0	1/1	0/0	0/0
11	M. Dongsted	90	0/0	0	11	2/1	0/2	0/0	1	0/0	0/0	0/0	0/0
7	T. Larsen	90	0/0	0	24	0/0	1/0	0/0	0	0/0	0/0	0/0	0/0
10	M. De Claville Bertelsen	90	0/0	0	40	3/1	0/0	0/0	0	0/0	0/0	0/0	1/1
14	M. Ellegaard	12	0/0	0	6	0/0	0/1	0/0	0	0/0	0/0	0/0	3/3
16	P. Plougmann	36	0/0	0	9	0/0	0/2	0/0	0	0/0	0/0	0/0	1/1
8	K. Petersen	44	0/0	0	19	0/0	2/2	1/0	0	0/0	1/0	0/0	0/0

		DUELS / WON	GROUND CHALL. / WON	AIR CHALL. / WON	ATTACKING CHALL.	DEFENDING CHALL.	DRIBBLES	TACKLES	DEFENDING 1V1	RECOVERED IN OPP. HALF	LOSSES IN OPP. HALF
1	J. Gadkjær	1/1	0/0	1/1	0	0	0	0	0	0	0
2	K. Lehm	16/4	13/4	3/0	7	4	4	1	2	0	2
13	R. Espersen	6/5	6/5	0/0	4	2	4	0	1	0	0
4	M. Damsbo	5/5	3/3	2/2	1	2	1	0	1	2	2
6	J. Hansen	11/4	9/3	2/1	0	7	0	0	3	0	0
9	M. Danielsen	8/4	8/4	0/0	3	4	2	0	2	1	1
3	E. Olsen	4/1	3/0	1/1	1	1	1	0	0	0	0
12	O. Danielsen	20/9	19/9	1/0	9	5	3	2	0	3	5
11	M. Dongsted	8/4	8/4	0/0	5	0	2	0	0	1	0
7	T. Larsen	7/3	6/2	1/1	4	1	0	0	0	0	3
10	M. De Claville Bertelsen	18/8	17/8	1/0	13	3	5	1	1	0	7
14	M. Ellegaard	1/1	1/1	0/0	1	0	0	0	0	0	0
16	P. Plougmann	16/6	13/4	3/2	6	6	1	0	3	1	0
8	K. Petersen	10/4	10/4	0/0	3	6	2	0	0	2	1

		PASSES / ACCURATE	% ACCURATE	LONG PASSES / ACCURATE	THROUGH PASSES / ACCURATE	IN THE BOX / ACCURATE	CROSSES / ACCURATE	CROSS FROM BYLINE	CROSS HIGH	CROSS LOW	CROSS BLOCKED
1	J. Gadkjær	33/31	94	5/3	0/0	0/0	0/0	0	0	0	0
2	K. Lehm	57/45	79	6/1	0/0	1/1	2/2	1	1	1	0
13	R. Espersen	39/35	90	0/0	0/0	0/0	1/1	0	1	0	0
4	M. Damsbo	82/71	87	7/1	1/0	0/0	0/0	0	0	0	0
6	J. Hansen	89/84	95	2/2	0/0	0/0	0/0	0	0	0	0
9	M. Danielsen	15/10	67	3/0	1/1	0/0	0/0	0	0	0	0
3	E. Olsen	5/5	100	0/0	0/0	0/0	0/0	0	0	0	0
12	O. Danielsen	35/27	78	0/0	0/0	0/0	0/0	0	0	0	0
11	M. Dongsted	11/10	91	0/0	0/0	1/1	0/0	0	0	0	0
7	T. Larsen	23/16	70	3/0	0/0	1/0	0/0	0	0	0	0
10	M. De Claville Bertelsen	38/30	79	3/2	0/0	0/0	1/0	0	0	0	1
14	M. Ellegaard	5/5	100	0/0	0/0	0/0	0/0	0	0	0	0
16	P. Plougmann	8/7	88	0/0	0/0	0/0	0/0	0	0	0	0
8	K. Petersen	18/16	89	1/1	0/0	0/0	0/0	0	0	0	0

MATCH REPORT GUIDE

SECTION 1

AVERAGE POSITIONS

Players position is calculated on an average detected point which takes into consideration every kind of action, including those with no ball possession.

White-filled circles are substitutes indicators.

SECTION 2

GENERALS**Average position**

It shows the barycentre of the team, considering the average place of its actions.

CONSTRUCTION**Actions started by goalkeeper**

It considers all the actions started by the goalkeeper. It will be considered as a single one even if inside the same action he is involved more than once before the ball crosses the halfway line.

Long pass

Number of throws beyond the halfway line.

Low

Number of throws to a fellow teammate inside his half of the field.

Right

Number of actions crossing the halfway line in the right side.

Left

Number of actions crossing the halfway line in the left side.

Center

Number of actions crossing the halfway line in the central area.

Failed

Number of actions stopped before crossing the halfway line.

ATTACKING PLAY**Actions finalization**

It shows team offensive dangerousness and the way it is carried out.

Shot from outside of penalty area

Number of team shots from outside the penalty area.

Crosses

It shows how many finalizations are completed straight after a cross from the flanks.

Build-Up play

It shows how many finalizations are completed straight after a build-up play.

Long ball

It shows how many finalizations are completed straight after a long ball.

DEFENSIVE**Final Third Entries**

Number of times the opponent team plays the ball between the halfway line and the penalty area.

Fouls near the box

Number of fouls committed by the team nearby its penalty areas

SECTION 3

TERRITORIAL COVERAGE**Ball possession recovery**

It only takes into consideration the actual number of ball possession recoveries, even if temporary. Recoveries caused by opponents mistakes are not considered (i.e. ball kicked out of the pitch by the opponent).

SECTION 4

DUELS**Attacking duels**

Number of duels carried out when the team has ball possession.

Defensive duels

Number of duels carried out when the opponent team has ball possession.

SECTION 7

PASSES

Players position is calculated on an average detected point based on the position occupied, considering every kind of action, including those with no ball possession.

Lines connecting players show the number of passes. The thicker is the line, the higher is the number of passes between each other.