



HIK U19

Coach :

17/09/2016
U19 DIVISION 2016/2017

4 - 1



NÆSBY U19

Coach :



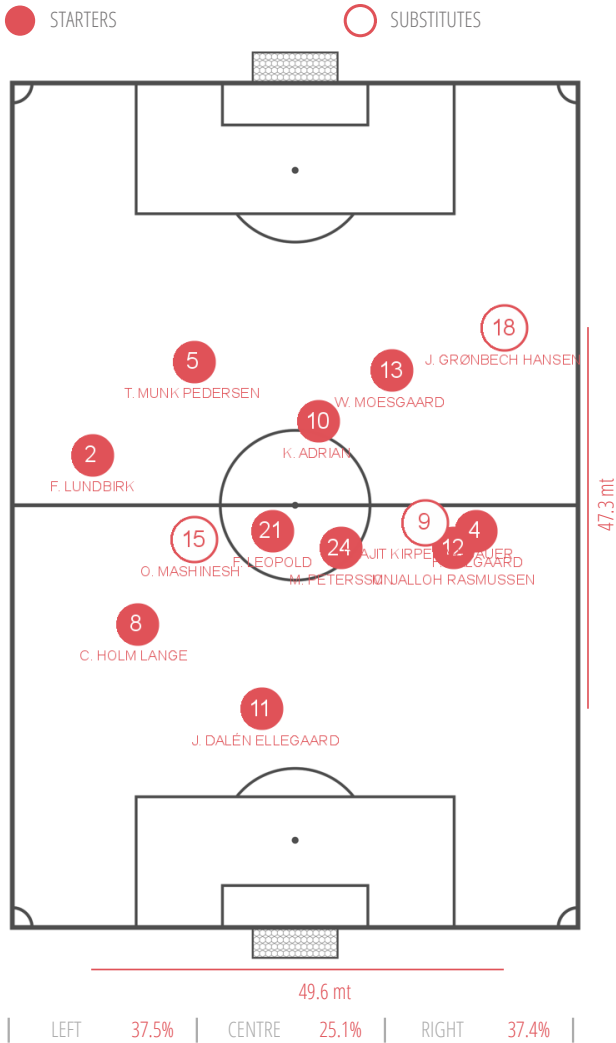
22	GKP	E. Larsen ('98)			1	GKP	C. Frost Jensen (')		
4	DEF	F. Dalgaard ('98)	45'	←	12	DEF	R. Espersen ('99)		
5	DEF	T. Munk Pedersen ('98)			6	DEF	R. Rasmussen ('98)		
2	DEF	F. Lundbirk ('99)			5	DEF	J. Hansen ('98)	45'	←
13	MID	W. Moesgaard (')			4	DEF	M. Damsbo ('98)	36'	←
21	MID	F. Leopold (')			2	DEF	K. Lehm ('98)		
10	MID	K. Adrian ('98)	60'	←	3	MID	E. Olsen ('99)		
8	MID	C. Holm Lange ('98)	8'	⚽	10	MID	M. De Claville Bertelse	60'	←
12	FWD	M. Jalloh Rasmussen (')	75'	←	7	MID	T. Larsen ('98)		
11	FWD	J. Dalén Ellegaard ('98)	55'	🟡	8	MID	K. Petersen ('99)		
24		M. Petersson (')	25'	⚽	9	FWD	R. Thomsen ('98)	90'	🟡 52' ⚽

SUBSTITUTES

18	DEF	J. Grønbech Hansen (')	45'	→	83'	🟡	14	DEF	M. Ellegaard ('99)	45'	→	71'	🟡
15	FWD	O. Mashinesh ('98)	60'	→			15	MID	C. Haller ('98)	60'	→		
9	FWD	D. Ajit Kirpekar-Sauer	75'	→			11	MID	O. Nielsen ('99)	36'	→		

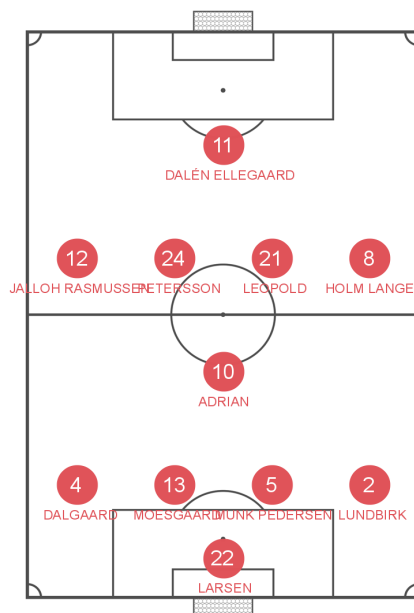
HIK U19

AVERAGE POSITIONS



PLAYERS

4	DEF	F. Dalgaard
5	DEF	T. Munk Pedersen
2	DEF	F. Lundbirk
13	MID	W. Moesgaard
21	MID	F. Leopold
10	MID	K. Adrian
8	MID	C. Holm Lange
12	FWD	M. Jalloh Rasmussen
11	FWD	J. Dalén Ellegaard
24		M. Petersson
18	DEF	J. Grønbech Hansen
15	FWD	O. Mashinesh
9	FWD	D. Ajit Kirpekar-Sauer

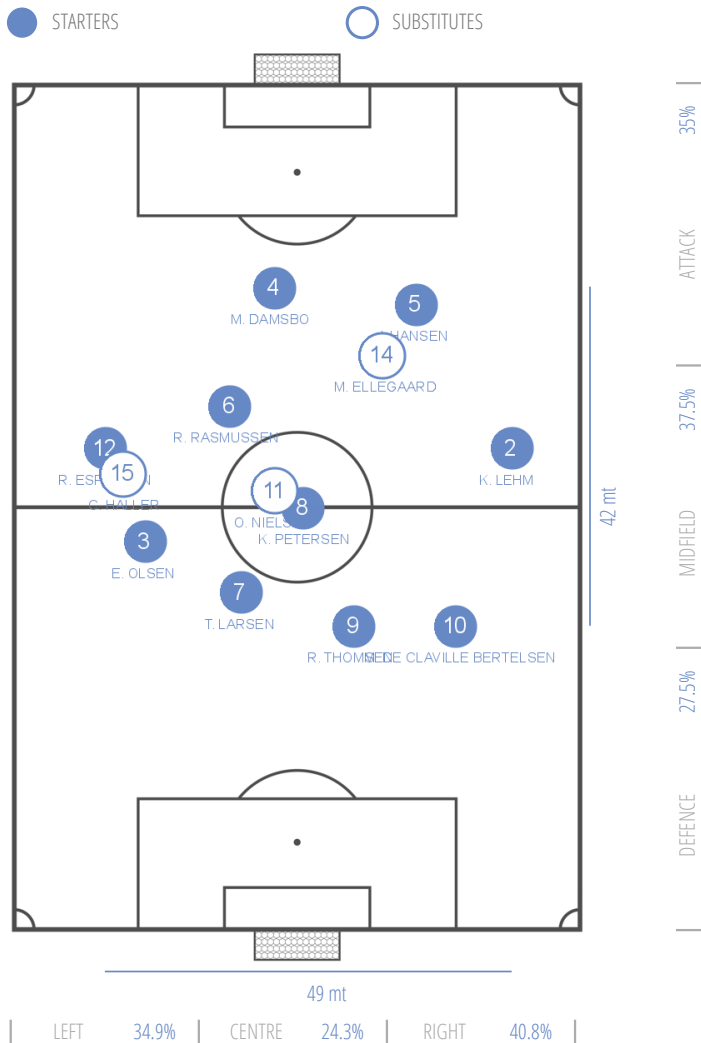


4-1-4-1

Used from 0' >> 97'

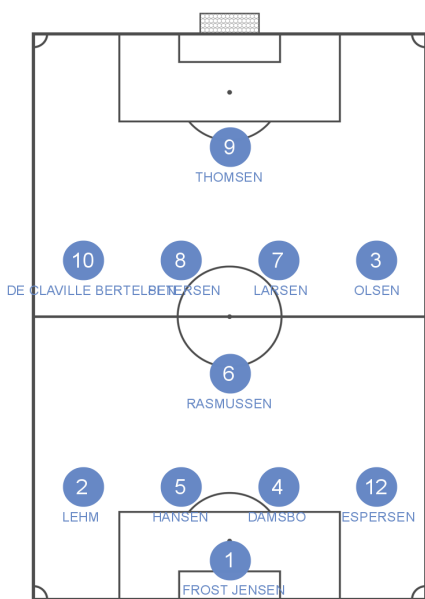
NÆSBY U19

AVERAGE POSITIONS

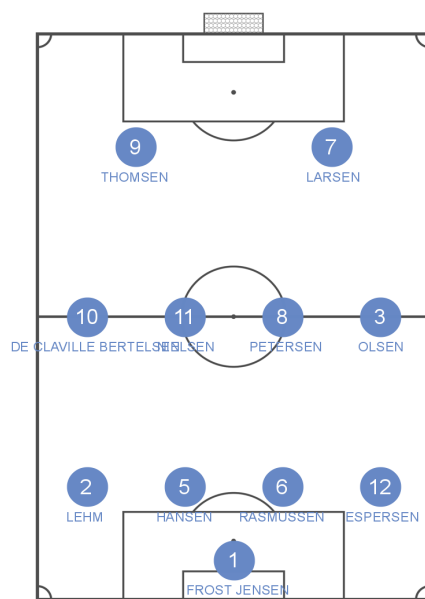


PLAYERS

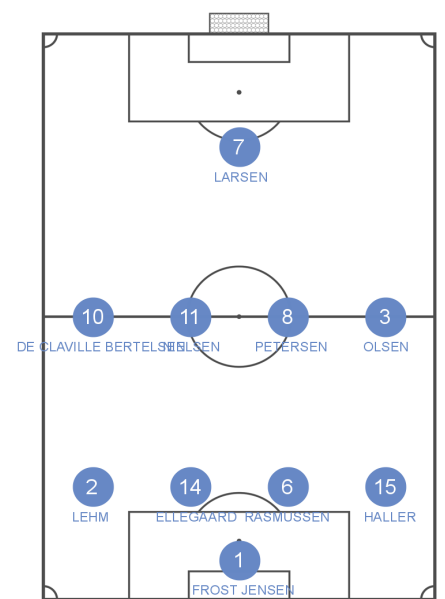
12	DEF	R. Espersen
6	DEF	R. Rasmussen
5	DEF	J. Hansen
4	DEF	M. Damsbo
2	DEF	K. Lehm
3	MID	E. Olsen
10	MID	M. De Claville Bertelsen
7	MID	T. Larsen
8	MID	K. Petersen
9	FWD	R. Thomsen
14	DEF	M. Ellegaard
15	MID	C. Haller
11	MID	O. Nielsen



4-1-4-1
Used from 0' >> 36'



4-4-2
Used from 36' >> 95'



4-4-1
Used from 95' >> 97'



HIK U19



NÆSBY U19

	1 HALF	2 HALF	TOTAL	1 HALF	2 HALF	TOTAL
GENERALS						
BALL POSSESSION	16 min	13 min	29 min	18 min	20 min	38 min
AVERAGE POSITION	49.7 mt	55.7 mt	52.7 mt	59.6 mt	49.8 mt	54.7 mt
CORNERS	2	1	3	0	6	6
FREE KICK CROSS	3	3	6	1	2	3
FREE KICK SHOT	0	1	1	0	0	0
FOULS	8	9	17	5	11	16
OFFSIDES	0	4	4	4	2	6

CONSTRUCTION						
PASSES (% ACCURATE)	207 (74.9%)	133 (65.4%)	340 (71.2%)	243 (77.8%)	232 (78.4%)	475 (78.1%)
- Final Third Entries (% Accurate)	80 (78.8%)	57 (56.1%)	137 (69.3%)	118 (81.4%)	65 (89.2%)	183 (84.2%)
- Other (% Accurate)	127 (72.4%)	76 (72.4%)	203 (72.4%)	125 (74.4%)	167 (74.3%)	292 (74.3%)
LONG PASSES (% ACCURATE)	24 (41.7%)	24 (33.3%)	48 (37.5%)	33 (63.6%)	31 (54.8%)	64 (59.4%)
THROUGH PASSES (% ACCURATE)	3 (33.3%)	(0%)	3 (33.3%)	7 (28.6%)	5 (40%)	12 (33.3%)
COUNTERATTACKS	0	3	3	1	1	2
ACTIONS STARTED BY GOALKEEPER	21	17	38	14	15	29
- Long pass	15	6	21	11	14	25
- LOW	6	11	17	3	1	4
-- % Right	0%	9.1%	5.9%	0%	0%	0%
-- % Left	33.3%	9.1%	17.6%	33.3%	100%	50%
-- % Center	0%	9.1%	5.9%	33.3%	0%	25%
-- % Failed	66.7%	72.7%	70.6%	33.3%	0%	25%



HIK U19



NÆSBY U19

	1 HALF	2 HALF	TOTAL	1 HALF	2 HALF	TOTAL
ATTACKING PLAY						
OPPORTUNITY (% SUCCESSFUL)	5 (60%)	3 (33.3%)	8 (50%)	2 (0%)	4 (25%)	6 (16.7%)
SHOTS	8	3	11	5	11	16
Shot from outside of penalty area	8	3	11	5	11	16
Shot from inside of penalty area	0	0	0	0	0	0
ACTIONS FINALIZATION	21	13	34	18	20	38
- Shot from outside of penalty area	8	3	11	5	11	16
- CROSSES	0	2	2	0	5	5
-- From left (%)	0	1 (50%)	1 (50%)	0	2 (40%)	2 (40%)
-- From right (%)	0	1 (50%)	1 (50%)	0	3 (60%)	3 (60%)
- Build-Up play	13	7	20	13	4	17
- Long ball	0	1	1	0	0	0
DEFENSIVE						
SAVES	0	0	0	1	1	2
CLEARANCES	3	7	10	3	5	8
- Low	0	0	0	0	0	0
- High	3	7	10	3	5	8
BALL RECOVERY	52	45	97	36	43	79
- End action	18	11	29	20	19	39
- Real recovery	17	18	35	0	5	5
- Temporary recovery	17	16	33	16	19	35
FINAL THIRD ENTRIES	36	32	68	40	51	91
FOULS NEAR THE BOX	0	1	1	0	1	1

TERRITORIAL COVERAGE



HIK U19

NÆSBY U19



● FIRST HALF

○ SECOND HALF

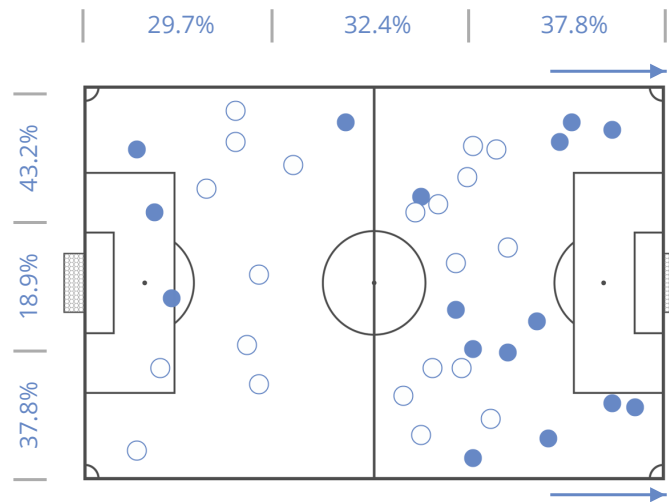
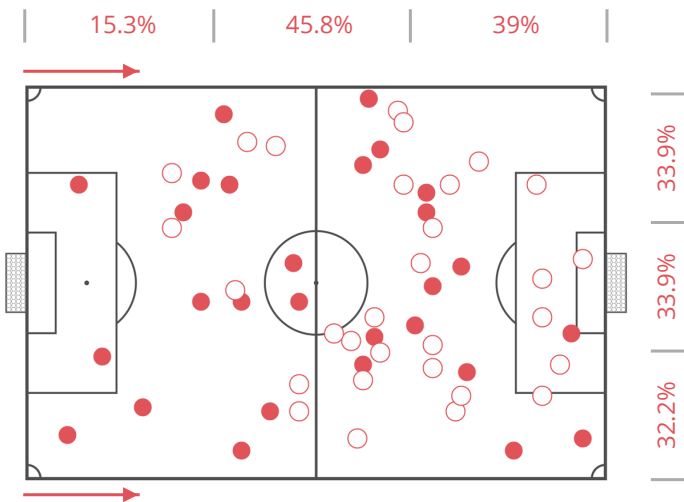
● FIRST HALF

○ SECOND HALF

59

BALL POSSESSION RECOVERY

37



BEST PLAYERS

F. Lundbirk (90')	8
W. Moesgaard (90')	8
C. Holm Lange (90')	7
F. Leopold (90')	6
M. Jalloh Rasmussen (75')	6

WORST PLAYERS

K. Adrian (60')	2
J. Grønbech Hansen (45')	2
D. Ajit Kirpekar-Sauer (15')	2
J. Dalén Ellegaard (90')	3
M. Petersson (90')	5

BEST PLAYERS

M. De Claville Bertelsen (60')	8
R. Rasmussen (90')	6
K. Lehm (90')	4
R. Espersen (90')	4
O. Nielsen (54')	4

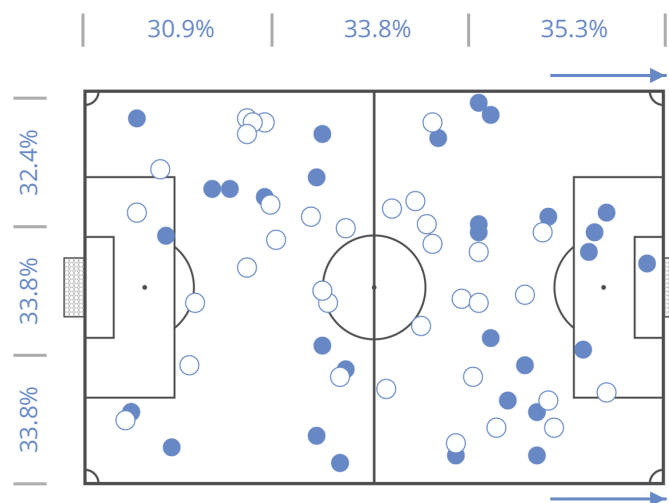
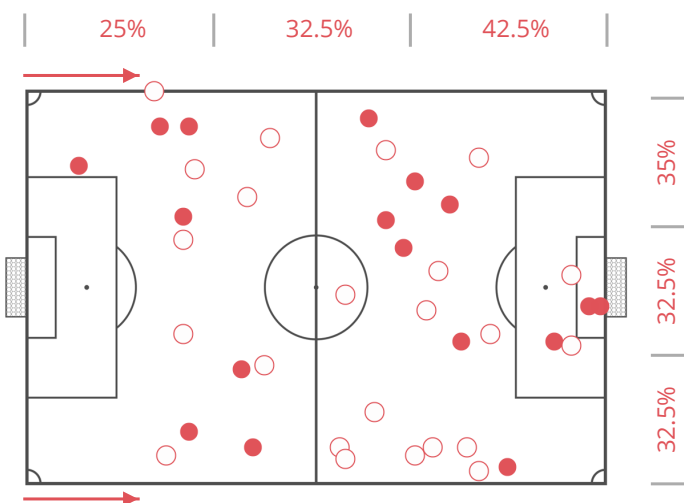
WORST PLAYERS

R. Thomsen (90')	1
M. Ellegaard (45')	1
M. Damsbo (36')	1
E. Olsen (90')	2
K. Petersen (90')	2

40

BALL POSSESSION LOSS

68



BEST PLAYERS

K. Adrian (60')	1
D. Ajit Kirpekar-Sauer (15')	2
C. Holm Lange (90')	3
J. Dalén Ellegaard (90')	3
M. Jalloh Rasmussen (75')	3

WORST PLAYERS

F. Lundbirk (90')	5
T. Munk Pedersen (90')	5
M. Petersson (90')	4
W. Moesgaard (90')	4
O. Mashinesh (30')	4

BEST PLAYERS

O. Nielsen (54')	2
M. Damsbo (36')	2
R. Thomsen (90')	3
E. Olsen (90')	4
K. Petersen (90')	5

WORST PLAYERS

R. Rasmussen (90')	12
M. De Claville Bertelsen (60')	9
K. Lehm (90')	7
T. Larsen (90')	7
R. Espersen (90')	6

TERRITORIAL COVERAGE



HIK U19

NÆSBY U19



● FIRST HALF

○ SECOND HALF

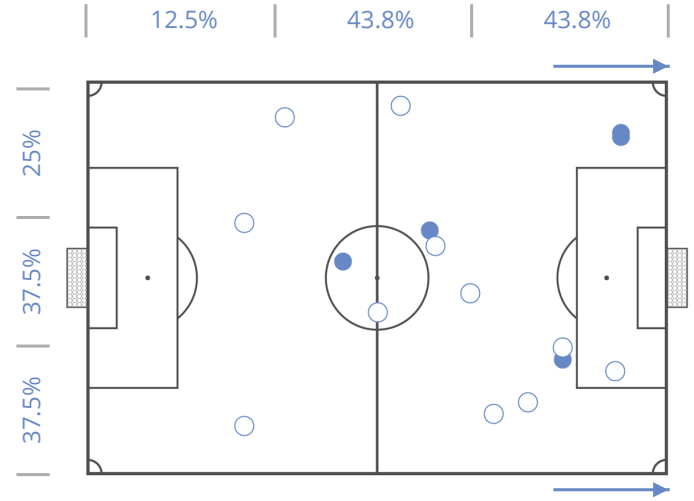
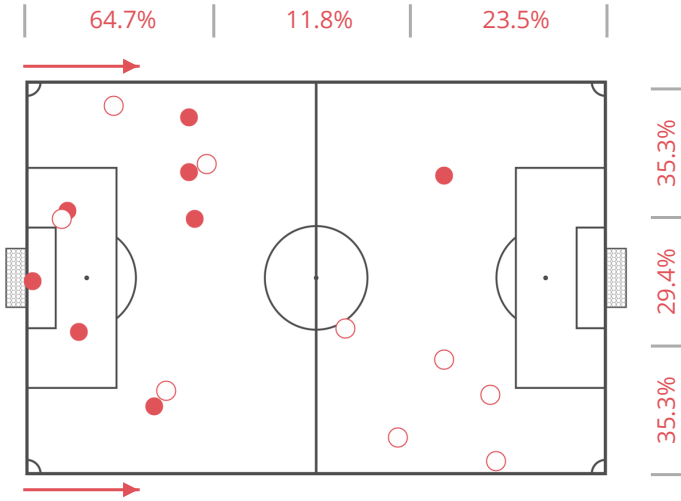
● FIRST HALF

○ SECOND HALF

17

FOULS COMMITTED

16



WORST PLAYERS

J. Dalén Ellegaard (90')	7
W. Moesgaard (90')	3
C. Holm Lange (90')	2
M. Petersson (90')	1
T. Munk Pedersen (90')	1

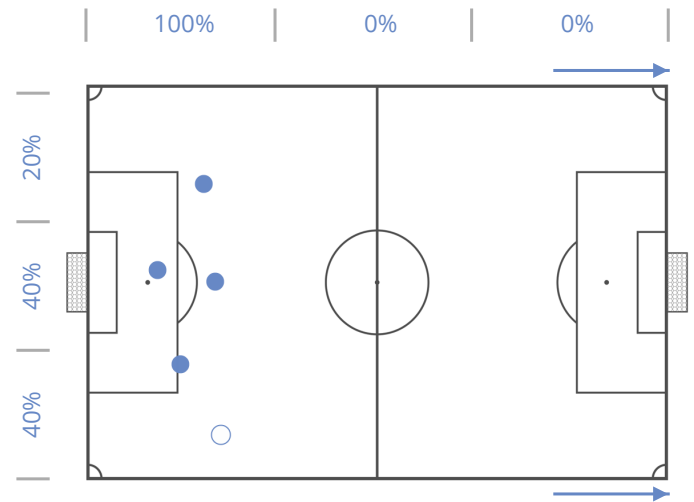
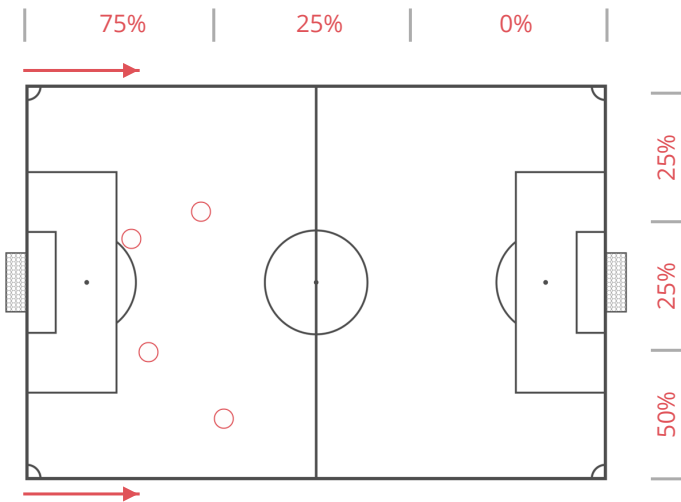
WORST PLAYERS

K. Petersen (90')	7
R. Rasmussen (90')	3
R. Espersen (90')	1
R. Thomsen (90')	1
M. De Claville Bertelsen (60')	1

4

OFFSIDES

5



WORST PLAYERS

J. Dalén Ellegaard (90')	2
O. Mashinesh (30')	1
D. Ajit Kirpekar-Sauer (15')	1

WORST PLAYERS

E. Olsen (90')	2
R. Espersen (90')	1
R. Thomsen (90')	1
M. De Claville Bertelsen (60')	1

TERRITORIAL COVERAGE



HIK U19

NÆSBY U19



● FIRST HALF

○ SECOND HALF

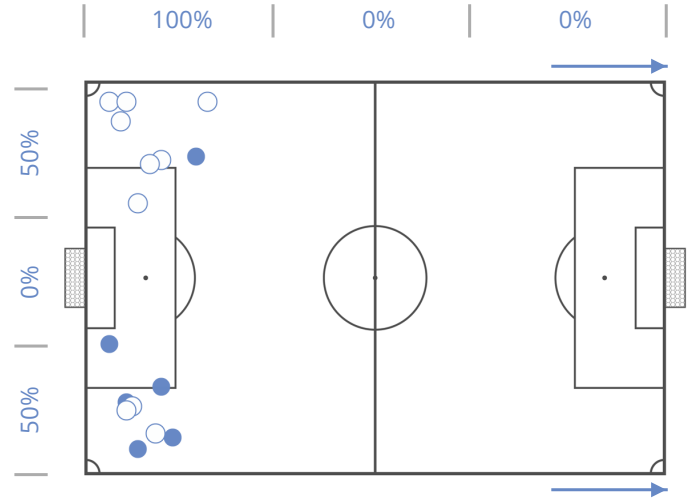
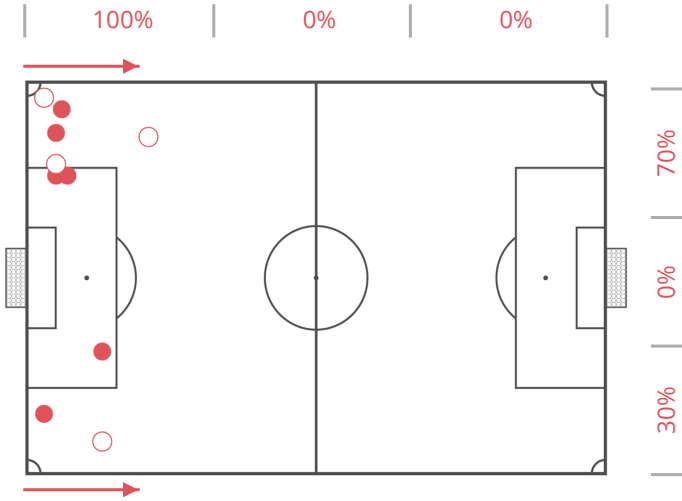
● FIRST HALF

○ SECOND HALF

10

CROSSES

16



BEST PLAYERS

C. Holm Lange (90')	5
J. Dalén Ellegaard (90')	3
M. Jalloh Rasmussen (75')	2

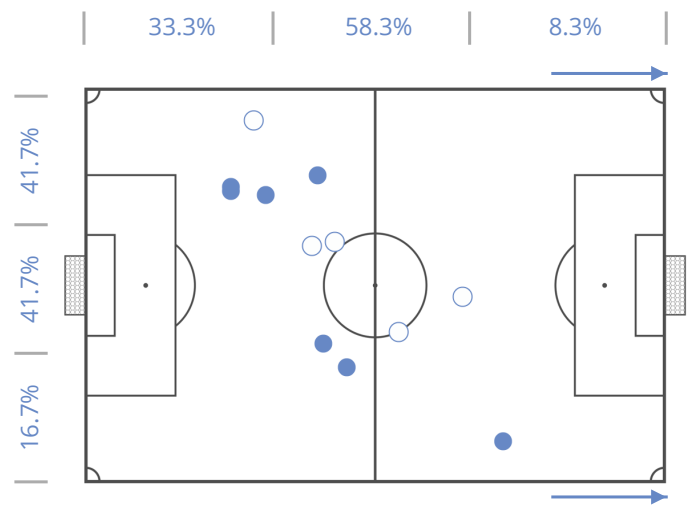
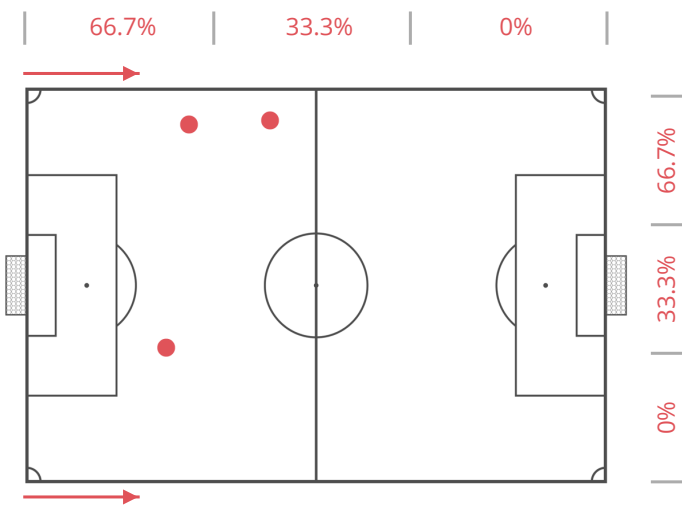
BEST PLAYERS

K. Lehm (90')	5
M. De Claville Bertelsen (60')	4
E. Olsen (90')	3
K. Petersen (90')	1
R. Espersen (90')	1

3

THROUGH PASSES

12



BEST PLAYERS

F. Lundbirk (90')	2
F. Dalgaard (45')	1

BEST PLAYERS

R. Espersen (90')	4
M. De Claville Bertelsen (60')	3
T. Larsen (90')	2
K. Lehm (90')	1
K. Petersen (90')	1

DUELS

● FIRST HALF

○ SECOND HALF



NÆSBY U19



● WON

● NEUT.

● LOST

● WON

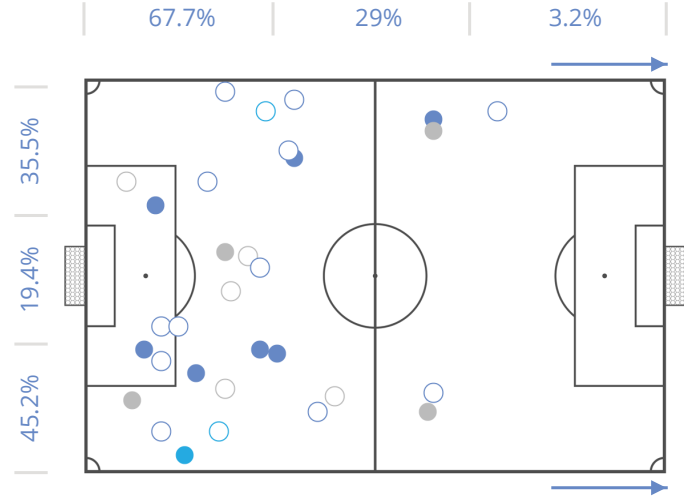
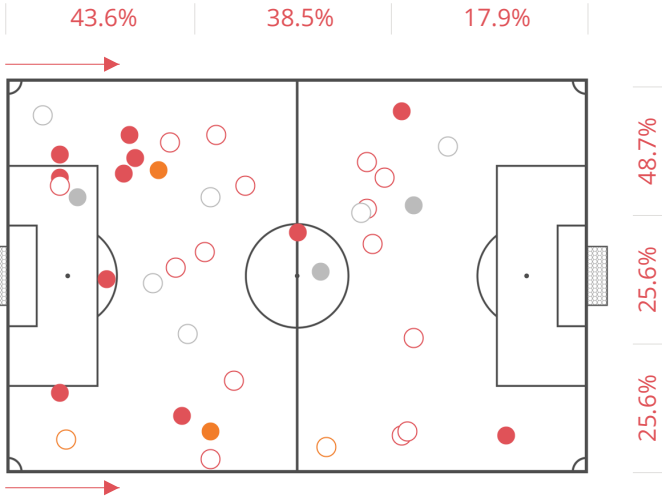
● NEUT.

● LOST

39

1 VS 1 DRIBBLING

31



BEST PLAYERS

DUELS WON NEUT. LOST

C. Holm Lange (90')	11	8	1	2
J. Dalén Ellegaard (90')	10	6	0	4
M. Petersson (90')	6	3	1	2
O. Mashinesh (30')	5	3	1	1
W. Moesgaard (90')	2	1	1	0

BEST PLAYERS

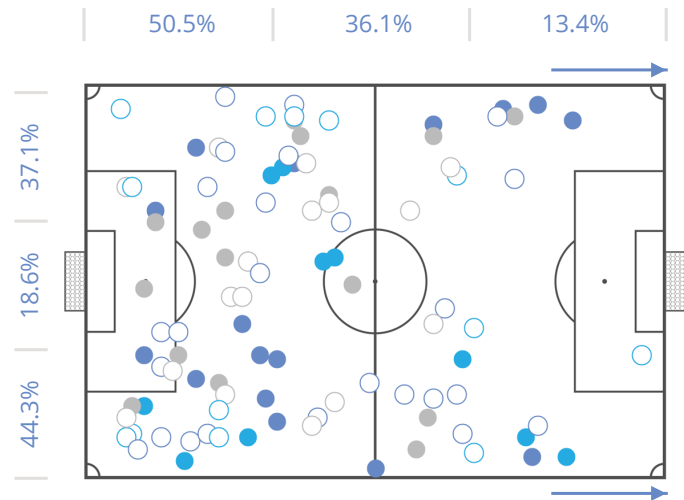
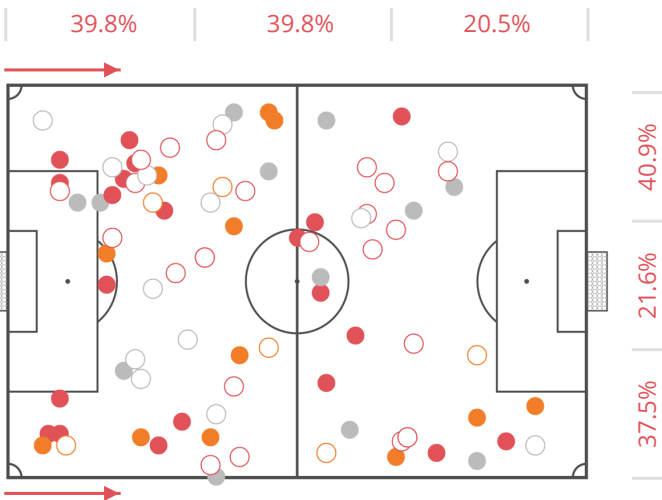
DUELS WON NEUT. LOST

M. De Claville Bertelsen (60')	8	6	2	0
R. Thomsen (90')	5	2	1	2
E. Olsen (90')	4	3	0	1
K. Petersen (90')	3	1	0	2
T. Larsen (90')	3	2	0	1

99

ATTACKING DUELS

113



BEST PLAYERS

DUELS WON NEUT. LOST

J. Dalén Ellegaard (90')	22	12	3	7
C. Holm Lange (90')	20	11	2	7
M. Petersson (90')	13	5	4	4
M. Jalloh Rasmussen (75')	8	4	2	2
O. Mashinesh (30')	7	4	1	2

BEST PLAYERS

DUELS WON NEUT. LOST

M. De Claville Bertelsen (60')	28	15	9	4
R. Thomsen (90')	12	6	1	5
E. Olsen (90')	11	7	1	3
T. Larsen (90')	10	2	2	6
K. Petersen (90')	9	3	3	3

DUELS

● FIRST HALF

○ SECOND HALF



NÆSBY U19



● WON

● NEUT.

● LOST

● WON

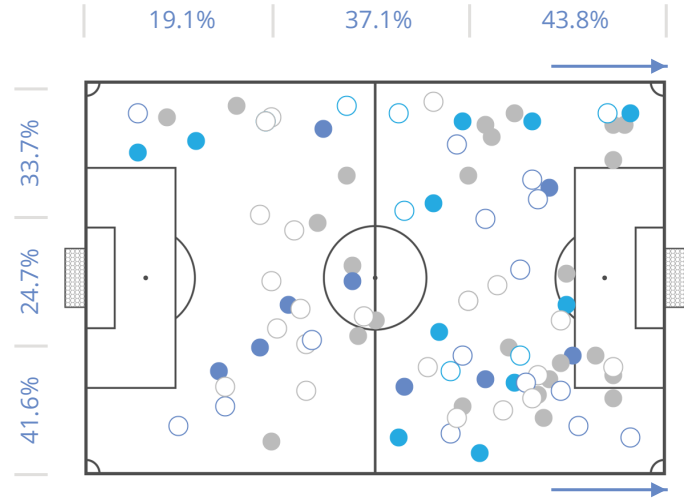
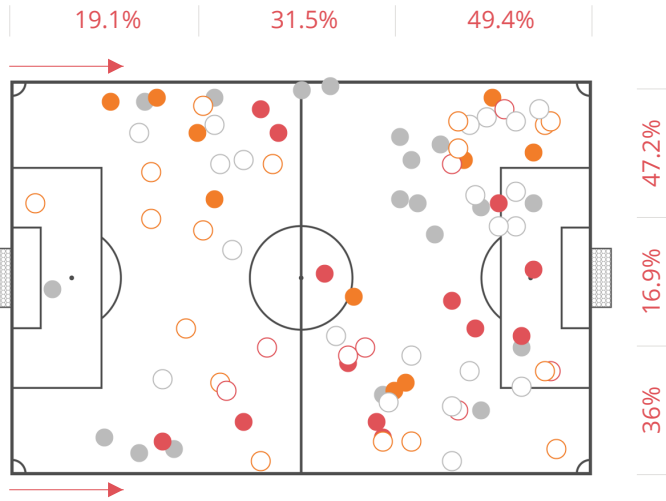
● NEUT.

● LOST

113

DEFENSIVE DUELS

99



BEST PLAYERS

DUELS WON NEUT. LOST

F. Lundbirk (90')	14	0	5	9
W. Moesgaard (90')	14	5	3	6
C. Holm Lange (90')	10	2	5	3
M. Petersson (90')	7	1	4	2
J. Dalén Ellegaard (90')	6	1	1	4

BEST PLAYERS

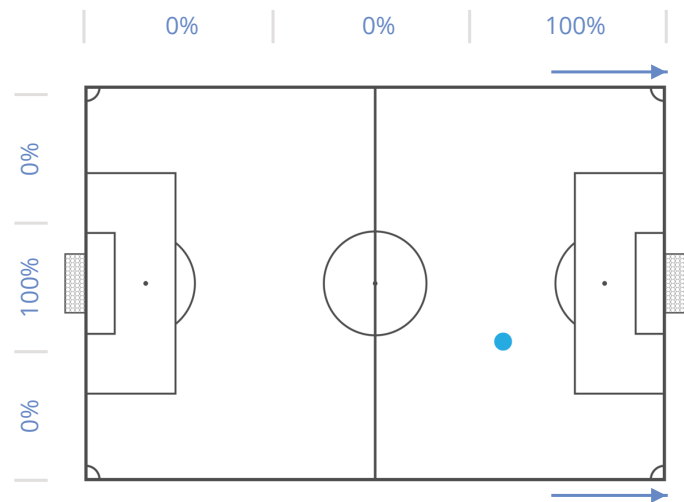
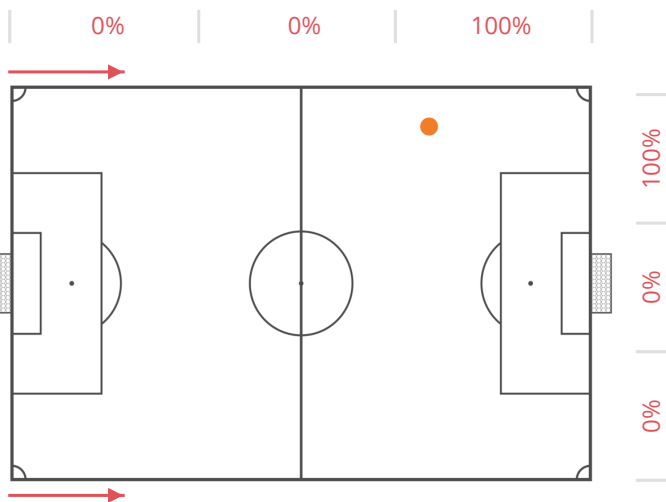
DUELS WON NEUT. LOST

K. Petersen (90')	18	5	2	11
R. Rasmussen (90')	12	4	3	5
K. Lehm (90')	11	3	1	7
O. Nielsen (54')	9	2	2	5
R. Espersen (90')	8	1	1	6

1

AERIAL DUELS

1



BEST PLAYERS

DUELS WON NEUT. LOST

F. Lundbirk (90')	1	0	1	0
-------------------	---	---	---	---

BEST PLAYERS

DUELS WON NEUT. LOST

J. Hansen (45')	1	0	1	0
-----------------	---	---	---	---

DUELS GRID

NÆSBY U19

HIK U19

	1. C. Frost Jensen	12. R. Espersen	6. R. Rasmussen	5. J. Hansen	4. M. Damsbo	2. K. Lehm	3. E. Olsen	10. M. De Claville Bertelsen	7. T. Larsen	8. K. Petersen	9. R. Thomsen	14. M. Ellegaard	15. C. Haller	11. O. Nielsen
22. E. Larsen														
4. F. Dalgaard		1					4		3	1				
5. T. Munk Pedersen	1							1	1	1	3		1	
2. F. Lundbirk				1		1		10						
13. W. Moesgaard			1				2	2	1	6	3			
21. F. Leopold		1	2	1				2	1	2		1		2
10. K. Adrian						1	1	4	2		2			
8. C. Holm Lange			2	2		8		8		5		1		2
12. M. Jalloh Rasmussen		5	2				3		1	1				2
11. J. Dalén Ellegaard	2		7	3	2	5				4	3	2	1	2
24. M. Petersson		1	3	1		1	1	1	1	5	2	1		4
18. J. Grønbech Hansen							4		1	1	1	1		
15. O. Mashinesh						2		1		1		4	1	2
9. D. Ajit Kirpekar-Sauer			1				1	1					1	

△ AIR CHALL.

□ GROUND CHALL.

○ DRIBBLES

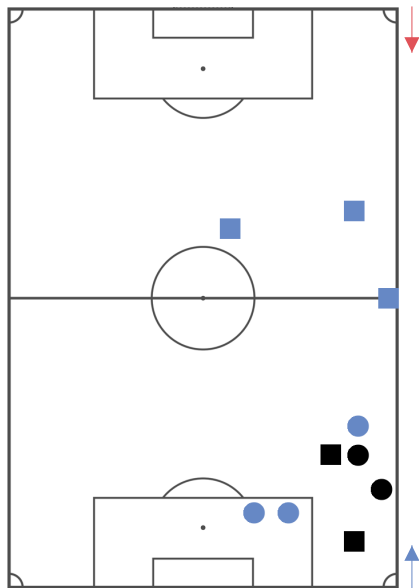
● WON BY HIK U19

● WON BY NÆSBY U19

● NEUTRAL DUELS

10 F. Lundbirk
M. De Claville Bertelsen

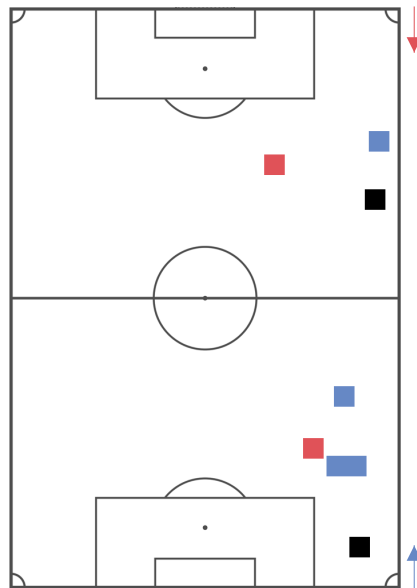
HIK U19



NÆSBY U19

8 C. Holm Lange
M. De Claville Bertelsen

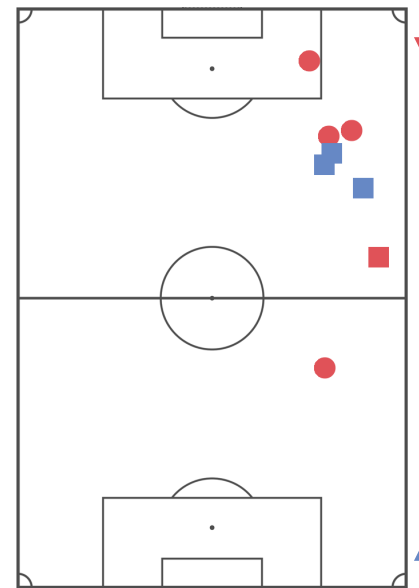
HIK U19



NÆSBY U19

8 C. Holm Lange
K. Lehm

HIK U19

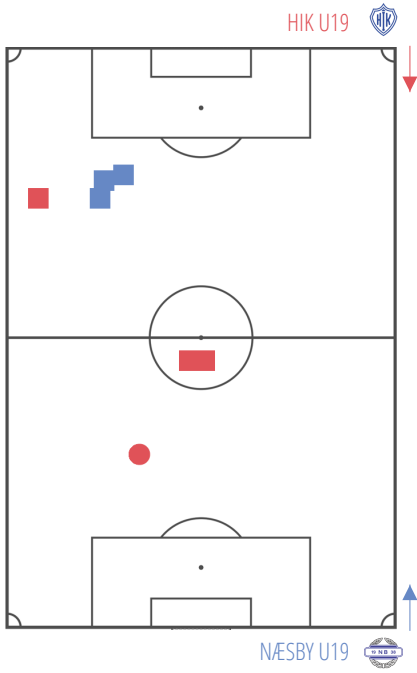


NÆSBY U19

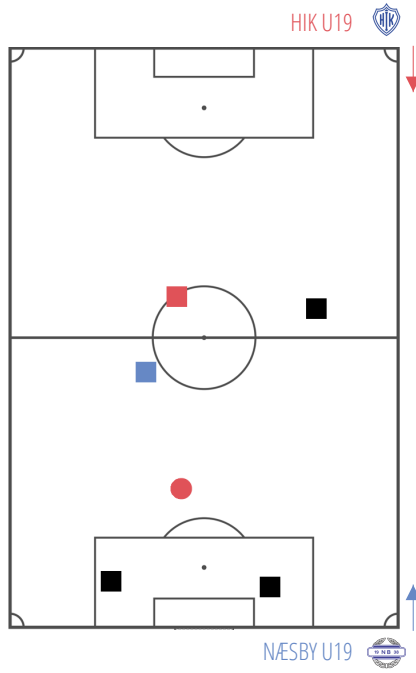
DUELS GRID

● WON BY HIK U19
 GROUND CHALL.
 ○ DRIBBLES
● WON BY NÆSBY U19
 ● NEUTRAL DUELS

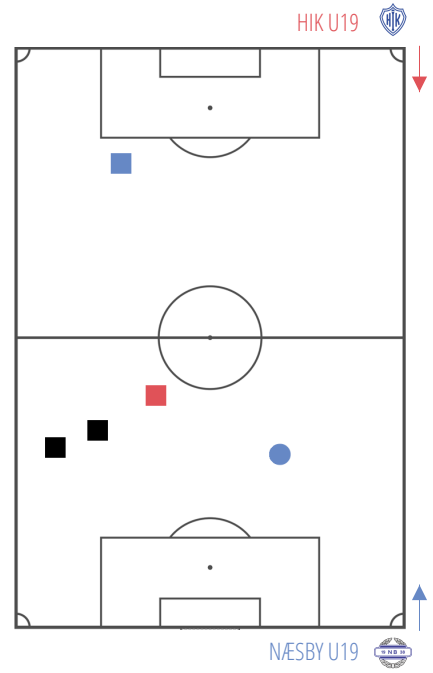
7 J. Dalén Ellegaard
R. Rasmussen



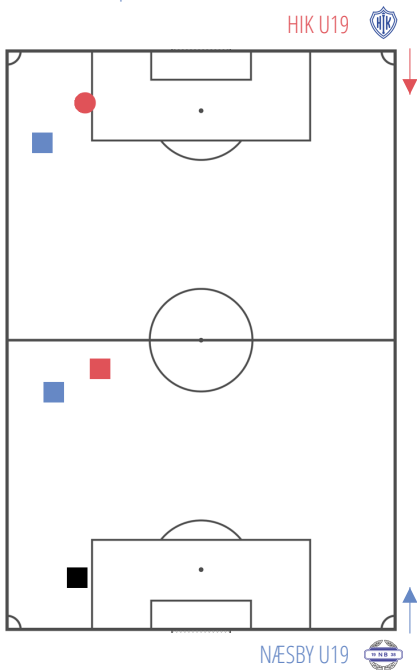
6 W. Moesgaard
K. Petersen



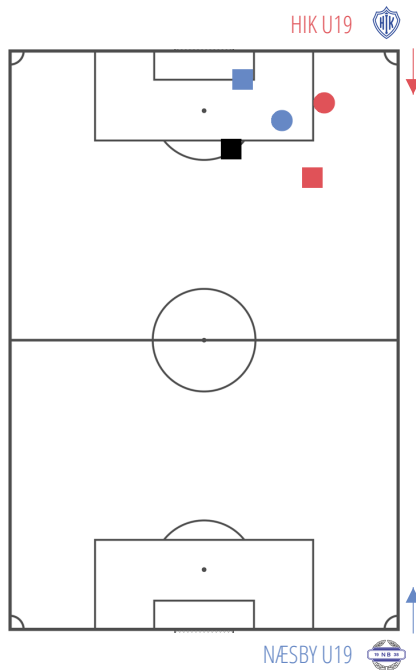
5 M. Petersson
K. Petersen



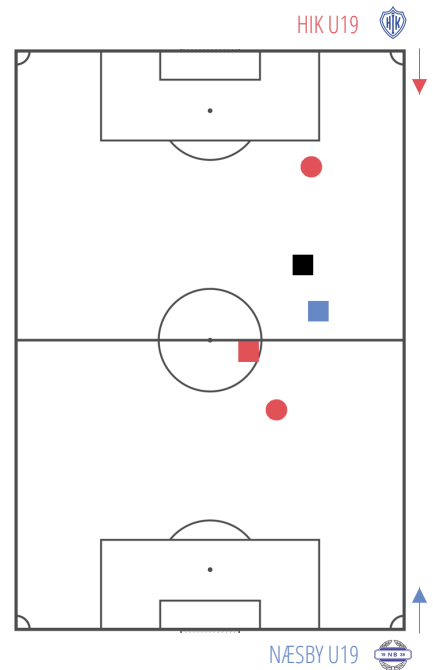
5 M. Jalloh Rasmussen
R. Espersen



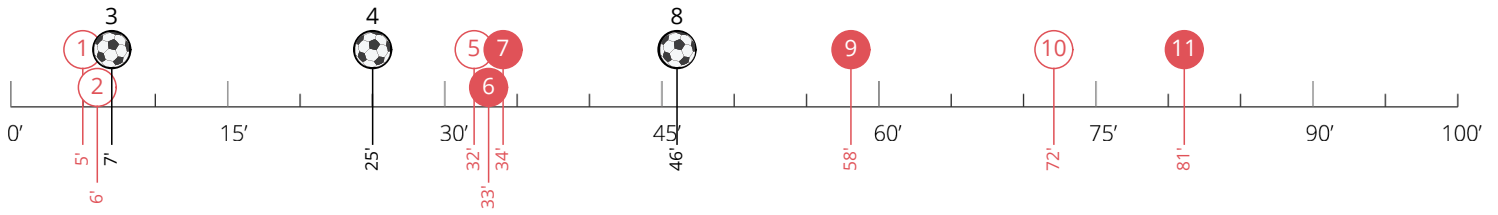
5 J. Dalén Ellegaard
K. Lehm



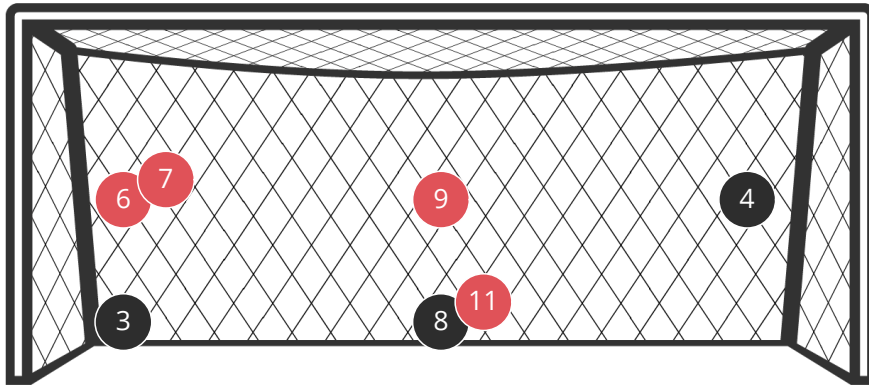
5 C. Holm Lange
K. Petersen



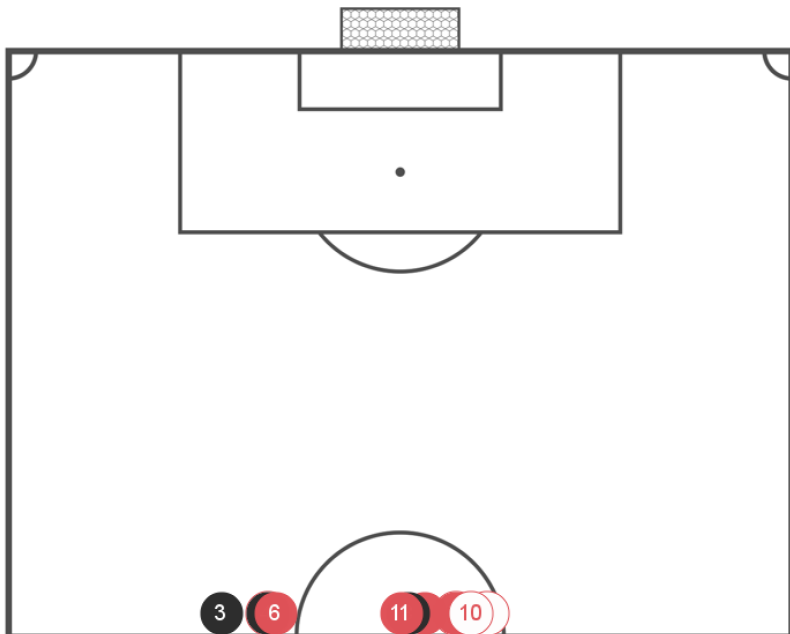
HIK U19: GOALS AND STRIKES



11 SHOTS 7 ON TARGET 0 BLOCKED 4 GOALS



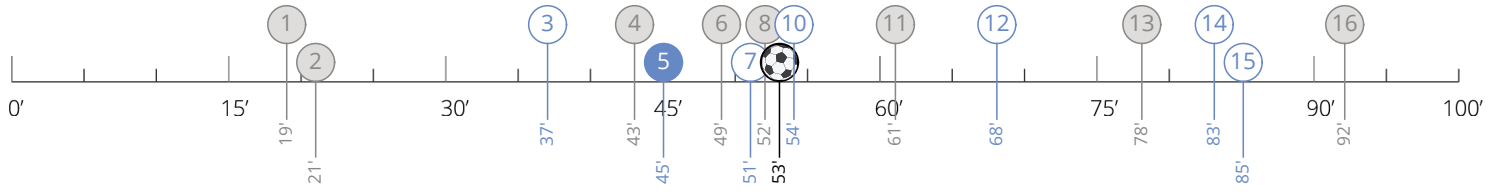
● ON TARGET ○ OUT OF TARGET ● BLOCKED ● GOAL



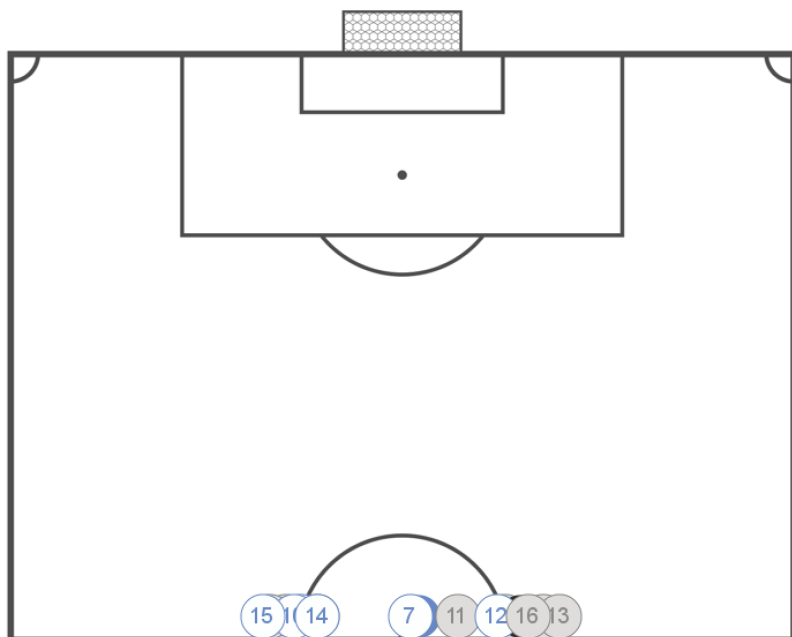
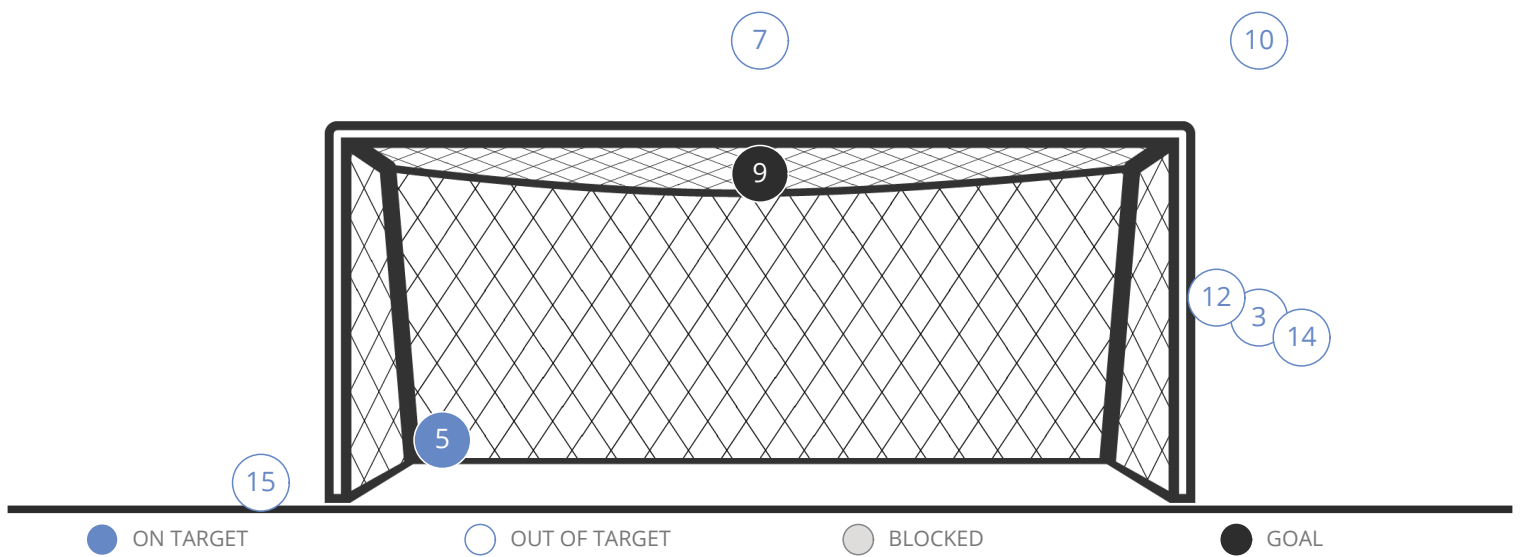
PLAYERS

PLAYERS	FOOT
1 F. Leopold	Heading
2 K. Adrian	Heading
3 C. Holm Lange	Right
4 M. Petersson	Right
5 W. Moesgaard	Heading
6 M. Petersson	Right
7 J. Dalén Ellegaard	Right
8 M. Jalloh Rasmussen	Right
9 T. Munk Pedersen	Heading
10 M. Jalloh Rasmussen	Left
11 J. Dalén Ellegaard	Right

NÆSBY U19: GOALS AND STRIKES



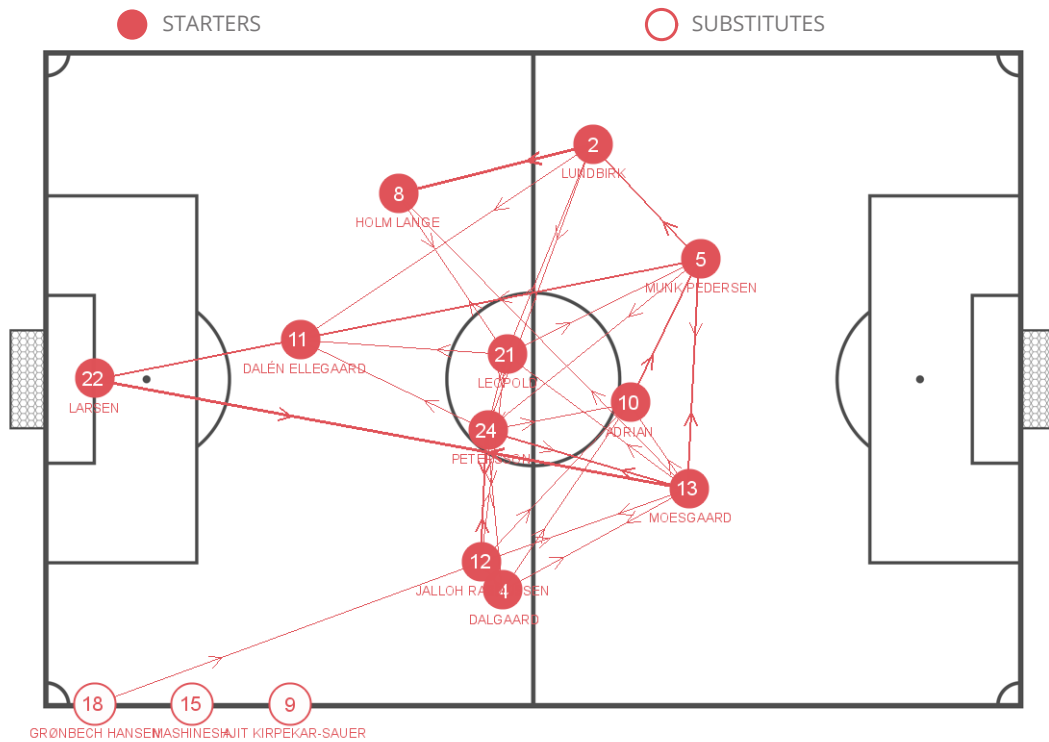
16 SHOTS 2 ON TARGET 8 BLOCKED 1 GOALS



PLAYERS

Player	Foot
1 T. Larsen	Heading
2 M. De Claville Bertelsen	Right
3 T. Larsen	Heading
4 T. Larsen	Left
5 T. Larsen	Left
6 R. Thomsen	Right
7 R. Thomsen	Right
8 E. Olsen	Right
9 R. Thomsen	Right
10 K. Petersen	Right
11	Heading
12 M. De Claville Bertelsen	Right
13 K. Petersen	Right
14 K. Petersen	Right
15 M. De Claville Bertelsen	Right
16 K. Lehm	Left

HIK U19: PASSES



GRØNBECH HANSEN MASHINESH AJIT KIRPEKAR-SAUER

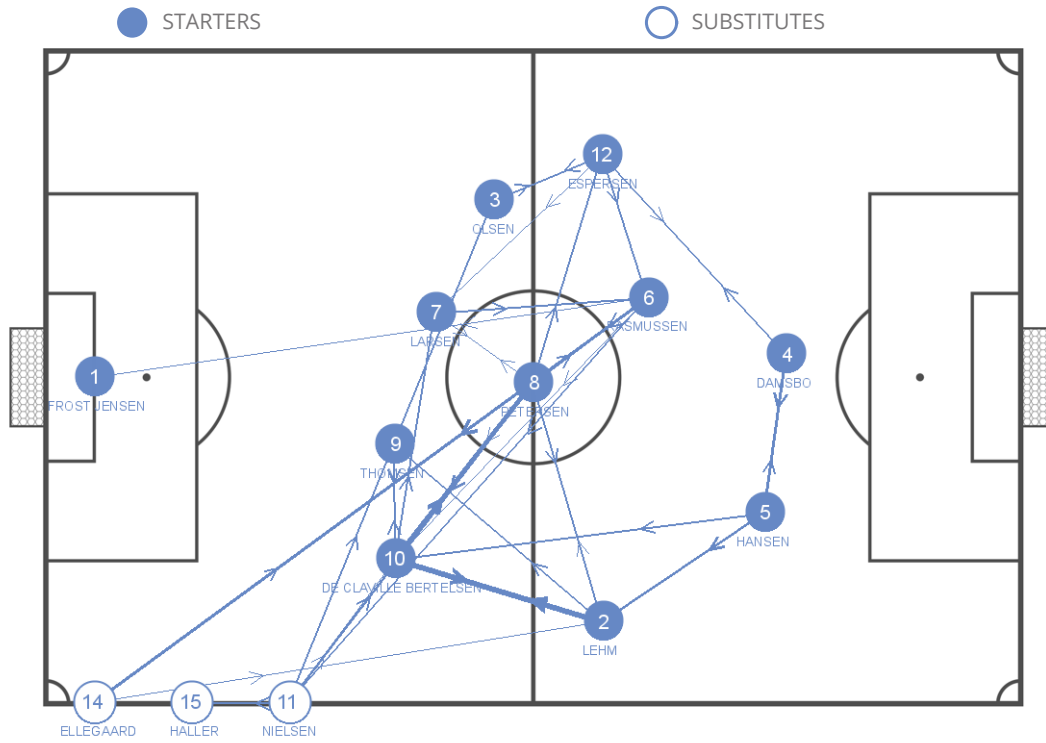
	22. E. Larsen	4. F. Dalgaard	5. T. Munk Pedersen	2. F. Lundbirk	13. W. Moesgaard	21. F. Leopold	10. K. Adrian	8. C. Holm Lange	12. M. Jalloh Rasmussen	11. J. Dalén Ellegaard	24. M. Petersson	18. J. Grønbech Hansen	15. O. Mashinesh	9. D. Ajit Kirpekar-Sauer
22. E. Larsen		1	5		5			1 (1)				1 (1)	1 (1)	1
4. F. Dalgaard	2				3	2	3		3		1			
5. T. Munk Pedersen	4			5 (1)	4	2	1	2	1	2 (1)	4		1 (1)	1 (1)
2. F. Lundbirk			1			1		9		3 (2)	4		1	
13. W. Moesgaard	8	3 (2)	5			3	4	3 (1)	3	1 (1)	6 (1)	1	1	
21. F. Leopold			3	3	1			3	3 (1)	3	3	1	1 (1)	
10. K. Adrian		1	7	2 (1)	1	1 (1)		2 (1)		1	2	1		
8. C. Holm Lange	2		2	1		4			1	2		1		1
12. M. Jalloh Rasmussen	1	3			3	3 (1)	4	1		2	6	2		
11. J. Dalén Ellegaard			1			1	1	1	2			1		
24. M. Petersson		4	1	1	4	2	3	2	5	3		1		
18. J. Grønbech Hansen					2				4		1			1
15. O. Mashinesh										2 (1)				
9. D. Ajit Kirpekar-Sauer								1		1	2			

PASSES RECEIVED BY THE PLAYER

PASSES MADE BY THE PLAYER

(*) HIGH PASSES

NÆSBY U19: PASSES



	1. C. Frost Jensen	12. R. Espersen	6. R. Rasmussen	5. J. Hansen	4. M. Damsbo	2. K. Lehm	3. E. Olsen	10. M. De Claville Bertelsen	7. T. Larsen	8. K. Petersen	9. R. Thomsen	14. M. Ellegaard	15. C. Haller	11. O. Nielsen
1. C. Frost Jensen					2	1	2 (2)	2 (2)		2 (1)			1	1
12. R. Espersen	1		6	1	4		5 (1)		4	3	1			1
6. R. Rasmussen	4	3		2	3	1	3 (1)	4 (2)	3 (3)	5	1	10	2	5
5. J. Hansen	2	2 (1)	1		5	8		6 (4)	2 (1)					
4. M. Damsbo	3	7	2	8			1 (1)				1 (1)			
2. K. Lehm			1	3				15 (2)	2	4 (1)	5	1		2
3. E. Olsen		5	1					1 (1)	2	2	2			
10. M. De Claville Bertelsen		2 (1)		2		10	1 (1)		7 (1)	14 (1)	6 (1)	2	1 (1)	2
7. T. Larsen		1	5	2		2	2	1		4	3 (1)			2 (1)
8. K. Petersen		7 (1)	6	1	3	6	3 (1)	4	4		3 (1)	1	2	8
9. R. Thomsen		2	2			2		5	3	1			1	
14. M. Ellegaard	1		6			4	1 (1)	2 (1)		3				3
15. C. Haller			1				3	1	1	2	1			2
11. O. Nielsen		2	3			1	6 (3)	4 (1)		5	2	1	6 (2)	

PASSES RECEIVED BY THE PLAYER

PASSES MADE BY THE PLAYER

(*) HIGH PASSES

HIK U19: PLAYER EVENTS

		MINUTES PLAYED	GOALS / GOALS ON PENALTY	ASSISTS	TOUCHES	SHOTS / ON TARGET	FOULS COMM. / CONCEDED	YELLOW CARDS / RED CARDS	OFFSIDES	FREE K. SHOTS / ON TARGET	FREE K. CROSS / ACCURATE	CORNERS / ACCURATE	THROW INS / ACCURATE
22	E. Larsen	90	0/0	0	27	0/0	0/0	0/0	0	0/0	0/0	0/0	0/0
4	F. Dalgaard	45	0/0	0	26	0/0	0/1	0/0	0	0/0	0/0	0/0	6/5
5	T. Munk Pedersen	90	0/0	0	48	1/1	1/0	0/0	0	0/0	0/0	0/0	0/0
2	F. Lundbirk	90	0/0	1	36	0/0	0/0	0/0	0	0/0	0/0	0/0	6/4
13	W. Moesgaard	90	0/0	0	51	1/0	3/0	0/0	0	0/0	0/0	0/0	0/0
21	F. Leopold	90	0/0	0	31	1/0	0/1	0/0	0	0/0	0/0	0/0	0/0
10	K. Adrian	60	0/0	0	22	1/0	0/0	0/0	0	0/0	0/0	0/0	0/0
8	C. Holm Lange	90	1/0	1	34	1/1	2/2	0/0	0	0/0	0/0	0/0	0/0
12	M. Jalloh Rasmussen	75	1/0	0	42	2/1	1/1	0/0	0	0/0	0/0	0/0	1/1
11	J. Dalén Ellegaard	90	1/0	0	21	2/2	7/8	1/0	2	1/1	6/3	2/2	1/1
24	M. Petersson	90	1/0	0	34	2/2	1/0	0/0	0	0/0	0/0	1/1	0/0
18	J. Grønbech Hansen	45	0/0	0	16	0/0	1/1	1/0	0	0/0	0/0	0/0	3/2
15	O. Mashinesh	30	0/0	0	9	0/0	1/1	0/0	1	0/0	0/0	0/0	0/0
9	D. Ajit Kirpekar-Sauer	15	0/0	0	13	0/0	0/1	0/0	1	0/0	0/0	0/0	0/0

		DUELS / WON	GROUND CHALL. / WON	AIR CHALL. / WON	ATTACKING CHALL.	DEFENDING CHALL.	DRIBBLES	TACKLES	DEFENDING 1V1	RECOVERED IN OPP. HALF	LOSSES IN OPP. HALF
22	E. Larsen	0/0	0/0	0/0	0	0	0	0	0	5	4
4	F. Dalgaard	9/4	9/4	0/0	3	6	1	0	1	2	1
5	T. Munk Pedersen	9/3	9/3	0/0	0	6	0	1	3	4	5
2	F. Lundbirk	16/1	15/0	1/1	1	14	0	1	5	5	2
13	W. Moesgaard	20/7	20/7	0/0	4	14	2	2	6	8	4
21	F. Leopold	14/8	14/8	0/0	5	2	0	0	0	3	0
10	K. Adrian	10/2	10/2	0/0	1	5	0	1	2	2	1
8	C. Holm Lange	34/13	34/13	0/0	20	10	11	0	0	3	2
12	M. Jalloh Rasmussen	17/8	17/8	0/0	8	5	2	0	0	3	2
11	J. Dalén Ellegaard	33/15	33/15	0/0	22	6	10	1	1	2	0
24	M. Petersson	24/7	24/7	0/0	13	7	6	0	1	3	1
18	J. Grønbech Hansen	9/4	9/4	0/0	3	6	2	0	1	2	3
15	O. Mashinesh	13/5	13/5	0/0	7	5	5	0	0	0	2
9	D. Ajit Kirpekar-Sauer	5/1	5/1	0/0	1	3	0	2	2	1	2

		PASSES / ACCURATE	% ACCURATE	LONG PASSES / ACCURATE	THROUGH PASSES / ACCURATE	IN THE BOX / ACCURATE	CROSSES / ACCURATE	CROSS FROM BYLINE	CROSS HIGH	CROSS LOW	CROSS BLOCKED
22	E. Larsen	24/15	63	12/3	0/0	21/12	0/0	0	0	0	0
4	F. Dalgaard	21/15	72	2/1	1/0	1/0	0/0	0	0	0	0
5	T. Munk Pedersen	39/26	67	10/2	0/0	1/0	0/0	0	0	0	0
2	F. Lundbirk	31/19	62	3/1	2/1	3/1	0/0	0	0	0	0
13	W. Moesgaard	44/37	85	9/5	0/0	0/0	0/0	0	0	0	0
21	F. Leopold	25/20	80	2/1	0/0	1/0	0/0	0	0	0	0
10	K. Adrian	20/18	90	3/3	0/0	1/1	0/0	0	0	0	0
8	C. Holm Lange	26/15	58	0/0	0/0	0/0	5/3	0	3	1	1
12	M. Jalloh Rasmussen	35/27	78	1/1	0/0	0/0	2/1	0	0	1	1
11	J. Dalén Ellegaard	16/7	44	0/0	0/0	0/0	3/0	0	2	0	1
24	M. Petersson	31/28	91	0/0	0/0	0/0	0/0	0	0	0	0
18	J. Grønbech Hansen	13/8	62	1/0	0/0	0/0	0/0	0	0	0	0
15	O. Mashinesh	7/3	43	2/1	0/0	1/1	0/0	0	0	0	0
9	D. Ajit Kirpekar-Sauer	7/4	58	2/0	0/0	0/0	0/0	0	0	0	0

NÆSBY U19: PLAYER EVENTS

		MINUTES PLAYED	GOALS / GOALS ON PENALTY	ASSISTS	TOUCHES	SHOTS / ON TARGET	FOULS COMM. / CONCEDED	YELLOW CARDS / RED CARDS	OFFSIDES	FREE K. SHOTS / ON TARGET	FREE K. CROSS / ACCURATE	CORNERS / ACCURATE	THROW INS / ACCURATE
1	C. Frost Jensen	90	0/0	0	15	0/0	0/3	0/0	0	0/0	0/0	0/0	0/0
12	R. Espersen	90	0/0	0	44	0/0	1/0	0/0	1	0/0	0/0	0/0	14/12
6	R. Rasmussen	90	0/0	0	74	0/0	3/2	0/0	0	0/0	0/0	1/1	0/0
5	J. Hansen	45	0/0	0	38	0/0	0/0	0/0	0	0/0	0/0	0/0	0/0
4	M. Damsbo	36	0/0	0	27	0/0	1/0	0/0	0	0/0	0/0	0/0	0/0
2	K. Lehm	90	0/0	1	50	1/0	0/4	0/0	0	0/0	0/0	0/0	13/11
3	E. Olsen	90	0/0	0	29	1/0	0/3	0/0	2	0/0	0/0	0/0	0/0
10	M. De Claville Bertelsen	60	0/0	0	65	3/0	1/1	0/0	1	0/0	1/0	1/1	1/1
7	T. Larsen	90	0/0	0	35	4/1	0/0	0/0	0	0/0	2/0	3/3	0/0
8	K. Petersen	90	0/0	0	63	3/0	7/2	0/0	0	0/0	0/0	1/1	0/0
9	R. Thomsen	90	1/0	0	20	3/1	1/2	1/0	1	0/0	0/0	0/0	0/0
14	M. Ellegaard	45	0/0	0	29	0/0	1/0	1/0	0	0/0	0/0	0/0	0/0
15	C. Haller	30	0/0	0	14	0/0	0/0	0/0	0	0/0	0/0	0/0	2/2
11	O. Nielsen	54	0/0	0	38	0/0	1/0	0/0	0	0/0	0/0	0/0	1/1

		DUELS / WON	GROUND CHALL. / WON	AIR CHALL. / WON	ATTACKING CHALL.	DEFENDING CHALL.	DRIBBLES	TACKLES	DEFENDING 1V1	RECOVERED IN OPP. HALF	LOSSES IN OPP. HALF
1	C. Frost Jensen	3/3	3/3	0/0	1	0	0	0	0	3	2
12	R. Espersen	14/5	14/5	0/0	3	8	1	0	2	4	2
6	R. Rasmussen	22/5	22/5	0/0	7	12	1	4	4	6	7
5	J. Hansen	10/4	9/3	1/1	1	5	0	0	2	2	6
4	M. Damsbo	3/0	3/0	0/0	0	2	0	0	1	1	2
2	K. Lehm	19/9	19/9	0/0	3	11	1	1	9	4	6
3	E. Olsen	23/9	23/9	0/0	11	4	4	2	1	0	3
10	M. De Claville Bertelsen	35/18	35/18	0/0	28	4	8	0	0	3	1
7	T. Larsen	14/4	14/4	0/0	10	3	3	0	1	1	2
8	K. Petersen	31/8	31/8	0/0	9	18	3	4	8	1	1
9	R. Thomsen	19/8	19/8	0/0	12	3	5	1	1	0	0
14	M. Ellegaard	11/2	11/2	0/0	2	8	0	0	4	1	5
15	C. Haller	7/3	7/3	0/0	4	2	3	0	2	0	0
11	O. Nielsen	17/5	17/5	0/0	7	9	2	0	4	1	0

		PASSES / ACCURATE	% ACCURATE	LONG PASSES / ACCURATE	THROUGH PASSES / ACCURATE	IN THE BOX / ACCURATE	CROSSES / ACCURATE	CROSS FROM BYLINE	CROSS HIGH	CROSS LOW	CROSS BLOCKED
1	C. Frost Jensen	13/11	85	7/5	0/0	12/10	0/0	0	0	0	0
12	R. Espersen	37/25	68	2/1	4/1	1/0	1/0	0	1	0	0
6	R. Rasmussen	63/44	70	13/4	1/0	0/0	0/0	0	0	0	0
5	J. Hansen	33/26	79	9/6	0/0	5/3	0/0	0	0	0	0
4	M. Damsbo	25/22	88	3/2	0/0	2/2	0/0	0	0	0	0
2	K. Lehm	47/33	71	4/3	1/1	2/0	5/1	0	2	3	0
3	E. Olsen	21/15	72	2/1	0/0	0/0	3/1	0	0	2	1
10	M. De Claville Bertelsen	60/50	84	7/6	3/0	0/0	4/3	0	4	0	0
7	T. Larsen	28/20	72	3/0	2/1	1/0	0/0	0	0	0	0
8	K. Petersen	56/47	84	4/2	1/1	1/1	1/0	0	1	0	0
9	R. Thomsen	19/15	79	0/0	0/0	0/0	1/1	0	1	0	0
14	M. Ellegaard	25/20	80	4/2	0/0	0/0	0/0	0	0	0	0
15	C. Haller	13/12	93	0/0	0/0	0/0	1/0	0	0	0	1
11	O. Nielsen	34/31	92	6/6	0/0	0/0	0/0	0	0	0	0

MATCH REPORT GUIDE

SECTION 1

AVERAGE POSITIONS

Players position is calculated on an average detected point which takes into consideration every kind of action, including those with no ball possession.

White-filled circles are substitutes indicators.

Players whose jersey number is not provided are identified with an increasing negative number.

SECTION 2

GENERALS**Average position**

It shows the barycentre of the team, considering the average place of its actions.

CONSTRUCTION**Actions started by goalkeeper**

It considers all the actions started by the goalkeeper. It will be considered as a single one even if inside the same action he is involved more than once before the ball crosses the halfway line.

Long pass

Number of throws beyond the halfway line.

Low

Number of throws to a fellow teammate inside his half of the field.

Right

Number of actions crossing the halfway line in the right side.

Left

Number of actions crossing the halfway line in the left side.

Center

Number of actions crossing the halfway line in the central area.

Failed

Number of actions stopped before crossing the halfway line.

ATTACKING PLAY**Actions finalization**

It shows team offensive dangerousness and the way it is carried out.

Shot from outside of penalty area

Number of team shots from outside the penalty area.

Crosses

It shows how many finalizations are completed straight after a cross from the flanks.

Build-Up play

It shows how many finalizations are completed straight after a build-up play.

Long ball

It shows how many finalizations are completed straight after a long ball.

DEFENSIVE**Final Third Entries**

Number of times the opponent team plays the ball between the halfway line and the penalty area.

Fouls near the box

Number of fouls committed by the team nearby its penalty areas

SECTION 3

TERRITORIAL COVERAGE**Ball possession recovery**

It only takes into consideration the actual number of ball possession recoveries, even if temporary. Recoveries caused by opponents mistakes are not considered (i.e. ball kicked out of the pitch by the opponent).

SECTION 4

DUELS**Attacking duels**

Number of duels carried out when the team has ball possession.

Defensive duels

Number of duels carried out when the opponent team has ball possession.

SECTION 7

PASSES

Players position is calculated on an average detected point based on the position occupied, considering every kind of action, including those with no ball possession.

Lines connecting players show the number of passes. The thicker is the line, the higher is the number of passes between each other.