

15/10/2016  
U19 DIVISION 2016/2017



0 - 1



NÆSTVED U19

NÆSBY U19

🔗 - 📺 - ⌚ 88' (46 + 42)

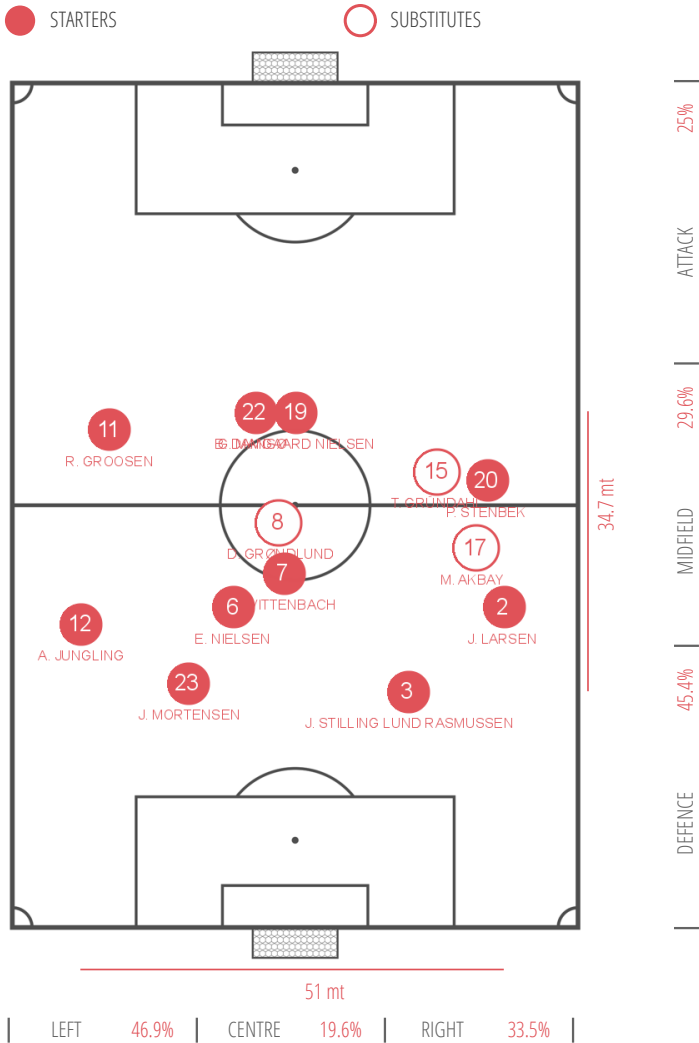
1	GKP	C. Petersen ('97)	91'		1	GKP	J. Gadkjær ('99)	
23	DEF	J. Mortensen ('98)			13	DEF	R. Espersen ('99)	74'
2	DEF	J. Larsen ('98)	64'		5	DEF	J. Hansen ('98)	
11	MID	R. Groosen (')			4	DEF	M. Damsbo ('98)	
20	MID	P. Stenbek ('99)	70'		2	DEF	K. Lehm ('98)	89'
12	MID	A. Jungling ('98)			9	MID	M. Dongsted ('99)	59'
7	MID	F. Vittenbach ('98)			3	MID	E. Olsen ('99)	
6	MID	E. Nielsen ('99)	46'	40'	10	MID	M. De Claville Bertelse	
19	FWD	B. Damgaard Nielsen			7	MID	T. Larsen ('98)	
22	FWD	G. Mansø ('98)			8	MID	K. Petersen ('99)	
					6	FWD	R. Thomsen ('98)	77'
								18'

SUBSTITUTES

17	DEF	M. Akbay ('99)	70'	82'	14	DEF	M. Ellegaard ('99)	74'
8	MID	D. Grøndlund ('98)	46'	80'	12	DEF	E. Kingo Eriksen ('98)	77'
					11	MID	O. Nielsen ('99)	59'

NÆSTVED U19

AVERAGE POSITIONS



PLAYERS

23	DEF	J. Mortensen
2	DEF	J. Larsen
11	MID	R. Groosen
20	MID	P. Stenbek
12	MID	A. Jungling
7	MID	F. Vittenbach
6	MID	E. Nielsen
19	FWD	B. Damgaard Nielsen
22	FWD	G. Mansø
3		J. Stilling Lund Rasmussen
17	DEF	M. Akbay
8	MID	D. Grøndlund
15		T. Gründahl

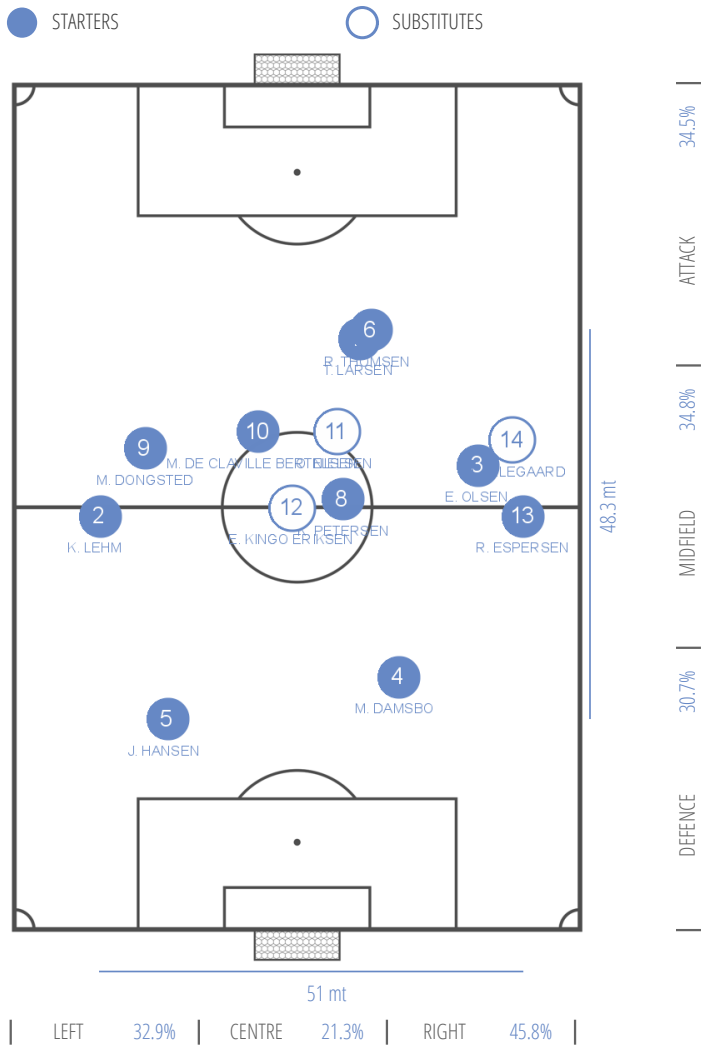


4-4-2

Used from 0' >> 88'

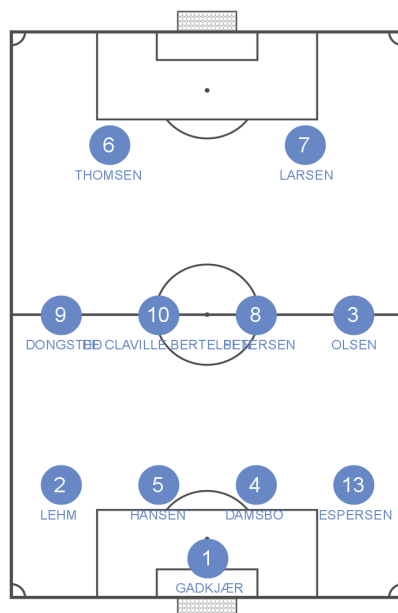
NÆSBY U19

AVERAGE POSITIONS



PLAYERS

13	DEF	R. Espersen
5	DEF	J. Hansen
4	DEF	M. Damsbo
2	DEF	K. Lehm
9	MID	M. Dongsted
3	MID	E. Olsen
10	MID	M. De Claville Bertelsen
7	MID	T. Larsen
8	MID	K. Petersen
6	FWD	R. Thomsen
14	DEF	M. Ellegaard
12	DEF	E. Kingo Eriksen
11	MID	O. Nielsen



4-4-2  
Used from 0' >> 88'



	1 HALF	2 HALF	TOTAL	1 HALF	2 HALF	TOTAL
GENERALS						
BALL POSSESSION	17 min	15 min	32 min	18 min	14 min	32 min
AVERAGE POSITION	42.3 mt	49.9 mt	46.1 mt	54.2 mt	53.7 mt	53.95 mt
CORNERS	0	2	2	2	1	3
FREE KICK CROSS	1	1	2	4	2	6
FREE KICK SHOT	1	0	1	0	0	0
FOULS	6	3	9	5	3	8
OFFSIDES	1	1	2	1	1	2
CONSTRUCTION						
PASSES (% ACCURATE)	230 (81.7%)	203 (84.2%)	433 (82.9%)	264 (89%)	140 (76.4%)	404 (84.7%)
- Final Third Entries (% Accurate)	33 (78.8%)	46 (67.4%)	79 (72.2%)	73 (82.2%)	42 (85.7%)	115 (83.5%)
- Other (% Accurate)	197 (82.2%)	157 (89.2%)	354 (85.3%)	191 (91.6%)	98 (72.4%)	289 (85.1%)
LONG PASSES (% ACCURATE)	33 (45.5%)	25 (64%)	58 (53.4%)	31 (58.1%)	24 (37.5%)	55 (49.1%)
THROUGH PASSES (% ACCURATE)	4 (25%)	3 (0%)	7 (14.3%)	1 (100%)	(0%)	1 (100%)
COUNTERATTACKS	0	0	0	0	2	2
ACTIONS STARTED BY GOALKEEPER	15	18	33	22	9	31
- Long pass	8	8	16	0	2	2
- LOW	7	10	17	22	7	29
-- % Right	28.6%	70%	52.9%	22.7%	28.6%	24.1%
-- % Left	57.1%	20%	35.3%	63.6%	71.4%	65.5%
-- % Center	14.3%	10%	11.8%	4.5%	0%	3.4%
-- % Failed	0%	0%	0%	9.1%	0%	6.9%



NÆSTVED U19



NÆSBY U19

	1 HALF	2 HALF	TOTAL	1 HALF	2 HALF	TOTAL
ATTACKING PLAY						
OPPORTUNITY (% SUCCESSFUL)	1 (0%)	(0%)	1 (0%)	5 (20%)	6 (0%)	11 (9.1%)
SHOTS	1	1	2	7	6	13
Shot from outside of penalty area	1	0	1	4	3	7
Shot from inside of penalty area	0	1	1	3	3	6
ACTIONS FINALIZATION	7	13	20	20	14	34
- Shot from outside of penalty area	1	0	1	4	3	7
- CROSSES	0	2	2	3	2	5
-- From left (%)	0	0	0 (0%)	0	1 (50%)	1 (20%)
-- From right (%)	0	2 (100%)	2 (100%)	3 (100%)	1 (50%)	4 (80%)
- Build-Up play	1	4	5	6	7	13
- Long ball	3	1	4	0	0	0
DEFENSIVE						
SAVES	1	1	2	1	0	1
CLEARANCES	3	4	7	3	2	5
- Low	0	0	0	0	0	0
- High	3	4	7	3	2	5
BALL RECOVERY	36	36	72	44	30	74
- End action	10	12	22	16	10	26
- Real recovery	14	12	26	13	4	17
- Temporary recovery	12	12	24	15	16	31
FINAL THIRD ENTRIES	20	27	47	37	29	66
FOULS NEAR THE BOX	0	0	0	0	0	0

TERRITORIAL COVERAGE



NÆSTVED U19

NÆSBY U19



● FIRST HALF

○ SECOND HALF

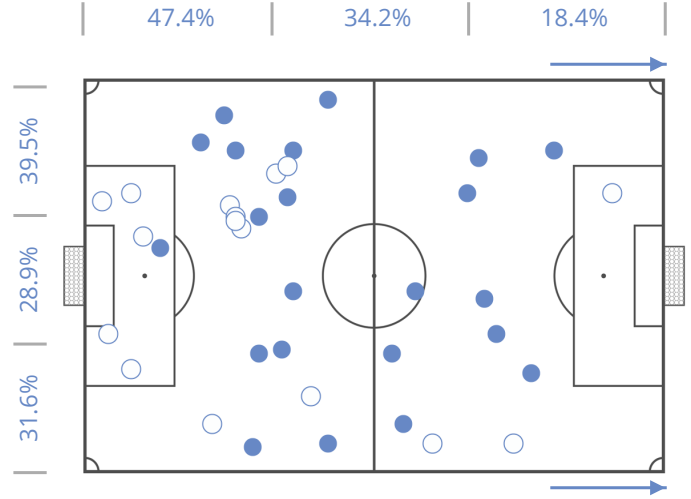
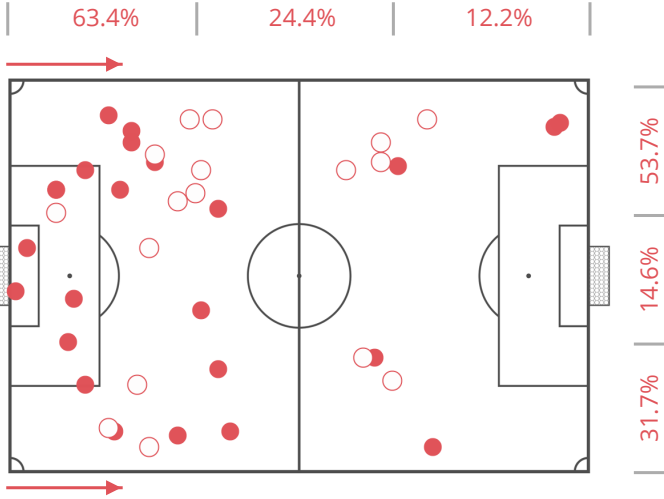
● FIRST HALF

○ SECOND HALF

41

BALL POSSESSION RECOVERY

38



BEST PLAYERS

J. Stilling Lund Rasmussen (90')	9
A. Jungling (90')	8
J. Mortensen (90')	6
R. Groosen (90')	5
F. Vittenbach (90')	4

WORST PLAYERS

P. Stenbek (70')	1
D. Grøndlund (44')	1
E. Nielsen (46')	3
F. Vittenbach (90')	4
J. Larsen (64')	4

BEST PLAYERS

K. Lehm (90')	9
J. Hansen (90')	6
M. De Claville Bertelsen (90')	6
E. Olsen (90')	5
R. Espersen (74')	4

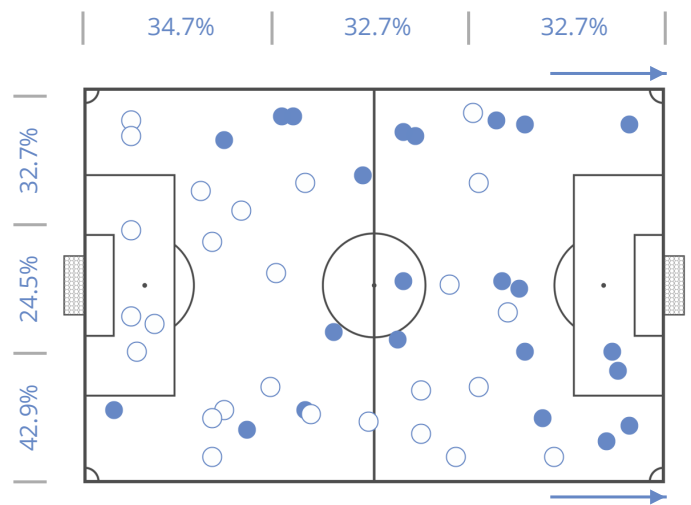
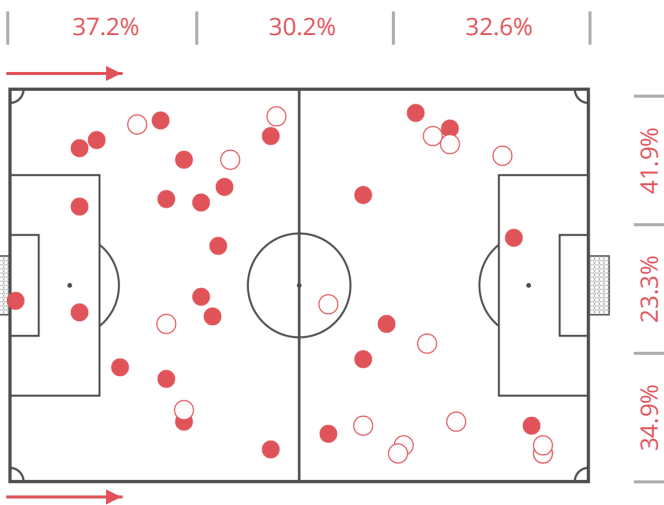
WORST PLAYERS

K. Petersen (90')	2
M. Damsbo (90')	2
T. Larsen (90')	2
R. Thomsen (77')	2
R. Espersen (74')	4

43

BALL POSSESSION LOSS

49



BEST PLAYERS

P. Stenbek (70')	1
B. Damgaard Nielsen (90')	2
D. Grøndlund (44')	2
T. Gründahl (26')	2
M. Akbay (20')	2

WORST PLAYERS

J. Stilling Lund Rasmussen (90')	7
A. Jungling (90')	6
E. Nielsen (46')	5
F. Vittenbach (90')	4
G. Mansø (90')	4

BEST PLAYERS

M. Ellegaard (16')	1
T. Larsen (90')	3
R. Thomsen (77')	3
R. Espersen (74')	3
M. Dongsted (59')	4

WORST PLAYERS

K. Petersen (90')	7
K. Lehm (90')	6
M. Damsbo (90')	6
M. De Claville Bertelsen (90')	6
E. Olsen (90')	5

TERRITORIAL COVERAGE



NÆSTVED U19

NÆSBY U19



● FIRST HALF

○ SECOND HALF

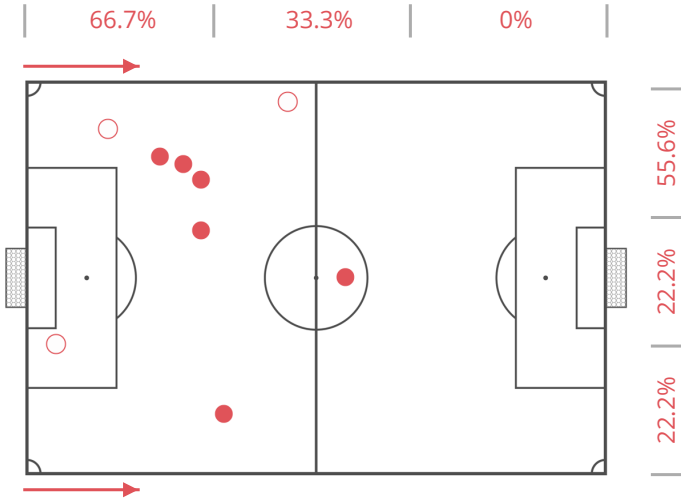
● FIRST HALF

○ SECOND HALF

9

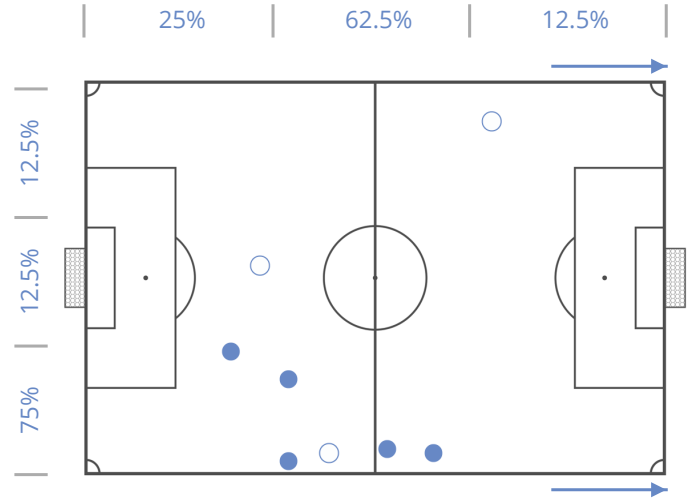
FOULS COMMITTED

8



WORST PLAYERS

E. Nielsen (46')	3
A. Jungling (90')	2
J. Mortensen (90')	2
F. Vittenbach (90')	1
M. Akbay (20')	1



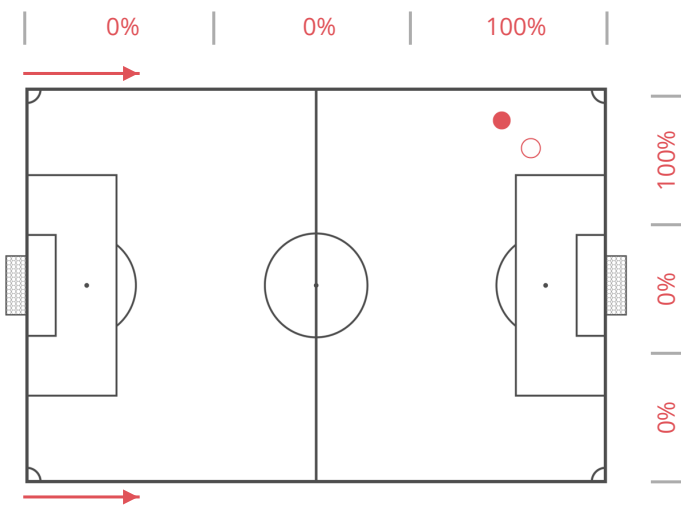
WORST PLAYERS

E. Olsen (90')	2
K. Petersen (90')	1
M. Damsbo (90')	1
R. Thomsen (77')	1
R. Espersen (74')	1

2

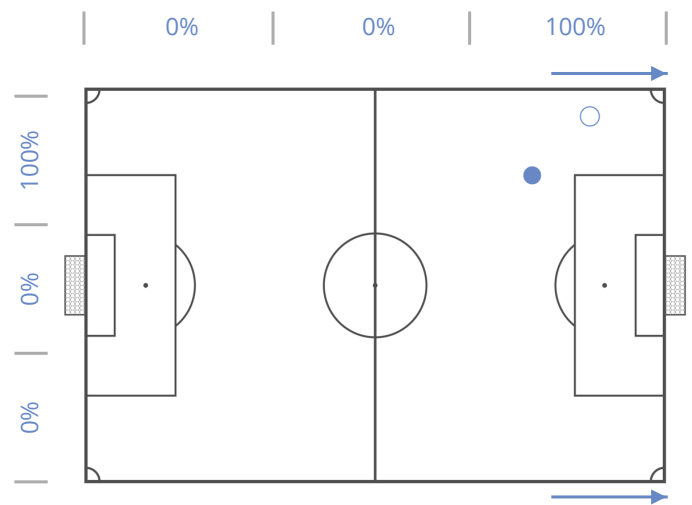
OFFSIDES

2



WORST PLAYERS

A. Jungling (90')	1
G. Mansø (90')	1



WORST PLAYERS

K. Lehm (90')	1
R. Thomsen (77')	1

TERRITORIAL COVERAGE



NÆSTVED U19

NÆSBY U19



● FIRST HALF

○ SECOND HALF

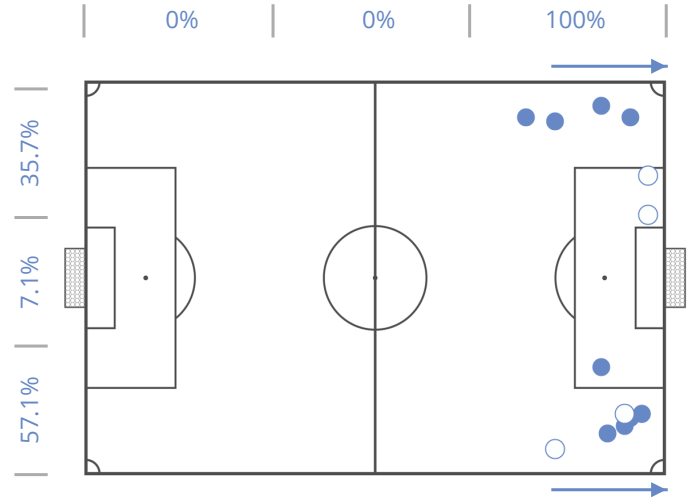
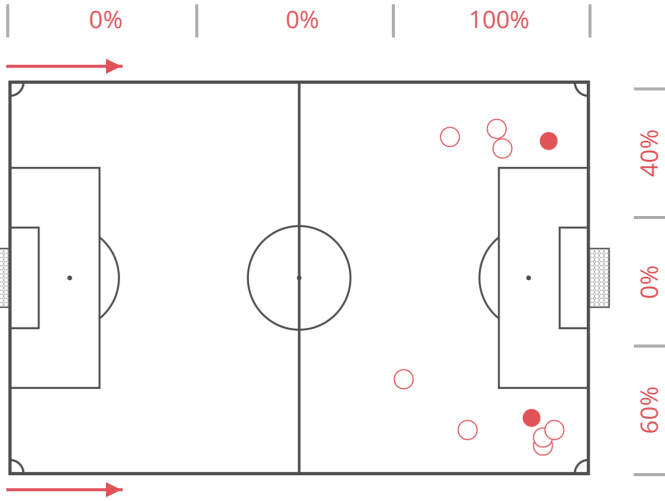
● FIRST HALF

○ SECOND HALF

10

CROSSES

14



BEST PLAYERS

G. Mansø (90')	2
J. Larsen (64')	2
D. Grøndlund (44')	2
B. Damgaard Nielsen (90')	1
R. Groosen (90')	1

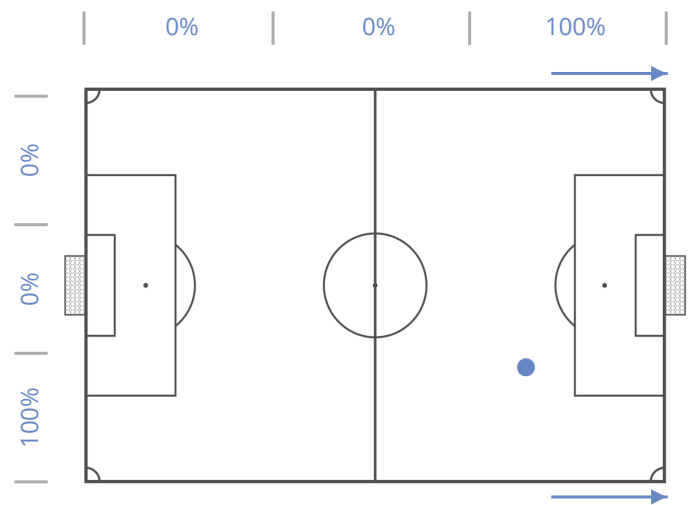
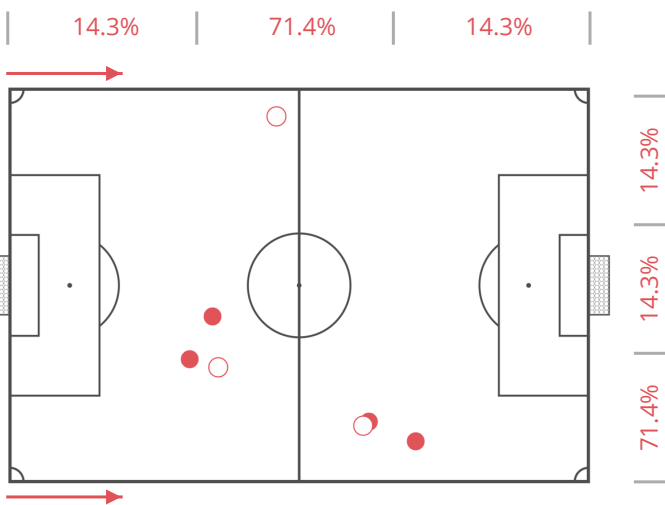
BEST PLAYERS

K. Lehm (90')	3
T. Larsen (90')	3
E. Olsen (90')	2
K. Petersen (90')	2
R. Thomsen (77')	2

7

THROUGH PASSES

1



BEST PLAYERS

J. Stilling Lund Rasmussen (90')	2
J. Larsen (64')	2
F. Vittenbach (90')	1
R. Groosen (90')	1
E. Nielsen (46')	1

BEST PLAYERS

T. Larsen (90')	1
-----------------	---



DUELS

● FIRST HALF

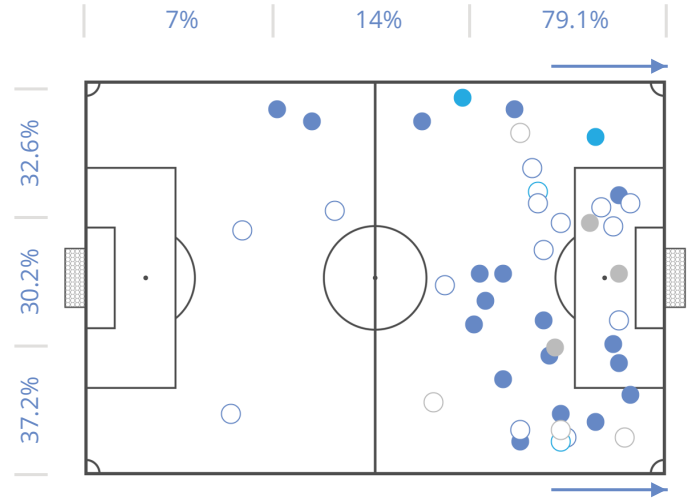
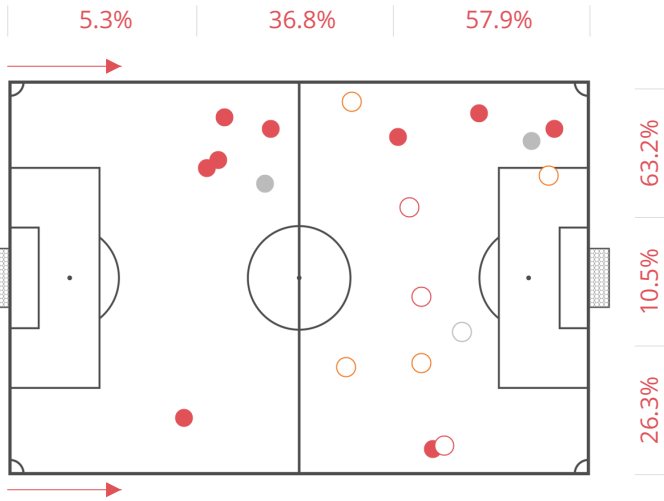
○ SECOND HALF



19

1 VS 1 DRIBBLING

43



BEST PLAYERS

	DUELS	WON	NEUT.	LOST
R. Groosen (90')	6	3	1	2
G. Mansø (90')	4	4	0	0
A. Jungling (90')	3	3	0	0
F. Vittenbach (90')	2	0	1	1
J. Mortensen (90')	1	1	0	0

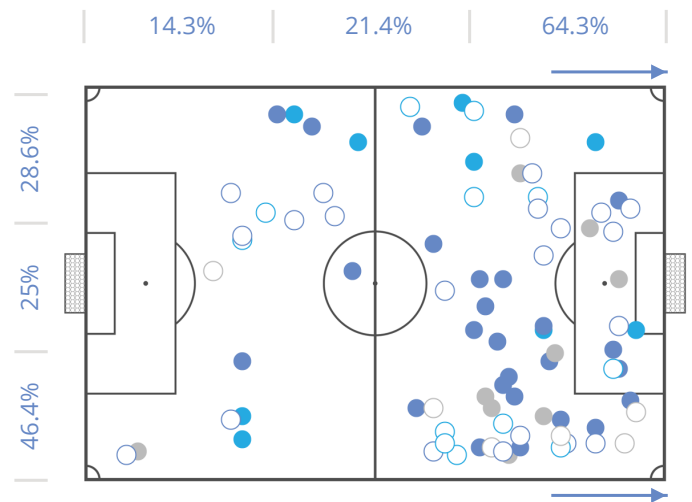
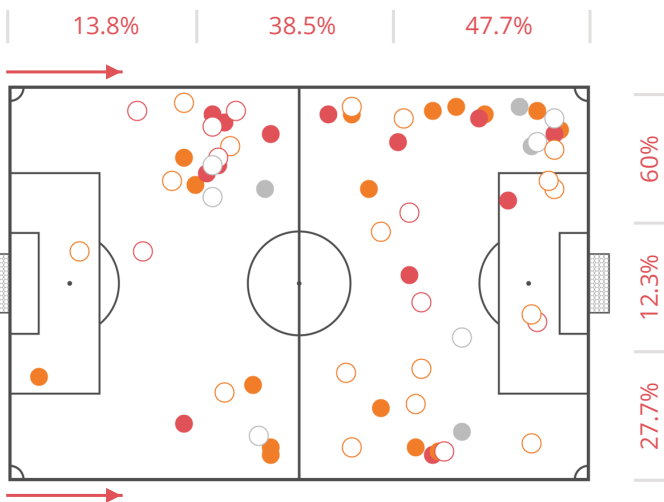
BEST PLAYERS

	DUELS	WON	NEUT.	LOST
M. De Claville Bertelsen (90')	10	9	0	1
T. Larsen (90')	7	7	0	0
K. Lehm (90')	6	3	2	1
K. Petersen (90')	6	4	1	1
R. Thomsen (77')	6	3	0	3

83

ATTACKING DUELS

103



BEST PLAYERS

	DUELS	WON	NEUT.	LOST
R. Groosen (90')	17	7	7	3
G. Mansø (90')	14	5	6	3
B. Damgaard Nielsen (90')	8	2	4	2
A. Jungling (90')	5	4	1	0
F. Vittenbach (90')	5	1	3	1

BEST PLAYERS

	DUELS	WON	NEUT.	LOST
M. De Claville Bertelsen (90')	18	10	6	2
R. Thomsen (77')	17	10	1	6
T. Larsen (90')	13	9	3	1
K. Petersen (90')	12	5	4	3
K. Lehm (90')	6	3	2	1

DUELS

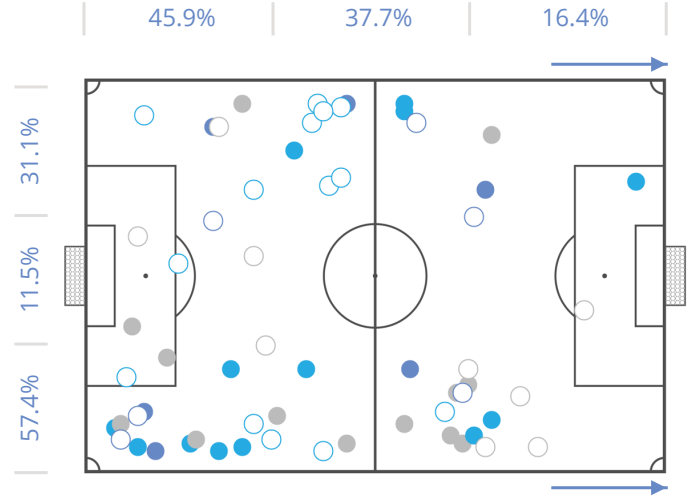
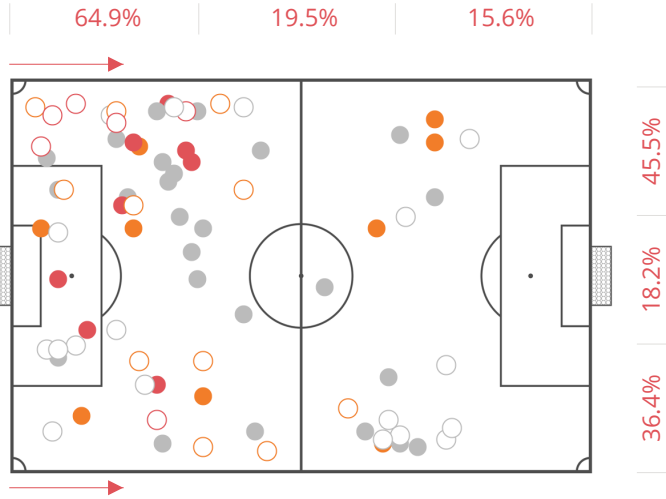
● FIRST HALF ○ SECOND HALF



103

DEFENSIVE DUELS

83



BEST PLAYERS

	DUELS	WON	NEUT.	LOST
A. Jungling (90')	13	6	1	6
F. Vittenbach (90')	11	0	5	6
J. Mortensen (90')	9	3	2	4
M. Akbay (20')	9	2	1	6
R. Groosen (90')	7	0	2	5

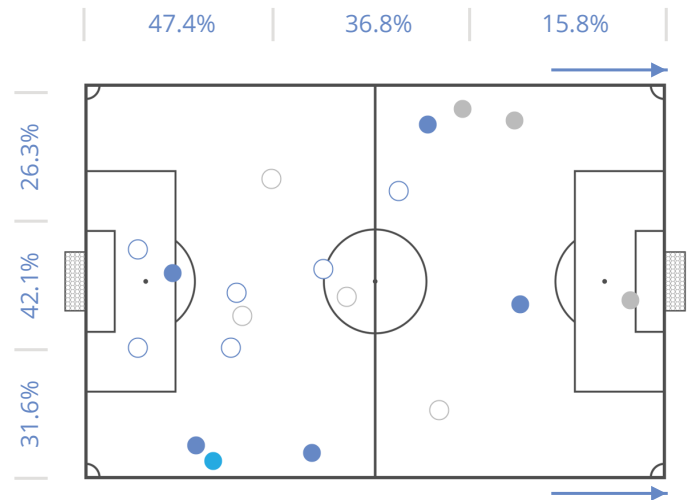
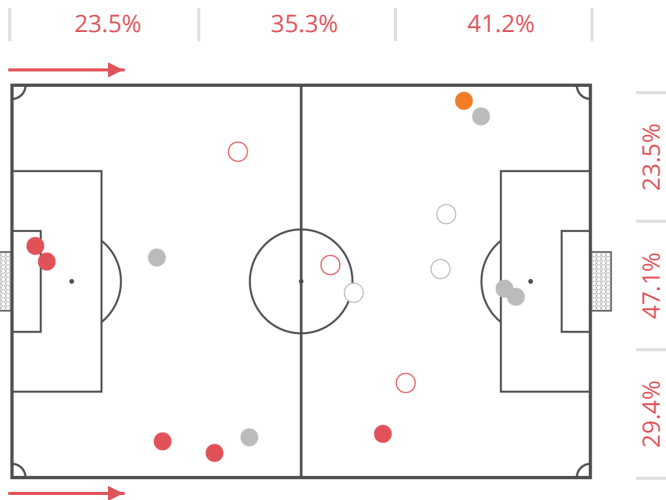
BEST PLAYERS

	DUELS	WON	NEUT.	LOST
R. Espersen (74')	11	2	4	5
E. Olsen (90')	9	1	4	4
K. Petersen (90')	8	3	1	4
K. Lehm (90')	6	1	3	2
M. Damsbo (90')	6	1	4	1

22

AERIAL DUELS

22



BEST PLAYERS

	DUELS	WON	NEUT.	LOST
G. Mansø (90')	5	3	0	2
J. Mortensen (90')	3	1	0	2
B. Damgaard Nielsen (90')	2	0	0	2
J. Larsen (64')	2	2	0	0
A. Jungling (90')	1	0	1	0

BEST PLAYERS

	DUELS	WON	NEUT.	LOST
J. Hansen (90')	5	3	0	2
K. Petersen (90')	3	3	0	0
K. Lehm (90')	2	1	0	1
M. Damsbo (90')	2	2	0	0
R. Espersen (74')	2	1	0	1

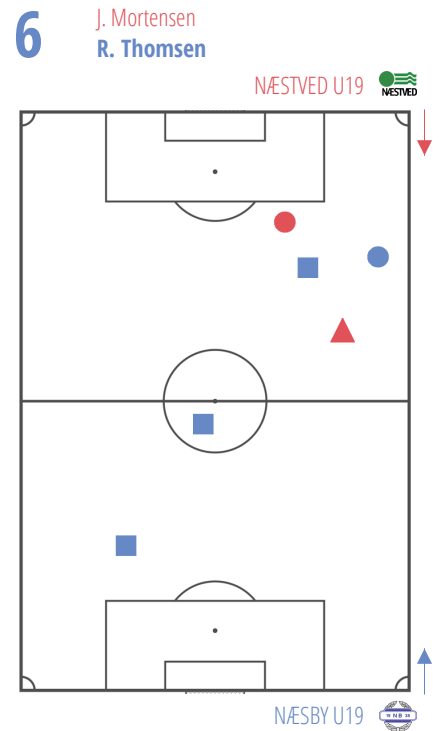
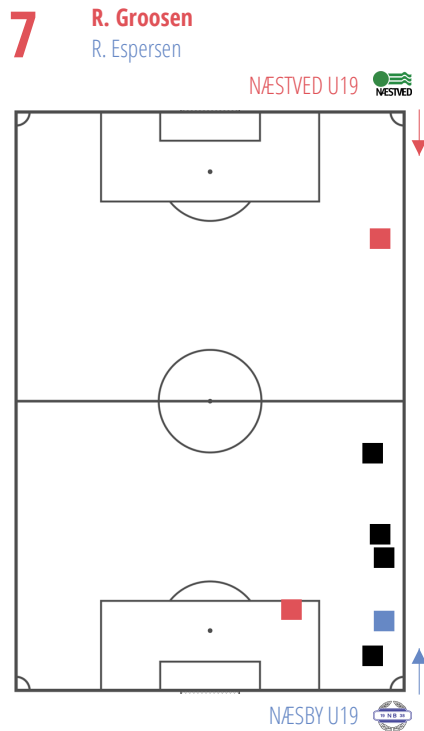
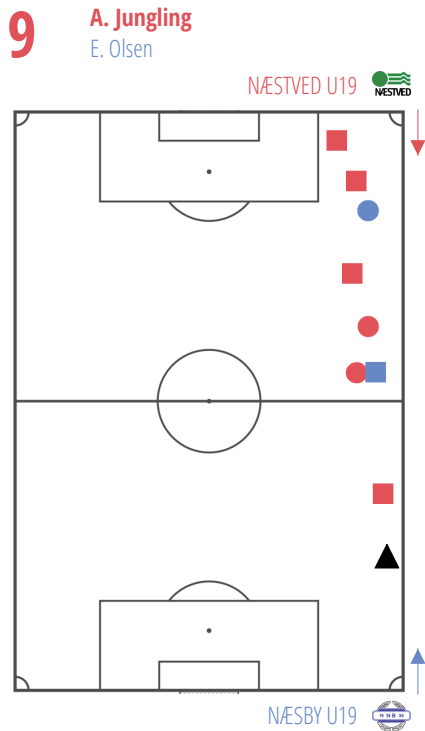
DUELS GRID

NÆSBY U19

NÆSTVED U19

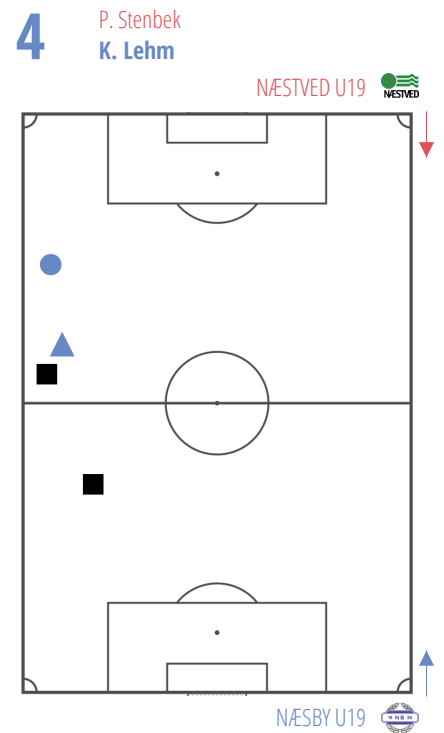
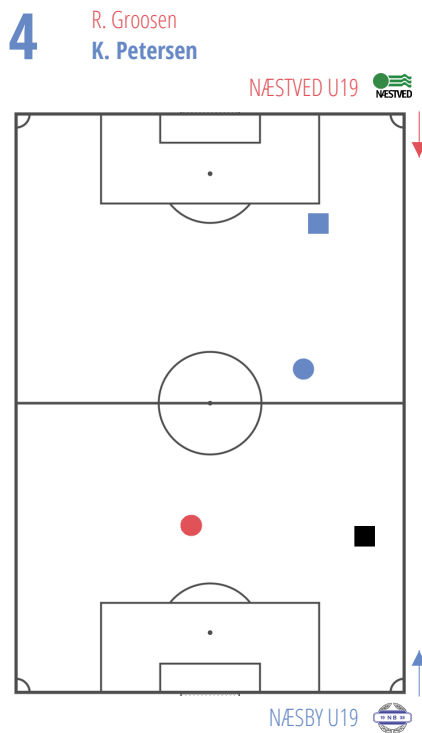
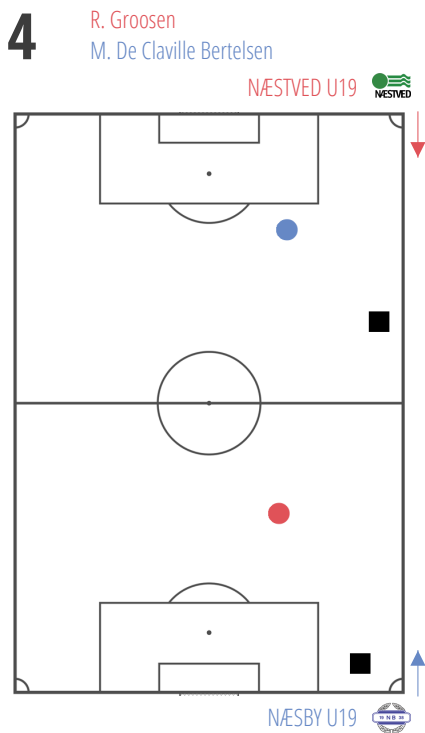
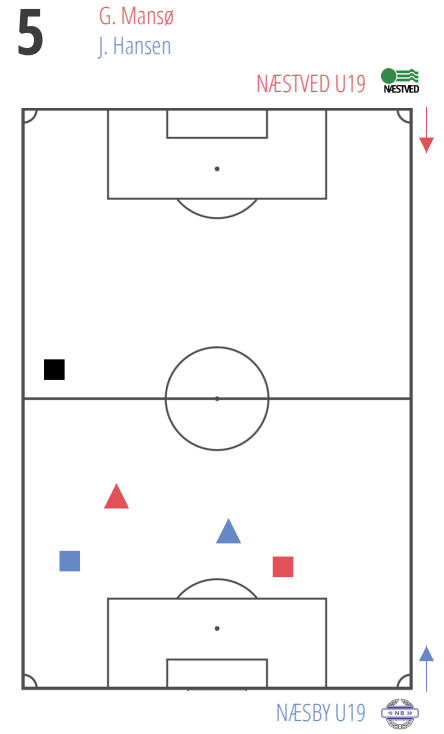
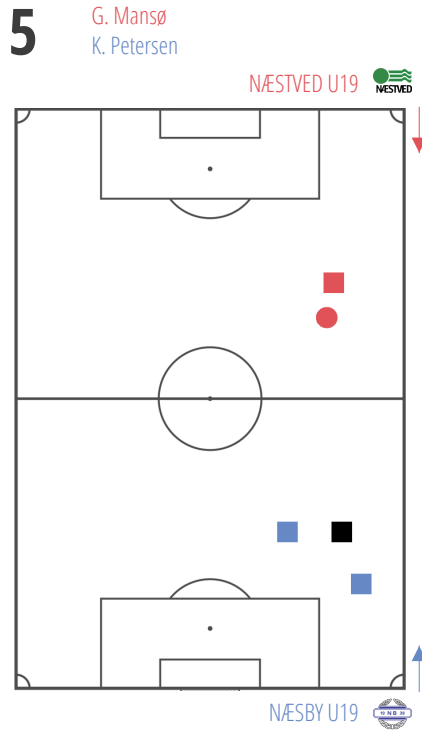
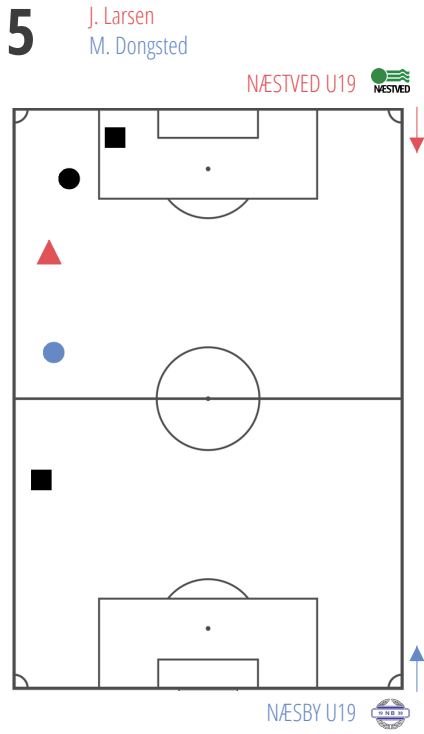
	1. J. Gadkjær	13. R. Espersen	5. J. Hansen	4. M. Damsbo	2. K. Lehm	9. M. Dongsted	3. E. Olsen	10. M. De Claville Bertelsen	7. T. Larsen	8. K. Petersen	6. R. Thomsen	14. M. Ellegaard	12. E. Kingo Eriksen	11. O. Nielsen
1. C. Petersen							1							
23. J. Mortensen								1	4	2	6			
2. J. Larsen					3	5			1		2			
11. R. Groosen		7		1			3	4	2	4	1			
20. P. Stenbek			1		4									
12. A. Jungling		1					9	3	2	3	3			1
7. F. Vittenbach					2	1	1	3	4	3		1		1
6. E. Nielsen		1						1	1	2	1			
19. B. Damgaard Nielsen		1	2	2				1		1				
22. G. Mansø		3	5	1	2		1	1	1	5				1
3. J. Stilling Lund Rasmussen		1							1		2			1
17. M. Akbay			1		2			3	1	2				
8. D. Grøndlund					1			1		2				
15. T. Gründahl								3						

△ AIR CHALL.     
  GROUND CHALL.     
 ○ DRIBBLES  
● WON BY NÆSTVED U19     
 ● WON BY NÆSBY U19     
 ● NEUTRAL DUELS

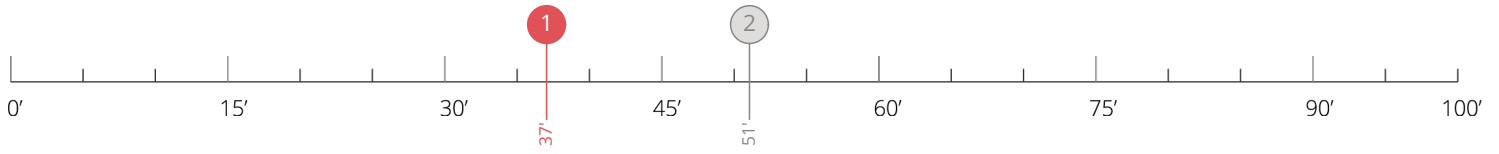


DUELS GRID

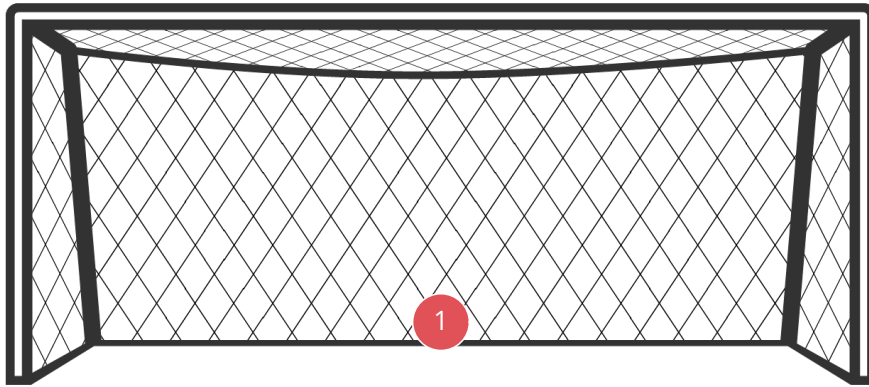
△ AIR CHALL.      □ GROUND CHALL.      ○ DRIBBLES  
● WON BY NÆSTVED U19      ● WON BY NÆSBY U19      ● NEUTRAL DUELS



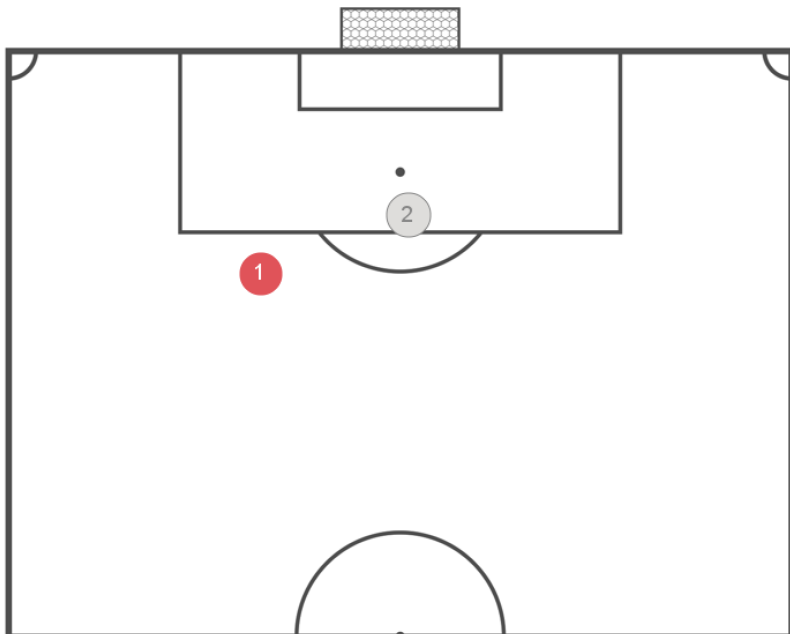
NÆSTVED U19: GOALS AND STRIKES



<p style="font-size: 2em; color: red;">2</p> <p>SHOTS</p>	<p style="font-size: 2em; color: red;">1</p> <p>ON TARGET</p>	<p style="font-size: 2em; color: red;">1</p> <p>BLOCKED</p>	<p style="font-size: 2em; color: red;">0</p> <p>GOALS</p>
---	---	---	---



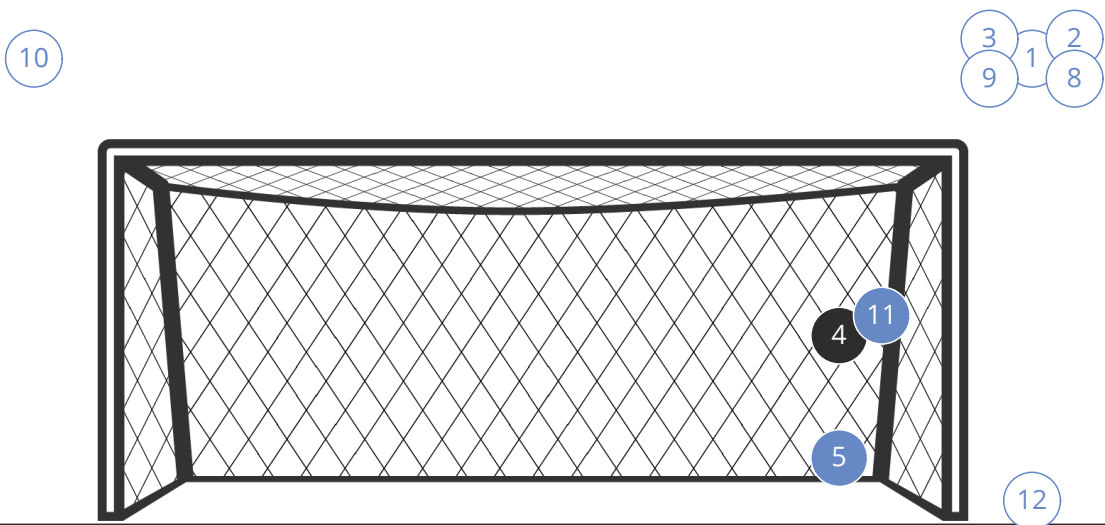

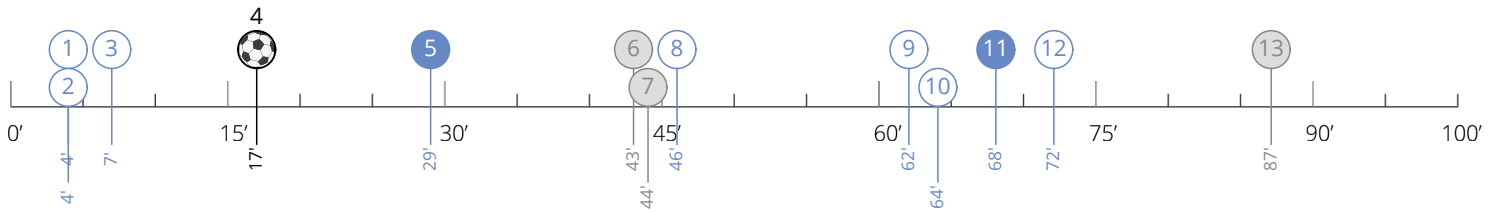
- ON TARGET
- OUT OF TARGET
- BLOCKED
- GOAL



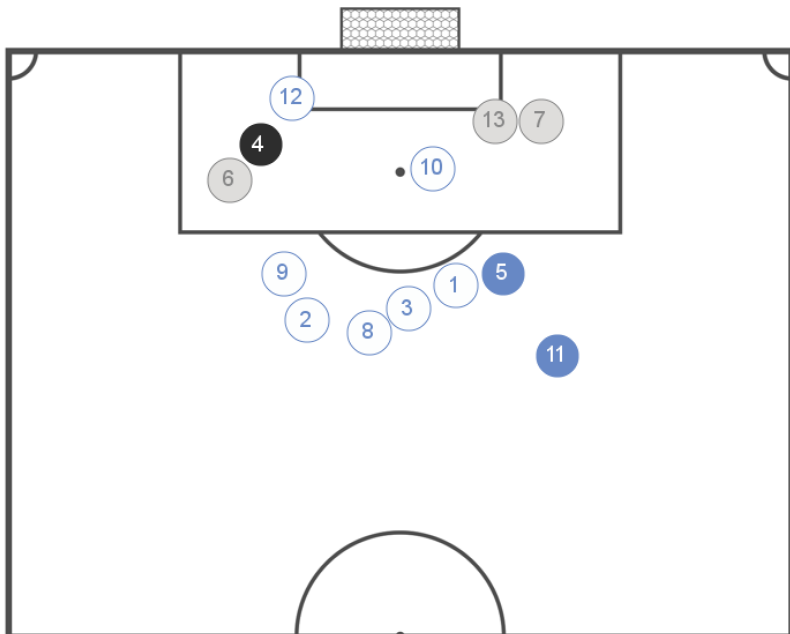
PLAYERS

	FOOT
1 G. Mansø	Left
2 F. Vittenbach	Right

NÆSBY U19: GOALS AND STRIKES



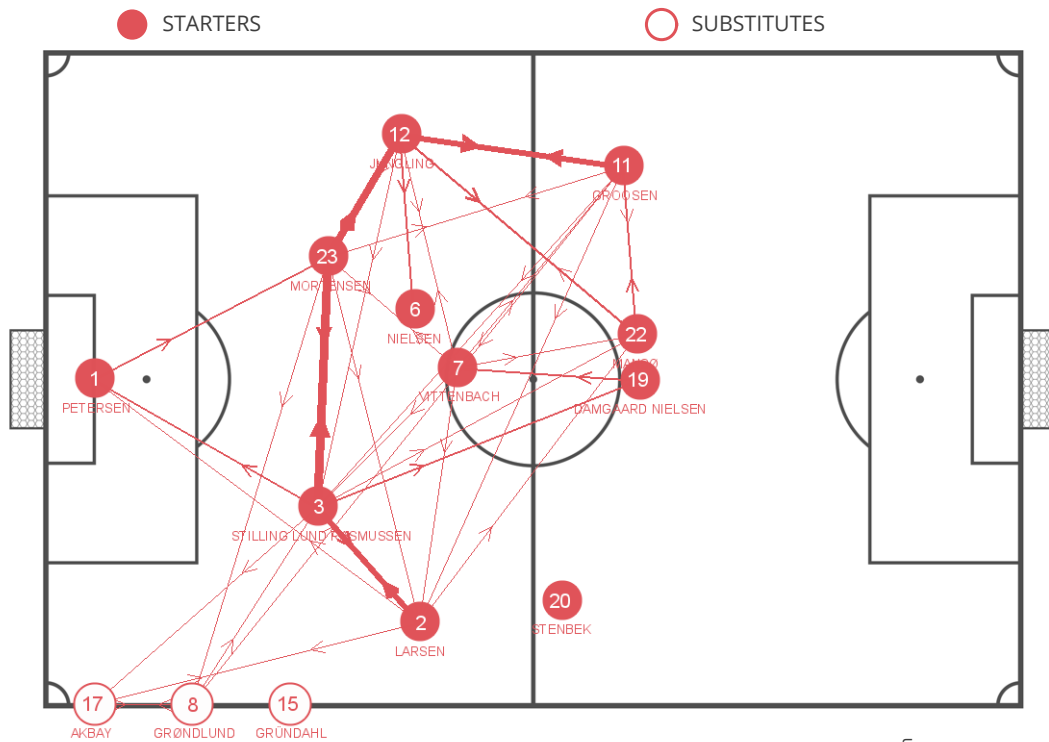
● ON TARGET      ○ OUT OF TARGET      ● BLOCKED      ● GOAL



PLAYERS

NUMBER	NAME	FOOT
1	M. Dongsted	Right
2	R. Thomsen	Right
3	M. De Claville Bertelsen	Right
4	R. Thomsen	Right
5	M. De Claville Bertelsen	Left
6	K. Lehm	Left
7	R. Thomsen	Right
8	R. Thomsen	Right
9	M. De Claville Bertelsen	Right
10	T. Larsen	Left
11	K. Petersen	Right
12	T. Larsen	Left
13	E. Olsen	Right

NESTVED U19: PASSES



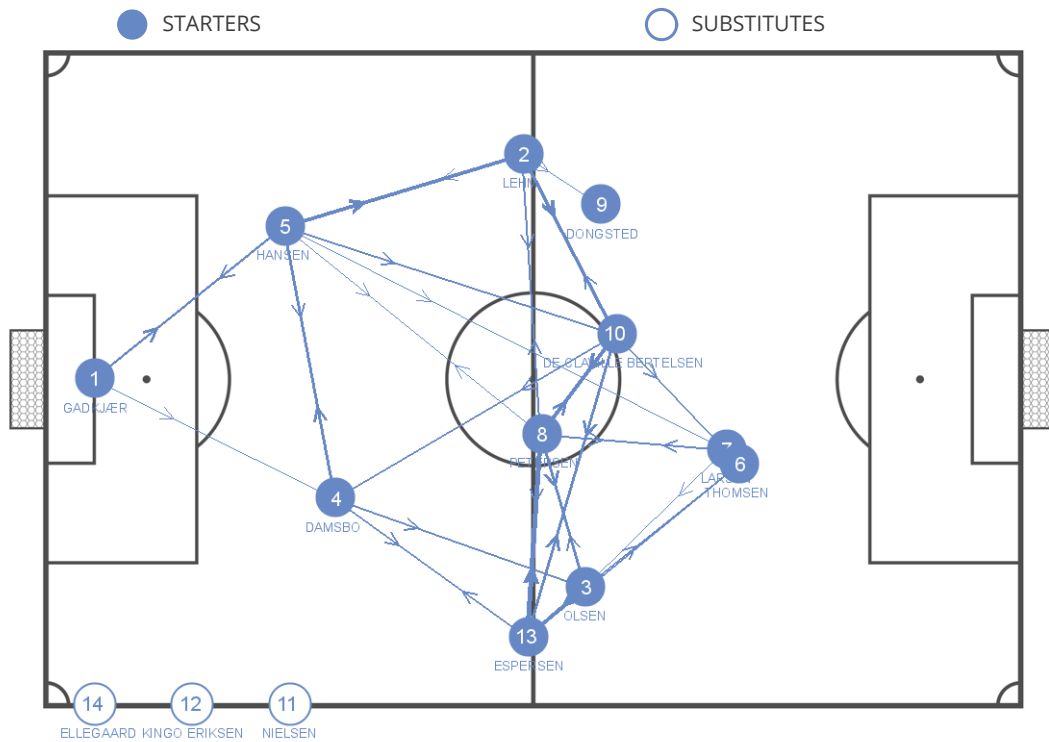
	1. C. Petersen	23. J. Mortensen	2. J. Larsen	11. R. Groosen	20. P. Stenbek	12. A. Jungling	7. F. Vittenbach	6. E. Nielsen	19. B. Damgaard Nielsen	22. G. Mansø	3. J. Stilling Lund Rasmussen	17. M. Akbay	8. D. Grøndlund	15. T. Gründahl
1. C. Petersen	5	1			1 (1)	2			1 (1)	2 (2)	2	2		1 (1)
23. J. Mortensen	1	4	4 (2)			20	3		1 (1)	2 (1)	12		3	
2. J. Larsen	3	1				1	1		2	3 (2)	17	3		
11. R. Groosen	1	4	4 (1)			15	2		2	3	3	1 (1)	4	
20. P. Stenbek			2							1	1			
12. A. Jungling	1	4	1 (1)	15 (1)			4	5	1	8 (3)	4		1	
7. F. Vittenbach		3	3	4	1	3		1	1	4	4		1	1
6. E. Nielsen	1	2	1	1	1 (1)	1	1			2	2			
19. B. Damgaard Nielsen				2	1		6 (1)				1		2	
22. G. Mansø			1	7 (1)	1	3	2	2	1			1	1	1
3. J. Stilling Lund Rasmussen	5	24	8	1 (1)	1 (1)	1	2	2	5 (3)	3 (2)		3	2	1
17. M. Akbay			3				1			1	2		3	1
8. D. Grøndlund			1	3			1		2	2 (1)	3	4 (1)		2
15. T. Gründahl							1		1	2			1	

PASSES RECEIVED BY THE PLAYER

PASSES MADE BY THE PLAYER

(\*) HIGH PASSES

NÆSBY U19: PASSES



	1. J. Gadkjær	13. R. Espersen	5. J. Hansen	4. M. Damsbo	2. K. Lehm	9. M. Dongsted	3. E. Olsen	10. M. De Claville Bertelsen	7. T. Larsen	8. K. Petersen	6. R. Thomsen	14. M. Ellegaard	12. E. Kingo Eriksen	11. O. Nielsen
1. J. Gadkjær	1	9	4	3 (1)		3								
13. R. Espersen		7				3	8 (1)	3	13	6				1
5. J. Hansen	6	1 (1)	6	10 (1)	1 (1)		5 (1)	4 (3)	4	1 (1)				
4. M. Damsbo		6	9	1		6 (4)	3	1	2					
2. K. Lehm	1		4	1	4		12 (1)	2 (1)	5	2 (2)				1
9. M. Dongsted	1				2			2		2				
3. E. Olsen	1	11					1	3	5	5 (1)	1			1
10. M. De Claville Bertelsen	2	9 (2)	3	6	7	3	3 (1)	3	10 (1)	5	1			
7. T. Larsen		2			3 (1)	1	4	3 (1)	5	2	1			
8. K. Petersen	2	6 (1)	4	2	7		8 (1)	9	5	1				2
6. R. Thomsen		3					2		4		1			
14. M. Ellegaard							2							1
12. E. Kingo Eriksen														
11. O. Nielsen			1		2			1	1					

PASSES RECEIVED BY THE PLAYER

PASSES MADE BY THE PLAYER

(\*) HIGH PASSES



NÆSTVED U19: PLAYER EVENTS

		MINUTES PLAYED	GOALS / GOALS ON PENALTY	ASSISTS	TOUCHES	SHOTS / ON TARGET	FOULS COMM. / CONCEDED	YELLOW CARDS / RED CARDS	OFFSIDES	FREE K. SHOTS / ON TARGET	FREE K. CROSS / ACCURATE	CORNERS / ACCURATE	THROW INS / ACCURATE
1	C. Petersen	90	0/0	0	25	0/0	0/0	1/0	0	0/0	0/0	0/0	0/0
23	J. Mortensen	90	0/0	0	56	0/0	2/0	0/0	0	0/0	0/0	0/0	0/0
2	J. Larsen	64	0/0	0	43	0/0	0/0	0/0	0	0/0	0/0	0/0	2/2
11	R. Groosen	90	0/0	0	51	0/0	0/1	0/0	0	1/0	2/2	2/1	2/2
20	P. Stenbek	70	0/0	0	8	0/0	0/1	0/0	0	0/0	0/0	0/0	0/0
12	A. Jungling	90	0/0	0	62	0/0	2/4	0/0	1	0/0	0/0	0/0	7/6
7	F. Vittenbach	90	0/0	0	34	1/0	1/1	0/0	0	0/0	0/0	0/0	0/0
6	E. Nielsen	46	0/0	0	18	0/0	3/0	1/0	0	0/0	0/0	0/0	0/0
19	B. Damgaard Nielsen	90	0/0	0	16	0/0	0/0	0/0	0	0/0	0/0	0/0	0/0
22	G. Mansø	90	0/0	0	26	1/1	0/0	0/0	1	0/0	0/0	0/0	0/0
3	J. Stilling Lund Rasmussen	90	0/0	0	71	0/0	0/0	0/0	0	0/0	0/0	0/0	0/0
17	M. Akbay	20	0/0	0	16	0/0	1/1	1/0	0	0/0	0/0	0/0	2/2
8	D. Grøndlund	44	0/0	0	25	0/0	0/0	1/0	0	0/0	0/0	0/0	0/0
15	T. Gründahl	26	0/0	0	9	0/0	0/0	0/0	0	0/0	0/0	0/0	0/0

		DUELS / WON	GROUND CHALL. / WON	AIR CHALL. / WON	ATTACKING CHALL.	DEFENDING CHALL.	DRIBBLES	TACKLES	DEFENDING 1V1	RECOVERED IN OPP. HALF	LOSSES IN OPP. HALF
1	C. Petersen	1 / 0	1 / 0	0 / 0	0	0	0	0	0	1	0
23	J. Mortensen	15 / 5	12 / 4	3 / 1	2	9	1	0	2	1	0
2	J. Larsen	14 / 5	12 / 3	2 / 2	3	5	0	0	4	0	3
11	R. Groosen	29 / 8	29 / 8	0 / 0	17	7	6	0	2	3	2
20	P. Stenbek	8 / 2	7 / 2	1 / 0	5	2	1	0	2	1	1
12	A. Jungling	25 / 13	24 / 13	1 / 0	5	13	3	0	7	0	0
7	F. Vittenbach	25 / 6	24 / 5	1 / 1	5	11	2	0	5	2	2
6	E. Nielsen	8 / 0	7 / 0	1 / 0	1	6	0	0	3	2	2
19	B. Damgaard Nielsen	13 / 3	11 / 3	2 / 0	8	2	0	0	1	0	2
22	G. Mansø	27 / 10	22 / 7	5 / 3	14	6	4	0	0	0	1
3	J. Stilling Lund Rasmussen	7 / 4	6 / 3	1 / 1	1	3	1	1	1	1	1
17	M. Akbay	13 / 3	13 / 3	0 / 0	0	9	0	1	6	0	2
8	D. Grøndlund	8 / 0	8 / 0	0 / 0	3	3	1	0	0	1	2
15	T. Gründahl	3 / 1	3 / 1	0 / 0	1	1	0	0	0	0	2

		PASSES / ACCURATE	% ACCURATE	LONG PASSES / ACCURATE	THROUGH PASSES / ACCURATE	IN THE BOX / ACCURATE	CROSSES / ACCURATE	CROSS FROM BYLINE	CROSS HIGH	CROSS LOW	CROSS BLOCKED
1	C. Petersen	23 / 17	74	11 / 5	0/0	0/0	0/0	0	0	0	0
23	J. Mortensen	54 / 51	95	5 / 4	0/0	0/0	0/0	0	0	0	0
2	J. Larsen	42 / 35	84	4 / 2	2/0	0/0	2/1	1	2	0	0
11	R. Groosen	48 / 41	86	3 / 2	1/0	0/0	1/0	1	1	0	0
20	P. Stenbek	6 / 4	67	0 / 0	0/0	0/0	1/0	0	0	1	0
12	A. Jungling	56 / 45	81	11 / 6	0/0	0/0	0/0	0	0	0	0
7	F. Vittenbach	33 / 26	79	2 / 0	1/0	0/0	0/0	0	0	0	0
6	E. Nielsen	17 / 12	71	2 / 1	1/0	0/0	0/0	0	0	0	0
19	B. Damgaard Nielsen	15 / 13	87	2 / 1	0/0	1 / 1	1 / 1	1	0	1	0
22	G. Mansø	25 / 20	80	2 / 1	0/0	2 / 1	2 / 0	0	1	1	0
3	J. Stilling Lund Rasmussen	67 / 59	89	12 / 7	2 / 1	0 / 0	0 / 0	0	0	0	0
17	M. Akbay	15 / 12	80	1 / 0	0/0	0/0	0/0	0	0	0	0
8	D. Grøndlund	23 / 19	83	3 / 2	0/0	0/0	2 / 0	0	2	0	0
15	T. Gründahl	9 / 5	56	0 / 0	0/0	0/0	1 / 0	1	0	1	0

NÆSBY U19: PLAYER EVENTS

		MINUTES PLAYED	GOALS / GOALS ON PENALTY	ASSISTS	TOUCHES	SHOTS / ON TARGET	FOULS COMM. / CONCEDED	YELLOW CARDS / RED CARDS	OFFSIDES	FREE K. SHOTS / ON TARGET	FREE K. CROSS / ACCURATE	CORNERS / ACCURATE	THROW INS / ACCURATE
1	J. Gadkjær	90	0/0	0	22	0/0	0/0	0/0	0	0/0	0/0	0/0	0/0
13	R. Espersen	74	0/0	0	52	0/0	1/0	0/0	0	0/0	0/0	0/0	11/10
5	J. Hansen	90	0/0	0	50	0/0	0/0	0/0	0	0/0	0/0	0/0	0/0
4	M. Damsbo	90	0/0	0	36	0/0	1/0	0/0	0	0/0	0/0	0/0	0/0
2	K. Lehm	90	0/0	0	46	1/0	0/1	1/0	1	0/0	0/0	0/0	4/3
9	M. Dongsted	59	0/0	0	13	1/0	0/0	0/0	0	0/0	0/0	0/0	0/0
3	E. Olsen	90	0/0	1	38	1/0	2/2	0/0	0	0/0	0/0	0/0	0/0
10	M. De Claville Bertelsen	90	0/0	0	57	3/1	0/1	0/0	0	0/0	2/1	1/1	1/1
7	T. Larsen	90	0/0	0	27	2/0	0/1	0/0	0	0/0	4/3	2/2	0/0
8	K. Petersen	90	0/0	0	62	1/1	1/1	0/0	0	0/0	0/0	0/0	0/0
6	R. Thomsen	77	1/0	0	17	4/1	1/3	0/0	1	0/0	0/0	0/0	0/0
14	M. Ellegaard	16	0/0	0	4	0/0	1/0	0/0	0	0/0	0/0	0/0	4/3
12	E. Kingo Eriksen	13	0/0	0	0	0/0	1/0	0/0	0	0/0	0/0	0/0	0/0
11	O. Nielsen	31	0/0	0	6	0/0	0/0	0/0	0	0/0	0/0	0/0	0/0

		DUELS / WON	GROUND CHALL. / WON	AIR CHALL. / WON	ATTACKING CHALL.	DEFENDING CHALL.	DRIBBLES	TACKLES	DEFENDING 1V1	RECOVERED IN OPP. HALF	LOSSES IN OPP. HALF
1	J. Gadkjær	0/0	0/0	0/0	0	0	0	0	0	0	0
13	R. Espersen	19/5	17/4	2/1	3	11	0	1	2	1	2
5	J. Hansen	12/6	7/3	5/3	1	4	1	2	1	0	0
4	M. Damsbo	10/5	8/3	2/2	0	6	0	0	1	0	0
2	K. Lehm	20/8	18/7	2/1	6	6	6	1	3	1	2
9	M. Dongsted	10/2	9/2	1/0	6	2	3	0	0	0	3
3	E. Olsen	21/5	20/5	1/0	3	9	2	2	4	3	3
10	M. De Claville Bertelsen	27/12	26/12	1/0	18	6	10	0	1	4	6
7	T. Larsen	21/12	20/11	1/1	13	2	7	0	1	1	2
8	K. Petersen	32/15	29/12	3/3	12	8	6	2	7	0	3
6	R. Thomsen	23/11	22/11	1/0	17	2	6	0	0	2	3
14	M. Ellegaard	3/0	3/0	0/0	0	2	0	0	1	0	0
12	E. Kingo Eriksen	1/0	1/0	0/0	0	1	0	0	0	0	0
11	O. Nielsen	9/4	9/4	0/0	5	2	2	0	1	0	0

		PASSES / ACCURATE	% ACCURATE	LONG PASSES / ACCURATE	THROUGH PASSES / ACCURATE	IN THE BOX / ACCURATE	CROSSES / ACCURATE	CROSS FROM BYLINE	CROSS HIGH	CROSS LOW	CROSS BLOCKED
1	J. Gadkjær	21/21	100	2/2	0/0	0/0	0/0	0	0	0	0
13	R. Espersen	51/43	85	2/1	0/0	0/0	1/0	1	0	1	0
5	J. Hansen	46/39	85	13/8	0/0	0/0	0/0	0	0	0	0
4	M. Damsbo	35/29	83	8/4	0/0	1/1	0/0	0	0	0	0
2	K. Lehm	43/35	82	8/4	0/0	0/0	3/0	1	3	0	0
9	M. Dongsted	11/8	73	0/0	0/0	0/0	0/0	0	0	0	0
3	E. Olsen	36/27	75	4/0	0/0	0/0	2/1	1	2	0	0
10	M. De Claville Bertelsen	53/51	97	4/3	0/0	1/1	1/1	1	0	1	0
7	T. Larsen	25/21	84	3/2	1/1	2/1	3/1	1	1	0	2
8	K. Petersen	57/49	86	8/3	0/0	0/0	2/2	1	1	1	0
6	R. Thomsen	17/12	71	3/0	0/0	1/1	2/1	2	1	1	0
14	M. Ellegaard	3/3	100	0/0	0/0	0/0	0/0	0	0	0	0
12	E. Kingo Eriksen	0/0	0	0/0	0/0	0/0	0/0	0	0	0	0
11	O. Nielsen	6/4	67	0/0	0/0	0/0	0/0	0	0	0	0

## MATCH REPORT GUIDE

## SECTION 1

**AVERAGE POSITIONS**

Players position is calculated on an average detected point which takes into consideration every kind of action, including those with no ball possession.

White-filled circles are substitutes indicators.

## SECTION 2

**GENERALS****Average position**

It shows the barycentre of the team, considering the average place of its actions.

**CONSTRUCTION****Actions started by goalkeeper**

It considers all the actions started by the goalkeeper. It will be considered as a single one even if inside the same action he is involved more than once before the ball crosses the halfway line.

**Long pass**

Number of throws beyond the halfway line.

**Low**

Number of throws to a fellow teammate inside his half of the field.

**Right**

Number of actions crossing the halfway line in the right side.

**Left**

Number of actions crossing the halfway line in the left side.

**Center**

Number of actions crossing the halfway line in the central area.

**Failed**

Number of actions stopped before crossing the halfway line.

**ATTACKING PLAY****Actions finalization**

It shows team offensive dangerousness and the way it is carried out.

**Shot from outside of penalty area**

Number of team shots from outside the penalty area.

**Crosses**

It shows how many finalizations are completed straight after a cross from the flanks.

**Build-Up play**

It shows how many finalizations are completed straight after a build-up play.

**Long ball**

It shows how many finalizations are completed straight after a long ball.

**DEFENSIVE****Final Third Entries**

Number of times the opponent team plays the ball between the halfway line and the penalty area.

**Fouls near the box**

Number of fouls committed by the team nearby its penalty areas

## SECTION 3

**TERRITORIAL COVERAGE****Ball possession recovery**

It only takes into consideration the actual number of ball possession recoveries, even if temporary. Recoveries caused by opponents mistakes are not considered (i.e. ball kicked out of the pitch by the opponent).

## SECTION 4

**DUELS****Attacking duels**

Number of duels carried out when the team has ball possession.

**Defensive duels**

Number of duels carried out when the opponent team has ball possession.

## SECTION 7

**PASSES**

Players position is calculated on an average detected point based on the position occupied, considering every kind of action, including those with no ball possession.

Lines connecting players show the number of passes. The thicker is the line, the higher is the number of passes between each other.