



NÆSBY U19

11/03/2017
U19 DIVISION 2016/2017

1 - 0



HORSENS U19

📄 - 📺 - ⌚ 95' (46 + 49)

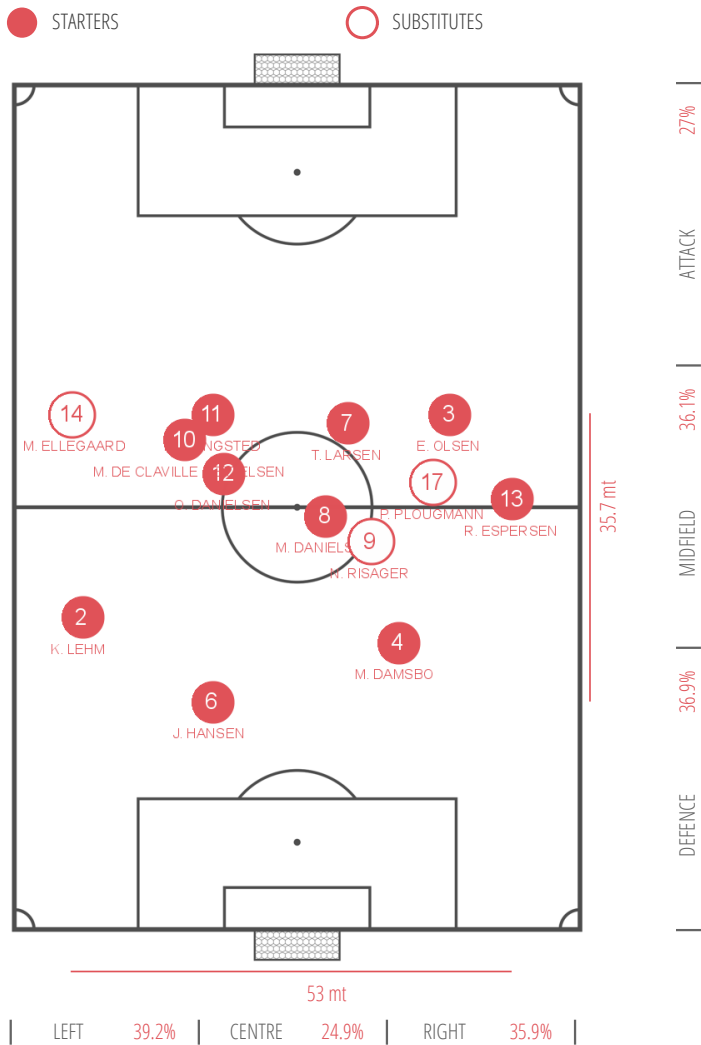
1	GKP	J. Gadkjær ('99)				1	GKP	M. Bobjerg Jacobsen (
13	DEF	R. Espersen ('99)				12	DEF	K. Christensen ('99)	67' ←	35' 🟡
6	DEF	J. Hansen ('98)				3	DEF	L. Kirkel ('98)		
4	DEF	M. Damsbo ('98)	33' 🟡			5	DEF	T. Munkholm ('99)	67' ←	
2	DEF	K. Lehm ('98)				4	DEF	A. Laursen ('98)		
12	MID	O. Danielsen ('99)				17	DEF	M. Bech ('99)		
8	MID	M. Danielsen ('99)				2	DEF	M. Holm ('98)		
11	MID	M. Dongsted ('99)	84' ←	52' ⚽		7	MID	K. Larsen ('98)		
3	MID	E. Olsen ('99)	68' ←			8	MID	N. Dohn ('98)		93' 🟡
10	MID	M. De Claville Bertelse	89' ←			11	FWD	T. Rohde ('99)		
7	MID	T. Larsen ('98)				9	FWD	K. Skovbjerg ('98)	39' ←	27' 🟡

SUBSTITUTES

14	DEF	M. Ellegaard ('99)	84' →			16	MID	A. Pallesen ('98)	67' →	
17	MID	P. Plougmann ('99)	68' →			14	MID	S. Peitersen ('99)	39' →	
9	MID	N. Risager ('99)	89' →							

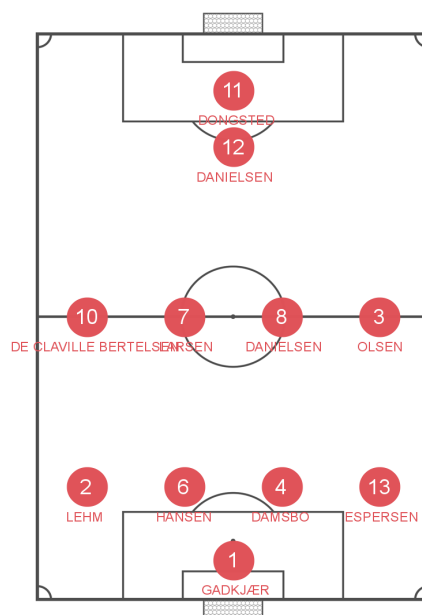
NÆSBY U19

AVERAGE POSITIONS



PLAYERS

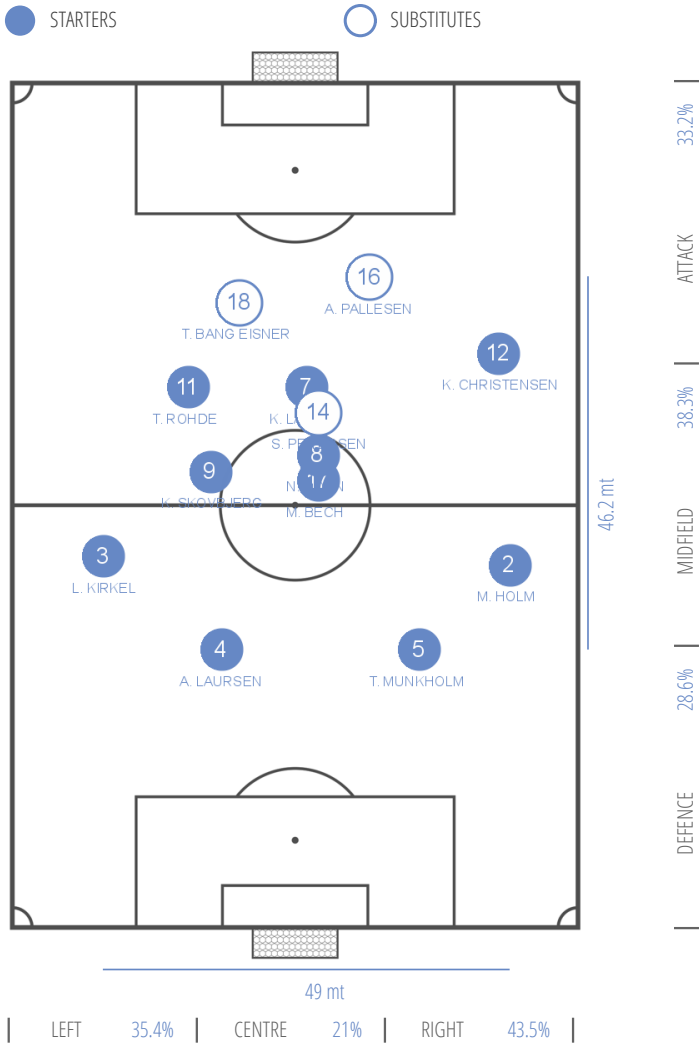
4	DEF	M. Damsbo
6	DEF	J. Hansen
13	DEF	R. Espersen
2	DEF	K. Lehm
8	MID	M. Danielsen
12	MID	O. Danielsen
3	MID	E. Olsen
11	MID	M. Dongsted
7	MID	T. Larsen
10	MID	M. De Claville Bertelsen
14	DEF	M. Ellegaard
17	MID	P. Plougmann
9	MID	N. Risager



4-4-1-1
Used from 0' >> 95'

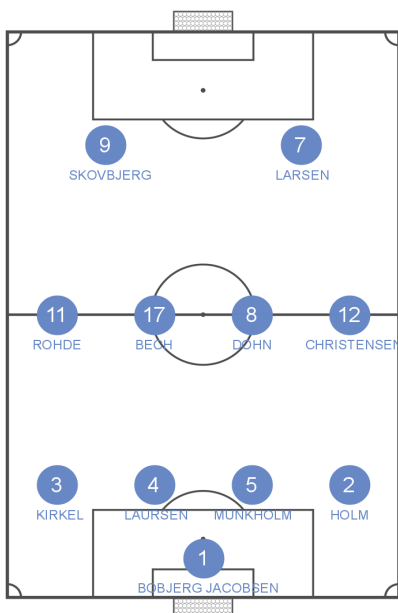
HORSENS U19

AVERAGE POSITIONS

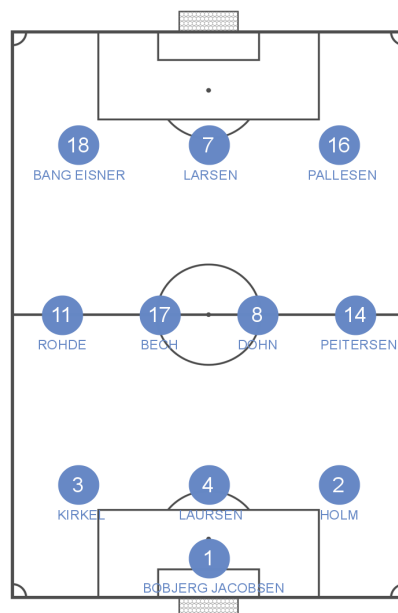


PLAYERS

2	DEF	M. Holm
12	DEF	K. Christensen
17	DEF	M. Bech
4	DEF	A. Laursen
5	DEF	T. Munkholm
3	DEF	L. Kirkel
8	MID	N. Dohn
7	MID	K. Larsen
9	FWD	K. Skovbjerg
11	FWD	T. Rohde
16	MID	A. Pallesen
14	MID	S. Peitersen
18		T. Bang Eisner



4-4-2
Used from 0' >> 68'



3-4-3
Used from 68' >> 95'



NÆSBY U19



HORSENS U19

	1 HALF	2 HALF	TOTAL	1 HALF	2 HALF	TOTAL
GENERALS						
BALL POSSESSION	20 min	17 min	37 min	12 min	18 min	30 min
AVERAGE POSITION	51.5 mt	47.1 mt	49.3 mt	51.9 mt	57.2 mt	54.55 mt
CORNERS	2	1	3	1	0	1
FREE KICK CROSS	1	0	1	0	3	3
FREE KICK SHOT	1	0	1	0	0	0
FOULS	5	4	9	7	6	13
OFFSIDES	0	0	0	1	1	2

CONSTRUCTION						
PASSES (% ACCURATE)	268 (88.1%)	165 (79.4%)	433 (84.8%)	143 (78.3%)	159 (75.5%)	302 (76.8%)
- Final Third Entries (% Accurate)	71 (81.7%)	36 (66.7%)	107 (76.6%)	30 (70%)	53 (77.4%)	83 (74.7%)
- Other (% Accurate)	197 (90.4%)	129 (82.9%)	326 (87.4%)	113 (80.5%)	106 (74.5%)	219 (77.6%)
LONG PASSES (% ACCURATE)	25 (80%)	30 (36.7%)	55 (56.4%)	22 (63.6%)	35 (57.1%)	57 (59.6%)
THROUGH PASSES (% ACCURATE)	4 (25%)	1 (0%)	5 (20%)	1 (0%)	1 (0%)	2 (0%)
COUNTERATTACKS	0	1	1	0	0	0
ACTIONS STARTED BY GOALKEEPER	14	14	28	19	17	36
- Long pass	0	5	5	10	8	18
- LOW	14	9	23	9	9	18
-- % Right	35.7%	22.2%	30.4%	11.1%	33.3%	22.2%
-- % Left	50%	44.4%	47.8%	55.6%	33.3%	44.4%
-- % Center	14.3%	11.1%	13%	22.2%	33.3%	27.8%
-- % Failed	0%	22.2%	8.7%	11.1%	0%	5.6%



NÆSBY U19



HORSENS U19

	1 HALF	2 HALF	TOTAL	1 HALF	2 HALF	TOTAL
ATTACKING PLAY						
OPPORTUNITY (% SUCCESSFUL)	2 (0%)	4 (25%)	6 (16.7%)	2 (0%)	4 (0%)	6 (0%)
SHOTS	5	6	11	3	7	10
Shot from outside of penalty area	2	2	4	1	3	4
Shot from inside of penalty area	3	4	7	2	4	6
ACTIONS FINALIZATION	12	10	22	11	19	30
- Shot from outside of penalty area	2	2	4	1	3	4
- CROSSES	2	0	2	1	4	5
-- From left (%)	0	0	0 (0%)	0	2 (50%)	2 (40%)
-- From right (%)	2 (100%)	0	2 (100%)	1 (100%)	2 (50%)	3 (60%)
- Build-Up play	2	2	4	6	7	13
- Long ball	2	1	3	0	1	1
DEFENSIVE						
SAVES	1	2	3	1	2	3
CLEARANCES	3	4	7	6	7	13
- Low	0	0	0	0	0	0
- High	3	4	7	6	7	13
BALL RECOVERY	28	41	69	44	47	91
- End action	9	16	25	15	22	37
- Real recovery	3	12	15	9	9	18
- Temporary recovery	16	13	29	20	16	36
FINAL THIRD ENTRIES	33	35	68	31	42	73
FOULS NEAR THE BOX	2	0	2	0	0	0

TERRITORIAL COVERAGE



NÆSBY U19

HORSENS U19



● FIRST HALF

○ SECOND HALF

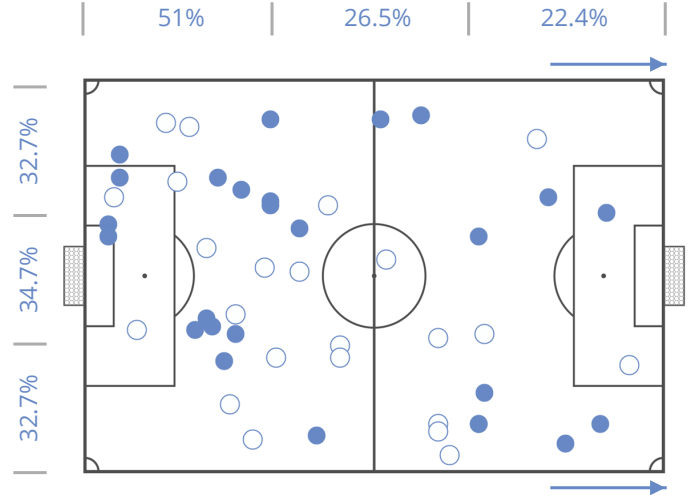
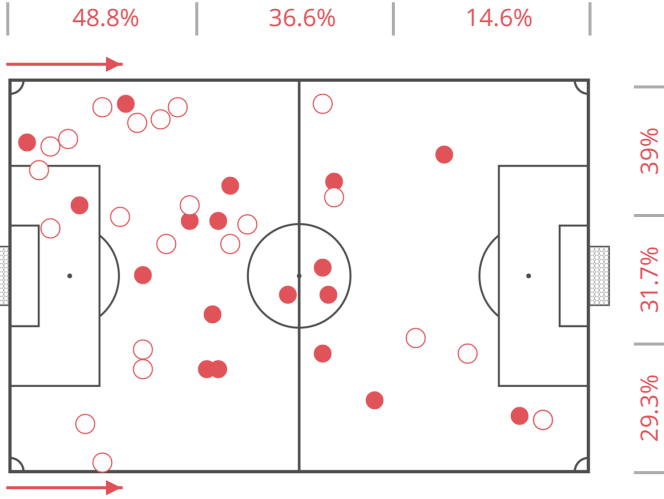
● FIRST HALF

○ SECOND HALF

41

BALL POSSESSION RECOVERY

49



BEST PLAYERS

WORST PLAYERS

K. Lehm (90')	9	E. Olsen (68')	1
J. Hansen (90')	7	P. Plougmann (22')	1
M. Damsbo (90')	6	M. Danielsen (90')	2
O. Danielsen (90')	5	T. Larsen (90')	3
R. Espersen (90')	4	M. De Claville Bertelsen (89') 3	

BEST PLAYERS

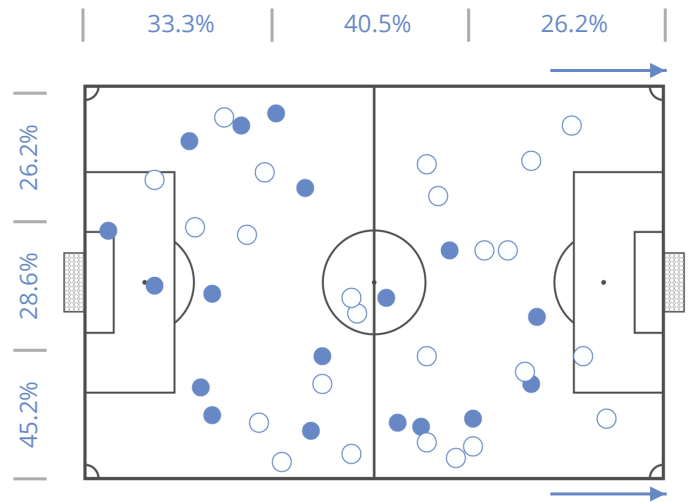
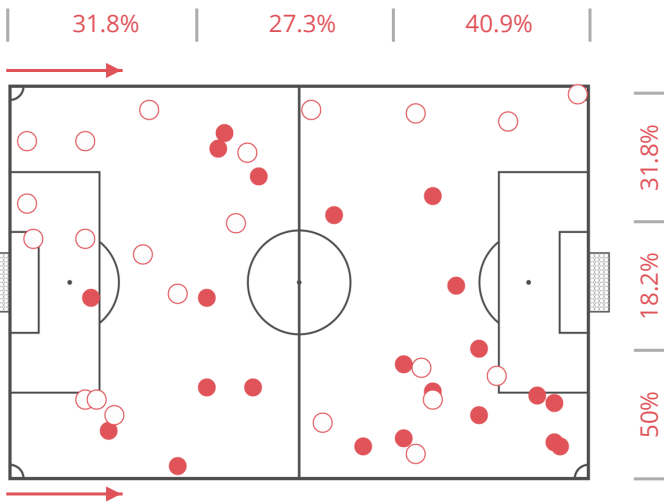
WORST PLAYERS

A. Laursen (90')	7	K. Larsen (90')	1
M. Holm (90')	7	K. Christensen (67')	3
L. Kirkel (90')	6	S. Peitersen (51')	3
N. Dohn (90')	6	M. Bech (90')	5
T. Munkholm (67')	6	T. Rohde (90')	5

44

BALL POSSESSION LOSS

42



BEST PLAYERS

WORST PLAYERS

M. Dongsted (84')	1	R. Espersen (90')	10
M. Ellegaard (6')	1	E. Olsen (68')	6
K. Lehm (90')	3	J. Hansen (90')	5
M. Damsbo (90')	3	M. Danielsen (90')	4
O. Danielsen (90')	3	T. Larsen (90')	4

BEST PLAYERS

WORST PLAYERS

K. Skovbjerg (39')	1	A. Laursen (90')	6
A. Pallesen (23')	1	L. Kirkel (90')	6
T. Bang Eisner (23')	1	M. Bech (90')	6
K. Larsen (90')	2	M. Holm (90')	5
K. Christensen (67')	3	N. Dohn (90')	4

TERRITORIAL COVERAGE



NÆSBY U19

HORSENS U19



● FIRST HALF

○ SECOND HALF

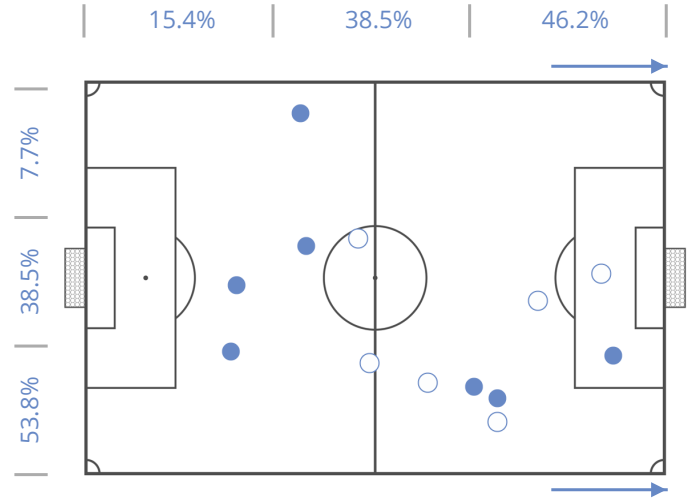
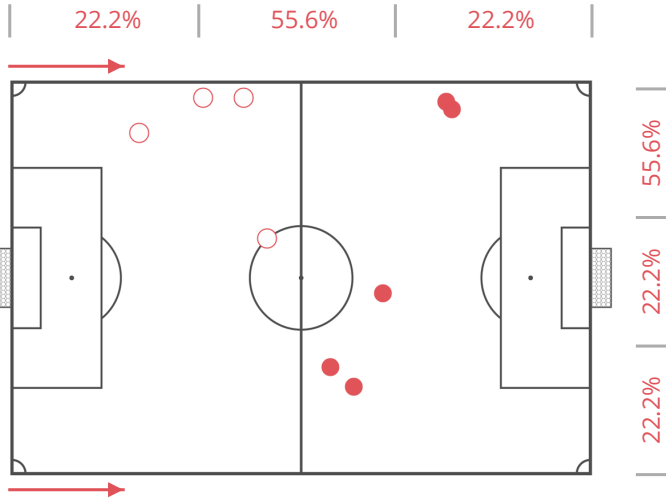
● FIRST HALF

○ SECOND HALF

9

FOULS COMMITTED

13



WORST PLAYERS

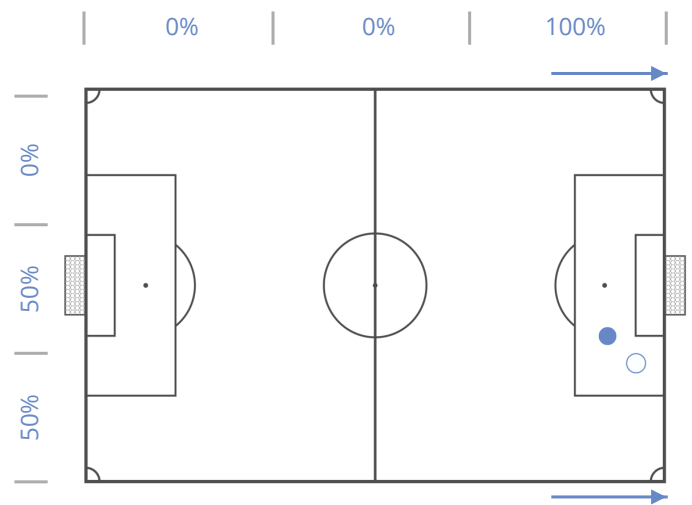
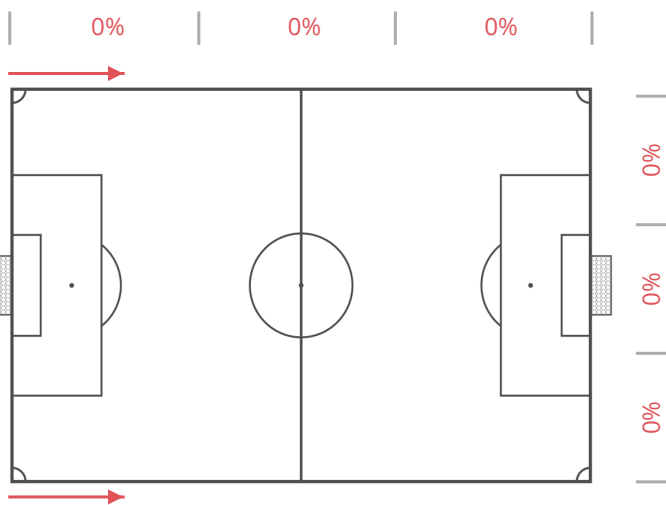
M. Damsbo (90')	2
O. Danielsen (90')	2
M. De Claville Bertelsen (89')	2
M. Danielsen (90')	1
R. Espersen (90')	1

WORST PLAYERS

N. Dohn (90')	5
K. Christensen (67')	3
A. Laursen (90')	1
K. Larsen (90')	1
M. Holm (90')	1

OFFSIDES

2



WORST PLAYERS

M. Bech (90')	1
S. Peitersen (51')	1

TERRITORIAL COVERAGE



NÆSBY U19

HORSENS U19



● FIRST HALF

○ SECOND HALF

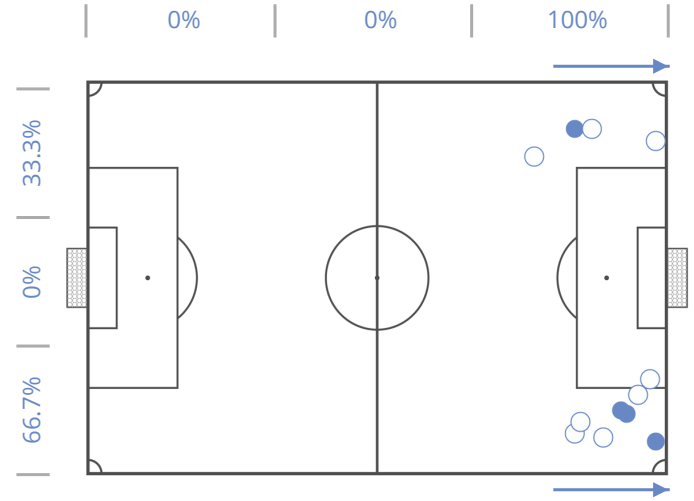
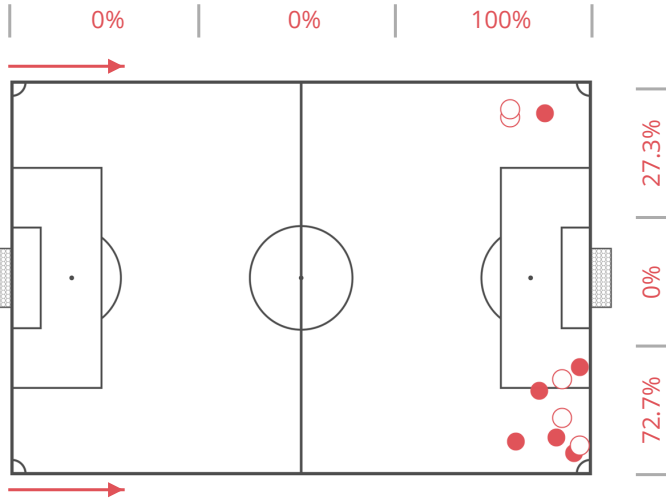
● FIRST HALF

○ SECOND HALF

11

CROSSES

12



BEST PLAYERS

R. Espersen (90')	5
K. Lehm (90')	3
O. Danielsen (90')	1
M. De Claville Bertelsen (89')	1
E. Olsen (68')	1

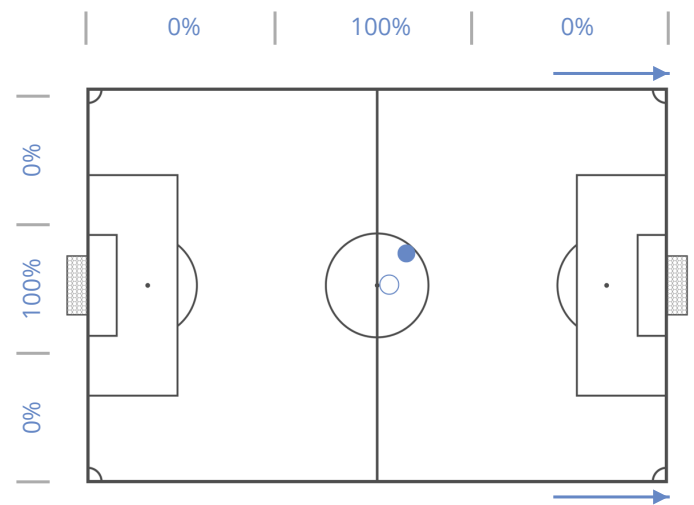
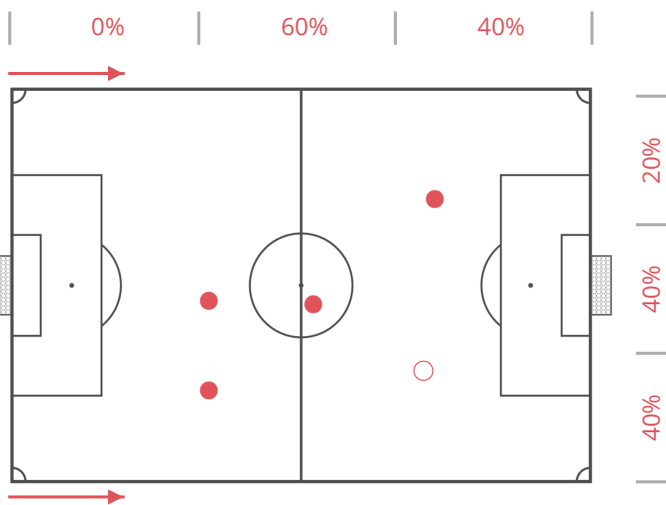
BEST PLAYERS

K. Christensen (67')	4
L. Kirkel (90')	2
A. Pallesen (23')	2
M. Holm (90')	1
N. Dohn (90')	1

5

THROUGH PASSES

2



BEST PLAYERS

M. De Claville Bertelsen (89')	2
M. Damsbo (90')	1
M. Danielsen (90')	1
T. Larsen (90')	1

BEST PLAYERS

S. Peitersen (51')	2
--------------------	---

DUELS

● FIRST HALF

○ SECOND HALF



NÆSBY U19

HORSENS U19



● WON

● NEUT.

● LOST

● WON

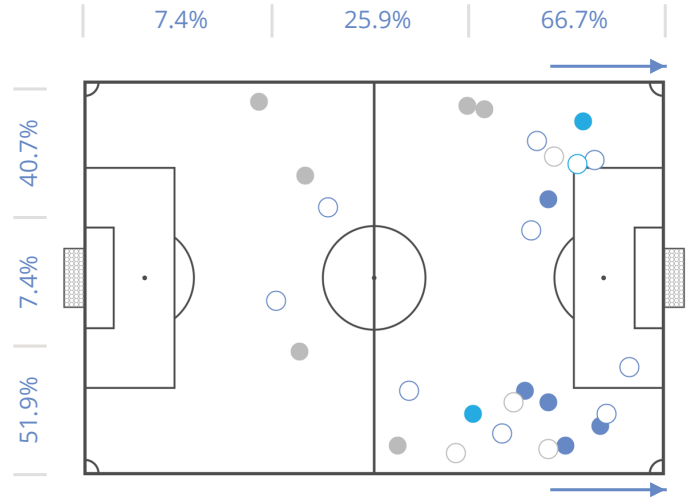
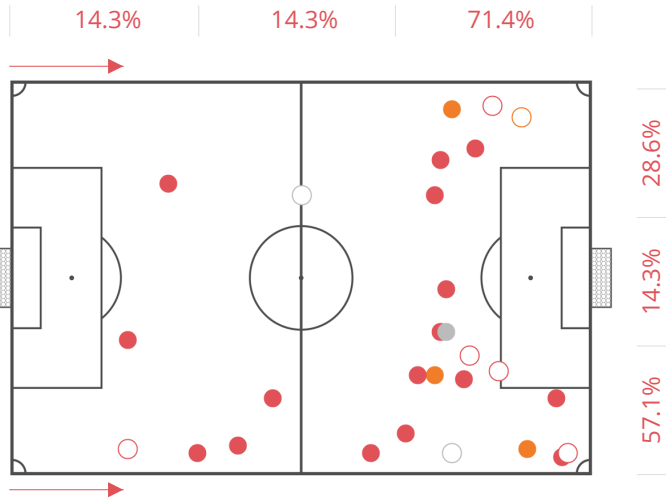
● NEUT.

● LOST

28

1 VS 1 DRIBBLING

27



BEST PLAYERS

DUELS WON NEUT. LOST

T. Larsen (90')	8	6	1	1
R. Espersen (90')	7	7	0	0
M. De Claville Bertelsen (89')	4	3	1	0
M. Dongsted (84')	3	2	0	1
O. Danielsen (90')	2	0	1	1

BEST PLAYERS

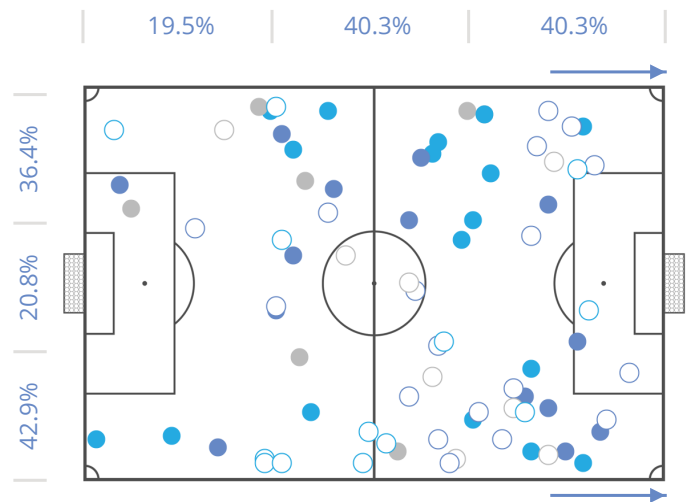
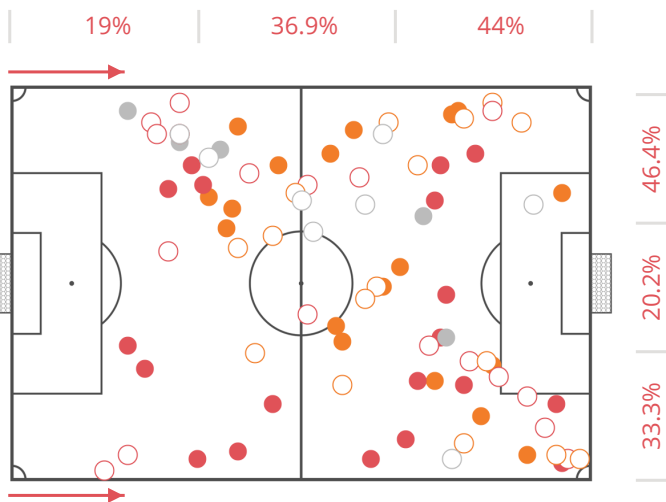
DUELS WON NEUT. LOST

K. Larsen (90')	5	1	0	4
L. Kirkel (90')	5	1	2	2
K. Christensen (67')	4	2	0	2
N. Dohn (90')	3	2	1	0
S. Peitersen (51')	3	2	0	1

91

ATTACKING DUELS

93



BEST PLAYERS

DUELS WON NEUT. LOST

M. De Claville Bertelsen (89')	21	6	9	6
T. Larsen (90')	15	7	6	2
O. Danielsen (90')	12	2	7	3
R. Espersen (90')	9	8	1	0
M. Dongsted (84')	8	3	4	1

BEST PLAYERS

DUELS WON NEUT. LOST

N. Dohn (90')	13	6	4	3
K. Skovbjerg (39')	10	3	7	0
K. Larsen (90')	8	2	2	4
M. Holm (90')	8	2	5	1
K. Christensen (67')	8	3	3	2

DUELS

● FIRST HALF

○ SECOND HALF



NÆSBY U19

HORSENS U19



● WON

○ NEUT.

● LOST

● WON

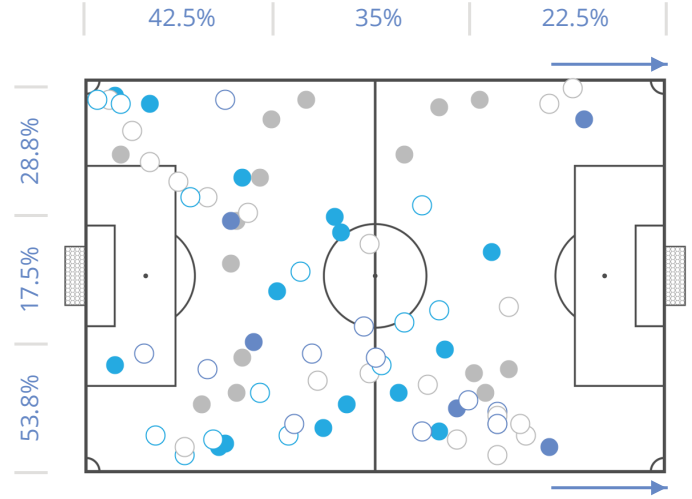
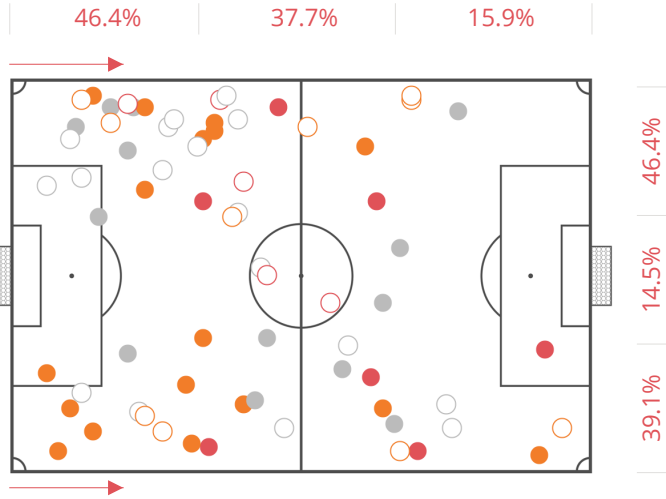
○ NEUT.

● LOST

93

DEFENSIVE DUELS

91



BEST PLAYERS

DUELS WON NEUT. LOST

K. Lehm (90')	12	1	6	5
O. Danielsen (90')	10	4	1	5
M. Damsbo (90')	8	2	3	3
M. De Claville Bertelsen (89')	8	1	3	4
R. Espersen (90')	7	0	5	2

BEST PLAYERS

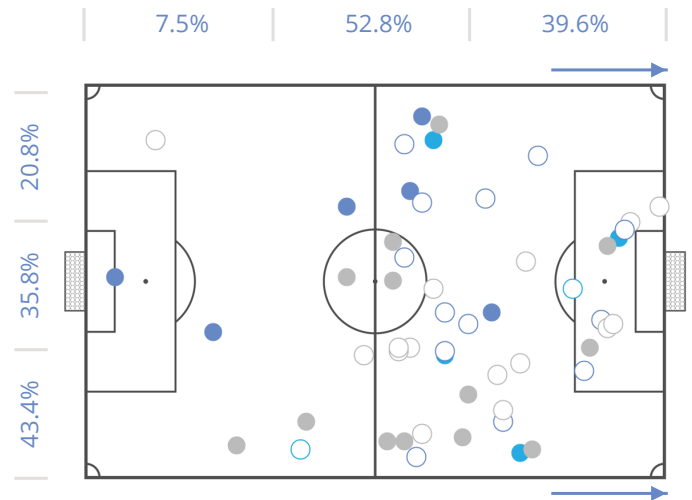
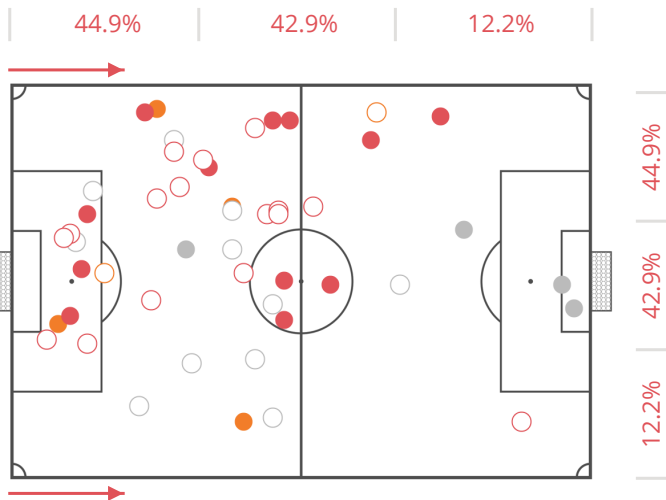
DUELS WON NEUT. LOST

N. Dohn (90')	16	2	9	5
M. Bech (90')	15	5	6	4
M. Holm (90')	12	4	3	5
K. Larsen (90')	6	1	2	3
K. Christensen (67')	6	0	1	5

58

AERIAL DUELS

58



BEST PLAYERS

DUELS WON NEUT. LOST

M. Danielsen (90')	9	4	1	4
J. Hansen (90')	8	5	1	2
O. Danielsen (90')	8	5	1	2
K. Lehm (90')	5	4	0	1
M. Damsbo (90')	5	4	1	0

BEST PLAYERS

DUELS WON NEUT. LOST

N. Dohn (90')	13	5	1	7
M. Bech (90')	11	6	2	3
T. Rohde (90')	7	2	1	4
K. Larsen (90')	5	2	1	2
K. Christensen (67')	4	0	0	4

DUELS GRID

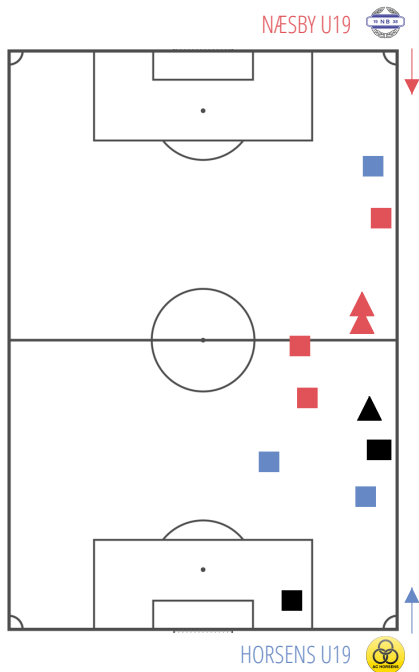
HORSENS U19

NÆSBY U19

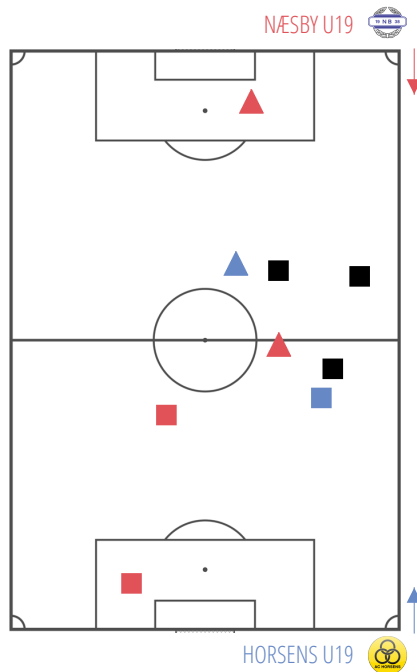
	1. M. Bobjerg Jacobsen	2. M. Holm	12. K. Christensen	17. M. Bech	4. A. Laursen	5. T. Munkholm	3. L. Kirkel	8. N. Dohn	7. K. Larsen	9. K. Skovbjerg	11. T. Rohde	16. A. Pallesen	14. S. Peitersen	18. T. Bang Eisner
1. J. Gadkjær														
4. M. Damsbo				1			1	4	2	3	3			
6. J. Hansen			1	2					6					1
13. R. Espersen	1						3	4	2		3		4	1
2. K. Lehm		1	8	1				3	3		1	1	1	
8. M. Danielsen		1	1	8				8	1	1		1		1
12. O. Danielsen		5	3	7	1		3	9		2			2	
3. E. Olsen			1			1	4	1		1	1			
11. M. Dongsted			1	3	1	3		3						
7. T. Larsen		1	1	2	1		1	5	1	1	2		2	2
10. M. De Claville Bertelsen		12	4	4	1	3	1	3	3				2	
14. M. Ellegaard		1						1	1					
17. P. Plougmann							2	3						
9. N. Risager								1						

● WON BY NÆSBY U19
 ● WON BY HORSENS U19
 ● NEUTRAL DUELS
▲ AIR CHALL.
 GROUND CHALL.
 ○ DRIBBLES

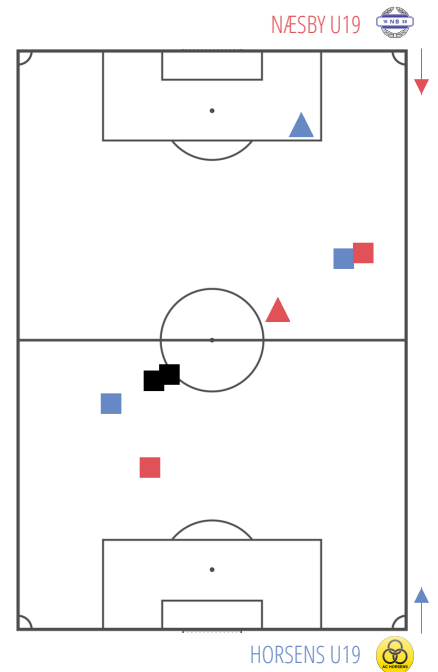
12 M. De Claville Bertelsen
M. Holm



9 O. Danielsen
N. Dohn

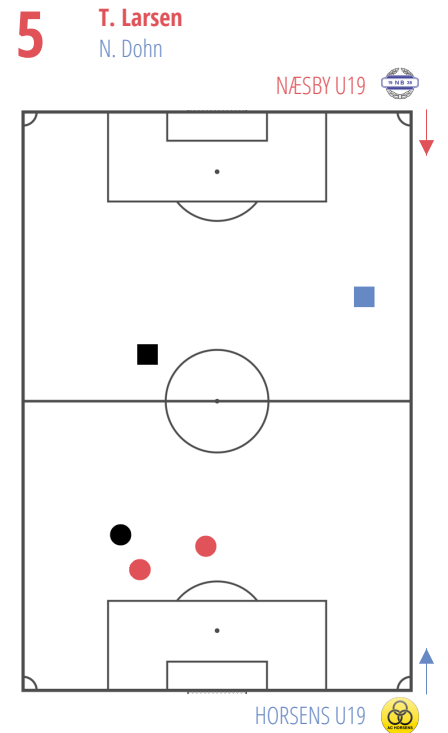
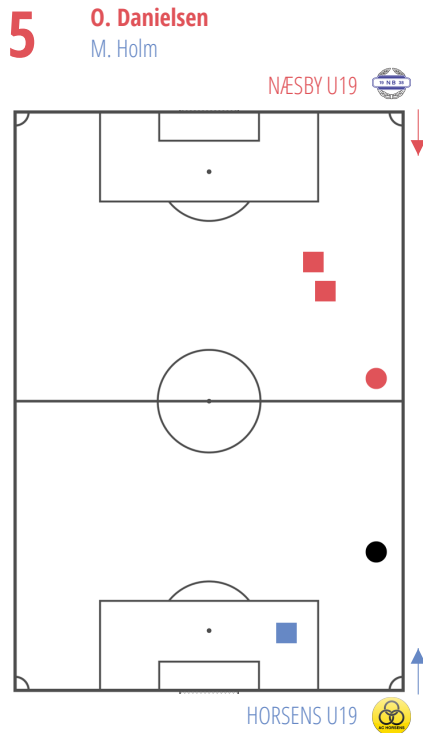
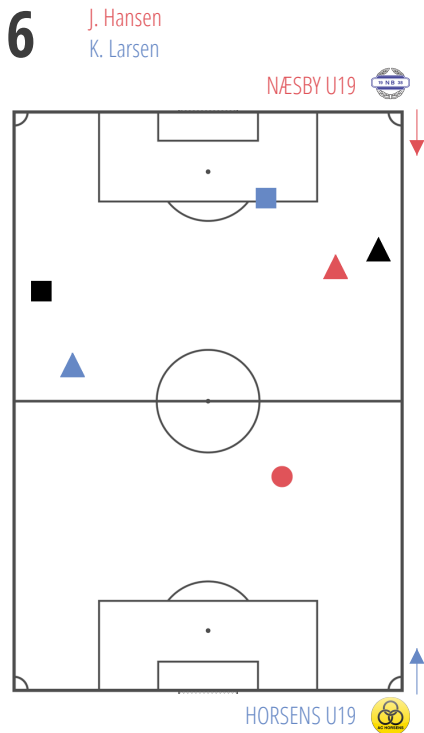
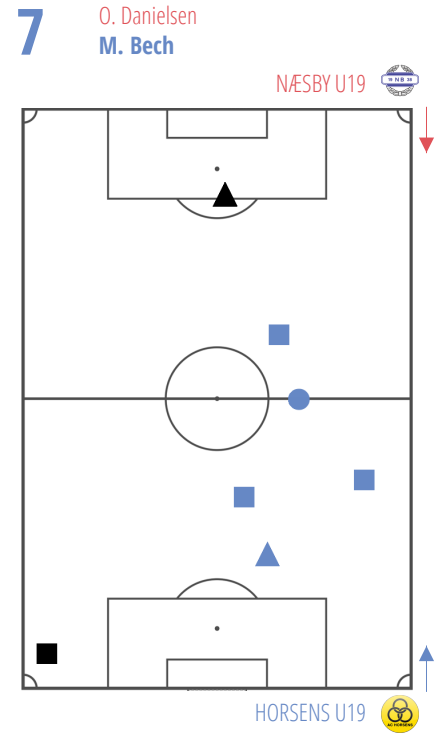
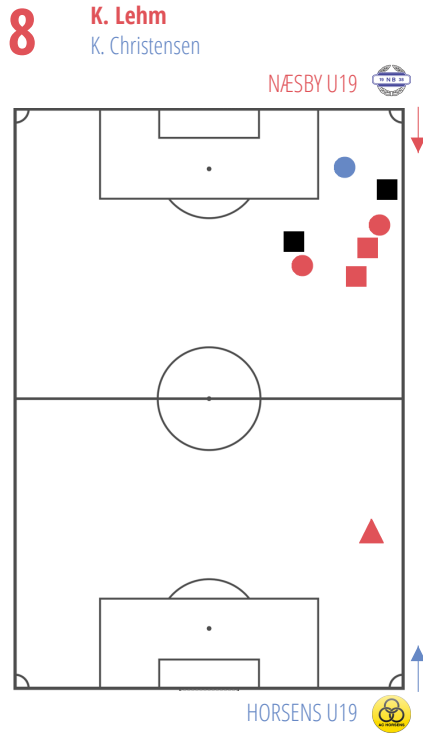
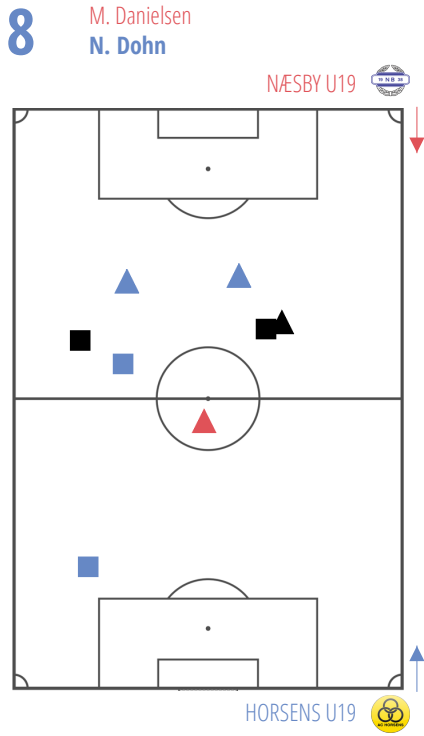


8 M. Danielsen
M. Bech

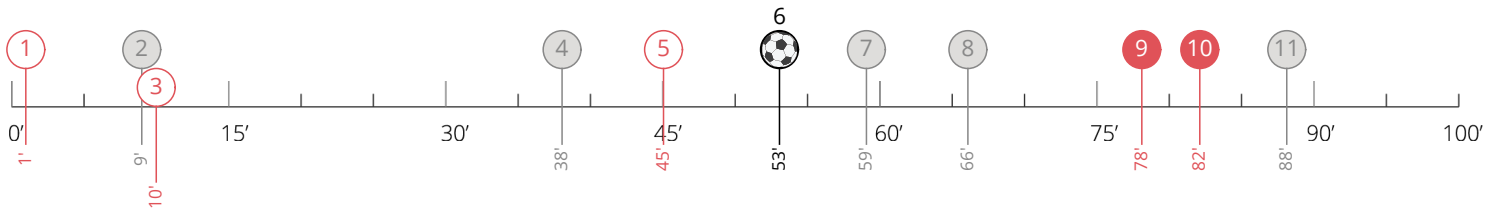


DUELS GRID

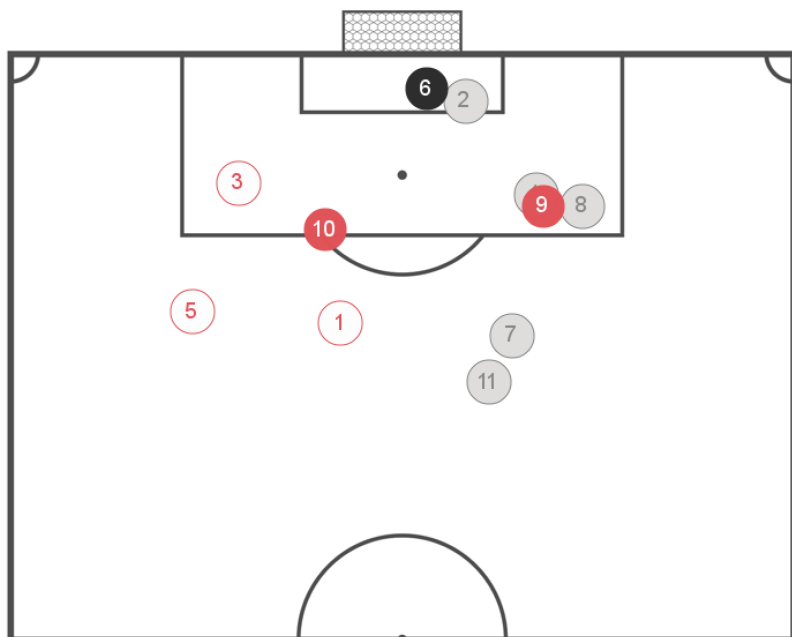
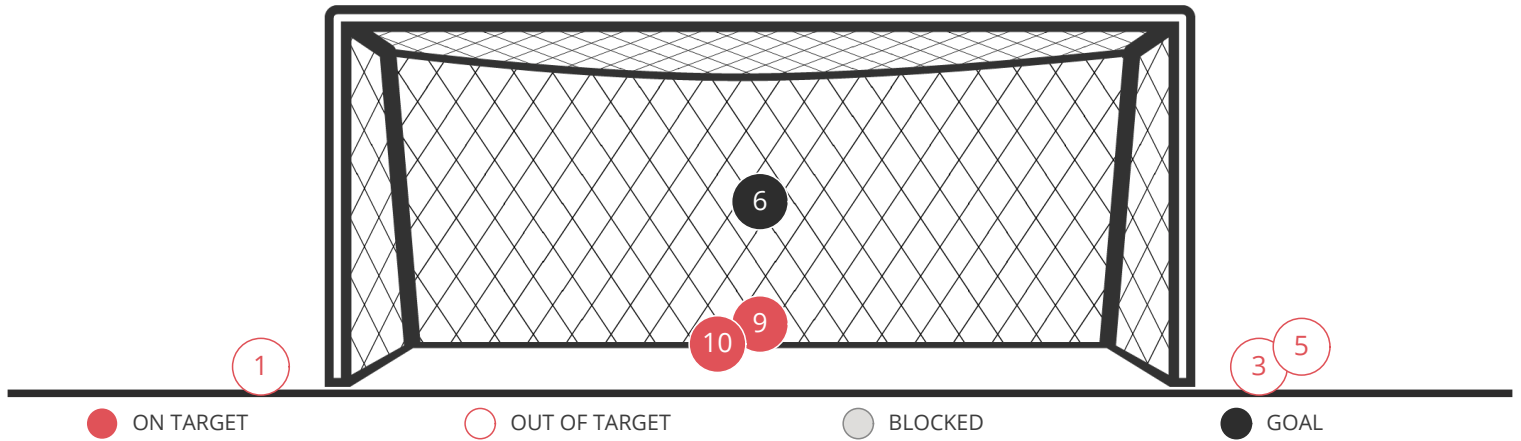
△ AIR CHALL. □ GROUND CHALL. ○ DRIBBLES
● WON BY NÆSBY U19 ● WON BY HORSSENS U19 ● NEUTRAL DUELS



NÆSBY U19: GOALS AND STRIKES



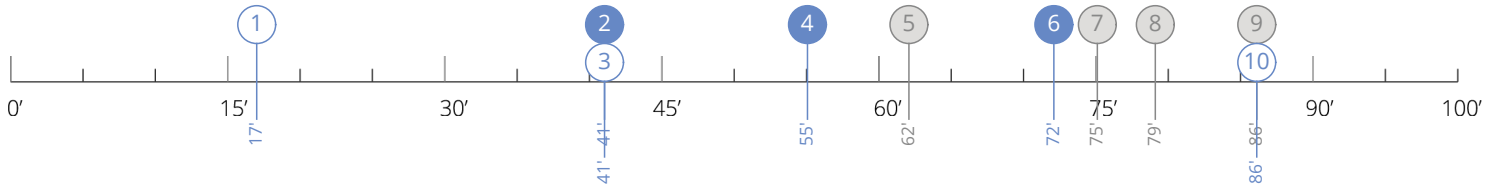
11 SHOTS **3** ON TARGET **5** BLOCKED **1** GOALS



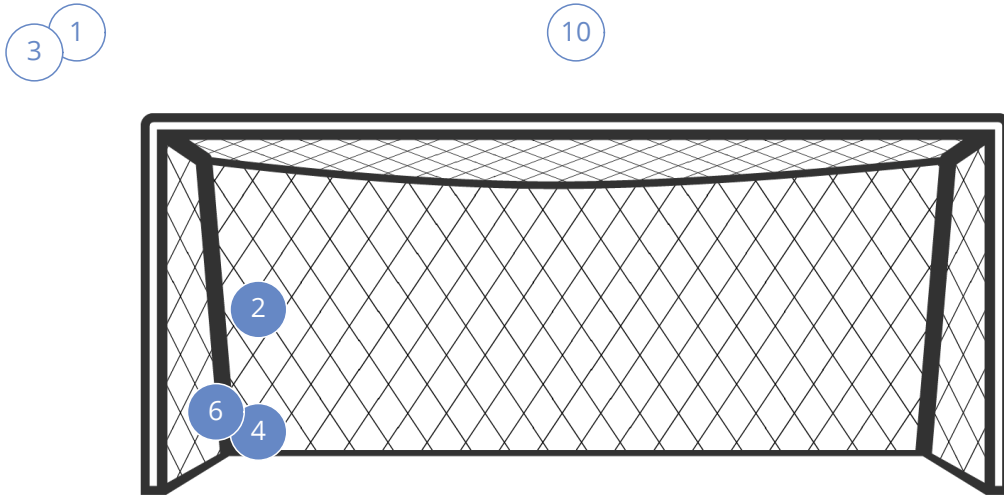
PLAYERS

	PLAYERS	FOOT
1	O. Danielsen	Right
2	M. Dongsted	Right
3	M. De Claville Bertelsen	Left
4	R. Espersen	Right
5	M. De Claville Bertelsen	Right
6	M. Dongsted	Left
7	T. Larsen	Left
8	R. Espersen	Right
9	P. Plougmann	Right
10	M. Dongsted	Left
11	M. De Claville Bertelsen	Right

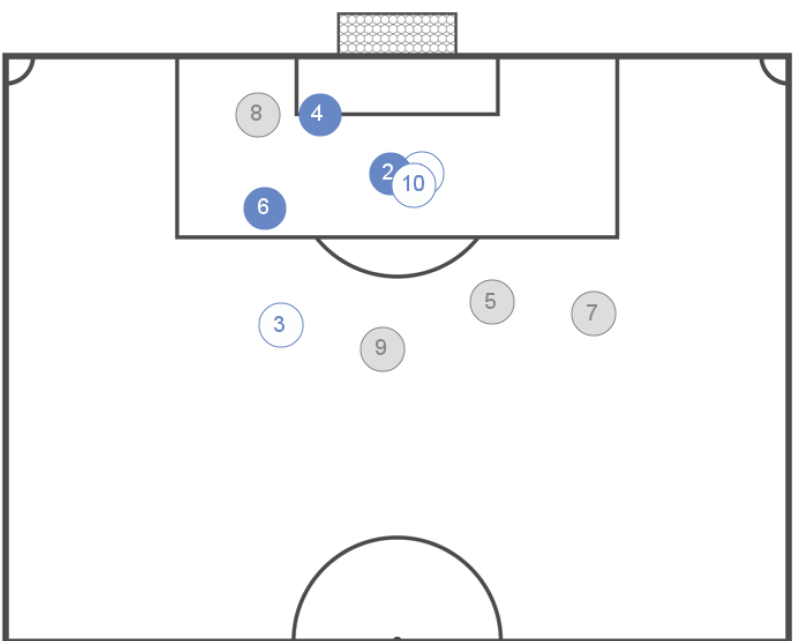
HORSENS U19: GOALS AND STRIKES



10 SHOTS 3 ON TARGET 4 BLOCKED 0 GOALS

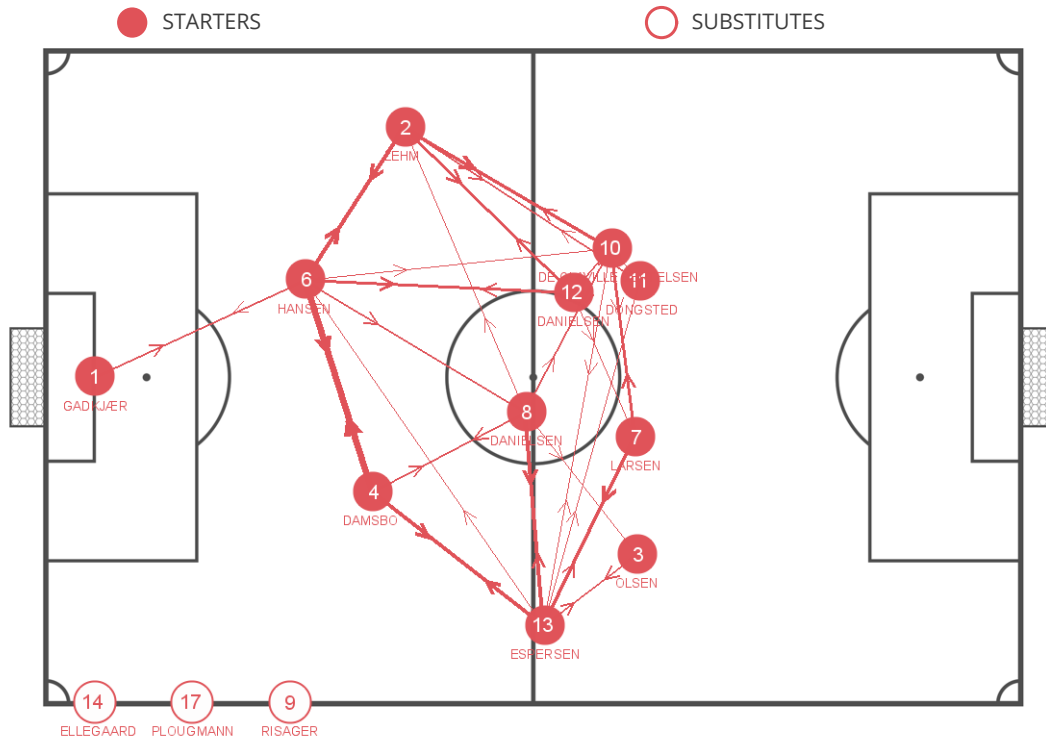


● ON TARGET ○ OUT OF TARGET ● BLOCKED ● GOAL



PLAYERS	FOOT
1 T. Munkholm	Left
2 N. Dohn	Right
3 M. Bech	Left
4 S. Peitersen	Heading
5 N. Dohn	Right
6 K. Larsen	Right
7 K. Larsen	Right
8 A. Pallesen	Right
9 L. Kirkel	Right
10 T. Rohde	Right

NÆSBY U19: PASSES



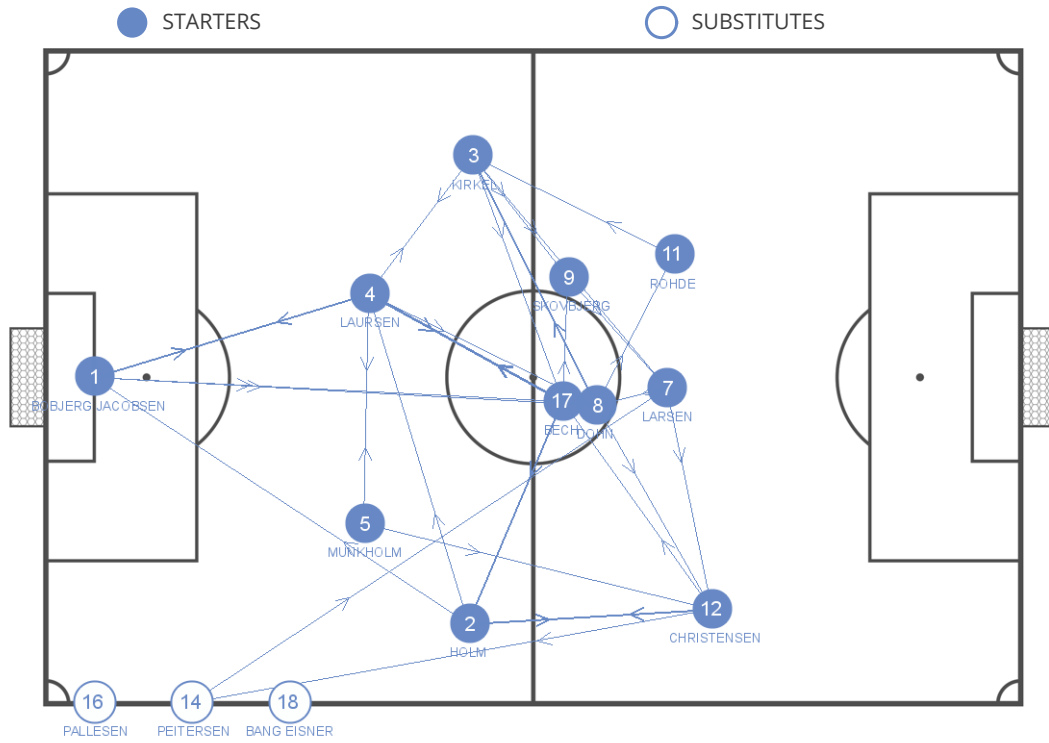
	1. J. Gadkjær	4. M. Damsbo	6. J. Hansen	13. R. Espersen	2. K. Lehm	8. M. Danielsen	12. O. Danielsen	3. E. Olsen	11. M. Dongsted	7. T. Larsen	10. M. De Claville Bertelsen	14. M. Ellegaard	17. P. Plougmann	9. N. Risager
1. J. Gadkjær	3	5	1		1			1 (1)		1	1			
4. M. Damsbo	3	18	10		5	1 (1)	2	2 (1)	1	2 (1)	1			
6. J. Hansen	4	14	1 (1)	13	5	8 (2)	1	2 (1)	1	4 (1)				
13. R. Espersen		10	4		8	1	7 (1)	4	7	4				
2. K. Lehm	1	1 (1)	11		3	8 (1)		5 (2)	3	11 (2)				
8. M. Danielsen	2	5	12 (1)	4 (2)		3	4 (1)	1	3	4 (1)				
12. O. Danielsen	1		5	1	6	2		2	1	4	6	1		
3. E. Olsen				6		2			1 (1)	1				
11. M. Dongsted		1			4	3	3	1		1	2		2	
7. T. Larsen		1	2	10 (2)	3	1	2	1			9 (1)	1	2	
10. M. De Claville Bertelsen		1	2	4 (3)	7	5 (1)	5		4 (1)	4				
14. M. Ellegaard														1 (1)
17. P. Plougmann							1		1	1				
9. N. Risager														

PASSES RECEIVED BY THE PLAYER

PASSES MADE BY THE PLAYER

(*) HIGH PASSES

HORSENS U19: PASSES



	1. M. Bobjerg Jacobsen	2. M. Holm	12. K. Christensen	17. M. Bech	4. A. Laursen	5. T. Munkholm	3. L. Kirkel	8. N. Dohn	7. K. Larsen	9. K. Skovbjerg	11. T. Rohde	16. A. Pallesen	14. S. Peitersen	18. T. Bang Eisner
1. M. Bobjerg Jacobsen	4	1	4 (2)	5	2	3 (3)	1		2 (2)					
2. M. Holm	4	6 (1)	3	2	1	1	2 (1)	1 (1)	1 (1)					
12. K. Christensen	5	4	1	1	1	1			3					
17. M. Bech	1	6	2 (1)	9	1	1	2	2	4 (1)	2	1			
4. A. Laursen	5	1	1 (1)	7 (1)	4	4 (1)	4 (1)	1 (1)		1			1	
5. T. Munkholm	1	2	3 (2)	2 (1)	3	1	2	1		1 (1)				
3. L. Kirkel	1	1	1	3	3	1	4 (3)	4 (1)	2					
8. N. Dohn	1	1	3 (1)	4	1	1	5	1	3 (2)	1 (1)	1		1 (1)	1
7. K. Larsen	1	3	2	1	1	1	3 (1)	1	3 (2)	1	1	1		1
9. K. Skovbjerg	2	1	2	1	1	1	1	3 (2)	1	2				
11. T. Rohde	1	1	1	2	4 (1)	2	2		2				1	
16. A. Pallesen									1				1 (1)	1
14. S. Peitersen		1 (1)	2	2	1	3							1	1
18. T. Bang Eisner								2 (1)						1

PASSES RECEIVED BY THE PLAYER

PASSES MADE BY THE PLAYER

(*) HIGH PASSES

NÆSBY U19: PLAYER EVENTS

		MINUTES PLAYED	GOALS / GOALS ON PENALTY	ASSISTS	TOUCHES	SHOTS / ON TARGET	FOULS COMM. / CONCEDED	YELLOW CARDS / RED CARDS	OFFSIDES	FREE K. SHOTS / ON TARGET	FREE K. CROSS / ACCURATE	CORNERS / ACCURATE	THROW INS / ACCURATE
1	J. Gadkjær	90	0/0	0	17	0/0	0/0	0/0	0	0/0	0/0	0/0	0/0
4	M. Damsbo	90	0/0	0	59	0/0	2/1	1/0	0	0/0	0/0	0/0	0/0
6	J. Hansen	90	0/0	0	69	0/0	0/0	0/0	0	0/0	0/0	0/0	0/0
13	R. Espersen	90	0/0	0	63	2/0	1/1	0/0	0	0/0	0/0	0/0	9/9
2	K. Lehm	90	0/0	0	57	0/0	0/4	0/0	0	0/0	0/0	0/0	10/9
8	M. Danielsen	90	0/0	0	46	0/0	1/1	0/0	0	0/0	0/0	0/0	0/0
12	O. Danielsen	90	0/0	0	37	1/0	2/1	0/0	0	0/0	0/0	0/0	0/0
3	E. Olsen	68	0/0	0	23	0/0	0/0	0/0	0	0/0	0/0	0/0	0/0
11	M. Dongsted	84	1/0	0	18	3/2	1/1	0/0	0	0/0	0/0	0/0	0/0
7	T. Larsen	90	0/0	0	38	1/0	0/2	0/0	0	0/0	1/0	3/3	1/1
10	M. De Claville Bertelsen	89	0/0	0	47	3/0	2/1	0/0	0	1/1	0/0	0/0	0/0
14	M. Ellegaard	6	0/0	0	2	0/0	0/0	0/0	0	0/0	0/0	0/0	0/0
17	P. Plougmann	22	0/0	0	3	1/1	0/1	0/0	0	0/0	0/0	0/0	0/0
9	N. Risager	1	0/0	0	1	0/0	0/0	0/0	0	0/0	0/0	0/0	0/0

		DUELS / WON	GROUND CHALL. / WON	AIR CHALL. / WON	ATTACKING CHALL.	DEFENDING CHALL.	DRIBBLES	TACKLES	DEFENDING 1V1	RECOVERED IN OPP. HALF	LOSSES IN OPP. HALF
1	J. Gadkjær	0/0	0/0	0/0	0	0	0	0	0	0	0
4	M. Damsbo	16/8	11/4	5/4	1	8	1	0	3	1	0
6	J. Hansen	13/7	5/2	8/5	1	4	0	0	1	1	0
13	R. Espersen	23/12	18/10	5/2	9	7	7	0	2	3	6
2	K. Lehm	22/9	17/5	5/4	5	12	1	0	7	1	1
8	M. Danielsen	26/9	17/5	9/4	6	6	0	4	2	1	0
12	O. Danielsen	34/13	26/8	8/5	12	10	2	0	2	3	2
3	E. Olsen	11/2	10/2	1/0	3	4	2	2	1	0	5
11	M. Dongsted	12/4	11/3	1/1	8	1	3	0	0	0	1
7	T. Larsen	25/9	24/9	1/0	15	5	8	0	3	2	3
10	M. De Claville Bertelsen	36/10	31/7	5/3	21	8	4	0	2	1	3
14	M. Ellegaard	3/0	3/0	0/0	1	1	0	1	0	0	1
17	P. Plougmann	7/4	7/4	0/0	2	3	0	0	0	0	0
9	N. Risager	1/0	0/0	1/0	0	0	0	0	0	0	0

		PASSES / ACCURATE	% ACCURATE	LONG PASSES / ACCURATE	THROUGH PASSES / ACCURATE	IN THE BOX / ACCURATE	CROSSES / ACCURATE	CROSS FROM BYLINE	CROSS HIGH	CROSS LOW	CROSS BLOCKED
1	J. Gadkjær	16/13	82	4/1	0/0	0/0	0/0	0	0	0	0
4	M. Damsbo	51/45	89	6/3	1/0	0/0	0/0	0	0	0	0
6	J. Hansen	61/53	87	11/5	0/0	0/0	0/0	0	0	0	0
13	R. Espersen	56/46	83	4/1	0/0	2/0	5/2	4	2	3	0
2	K. Lehm	52/43	83	11/6	0/0	0/0	3/0	1	2	1	0
8	M. Danielsen	43/38	89	5/5	1/0	0/0	0/0	0	0	0	0
12	O. Danielsen	36/30	84	0/0	0/0	1/0	1/0	1	0	0	1
3	E. Olsen	16/11	69	1/1	0/0	1/0	1/0	1	0	0	1
11	M. Dongsted	18/17	95	0/0	0/0	0/0	0/0	0	0	0	0
7	T. Larsen	36/32	89	5/3	1/1	1/1	0/0	0	0	0	0
10	M. De Claville Bertelsen	42/34	81	7/5	2/0	1/1	1/0	1	1	0	0
14	M. Ellegaard	2/1	50	1/1	0/0	0/0	0/0	0	0	0	0
17	P. Plougmann	3/3	100	0/0	0/0	0/0	0/0	0	0	0	0
9	N. Risager	1/1	100	0/0	0/0	0/0	0/0	0	0	0	0

HORSENS U19: PLAYER EVENTS

		MINUTES PLAYED	GOALS / GOALS ON PENALTY	ASSISTS	TOUCHES	SHOTS / ON TARGET	FOULS COMM. / CONCEDED	YELLOW CARDS / RED CARDS	OFFSIDES	FREE K. SHOTS / ON TARGET	FREE K. CROSS / ACCURATE	CORNERS / ACCURATE	THROW INS / ACCURATE
1	M. Bobjerg Jacobsen	90	0/0	0	23	0/0	0/0	0/0	0	0/0	0/0	0/0	0/0
2	M. Holm	90	0/0	0	32	0/0	1/2	0/0	0	0/0	0/0	0/0	16/15
12	K. Christensen	67	0/0	0	24	0/0	3/1	1/0	0	0/0	0/0	0/0	0/0
17	M. Bech	90	0/0	0	44	1/0	0/2	0/0	1	0/0	0/0	0/0	5/5
4	A. Laursen	90	0/0	0	41	0/0	1/0	0/0	0	0/0	0/0	0/0	0/0
5	T. Munkholm	67	0/0	0	26	1/0	1/0	0/0	0	0/0	0/0	0/0	1/1
3	L. Kirkel	90	0/0	0	33	1/0	0/0	0/0	0	0/0	0/0	0/0	13/12
8	N. Dohn	90	0/0	0	28	2/1	5/2	1/0	0	0/0	0/0	0/0	1/1
7	K. Larsen	90	0/0	0	19	2/1	1/0	0/0	0	0/0	3/3	1/1	1/1
9	K. Skovbjerg	39	0/0	0	12	0/0	0/1	1/0	0	0/0	0/0	0/0	0/0
11	T. Rohde	90	0/0	0	22	1/0	1/0	0/0	0	0/0	0/0	0/0	0/0
16	A. Pallesen	23	0/0	0	5	1/0	0/0	0/0	0	0/0	0/0	0/0	0/0
14	S. Peitersen	51	0/0	0	15	1/1	0/1	0/0	1	0/0	0/0	0/0	1/1
18	T. Bang Eisner	23	0/0	0	6	0/0	0/0	0/0	0	0/0	0/0	0/0	0/0

		DUELS / WON	GROUND CHALL. / WON	AIR CHALL. / WON	ATTACKING CHALL.	DEFENDING CHALL.	DRIBBLES	TACKLES	DEFENDING 1V1	RECOVERED IN OPP. HALF	LOSSES IN OPP. HALF
1	M. Bobjerg Jacobsen	1/1	0/0	1/1	0	0	0	0	0	0	1
2	M. Holm	26/8	23/8	3/0	8	12	2	0	3	2	1
12	K. Christensen	21/4	17/4	4/0	8	6	4	0	2	2	3
17	M. Bech	36/18	25/12	11/6	5	15	1	0	3	3	2
4	A. Laursen	6/1	6/1	0/0	2	4	1	0	1	0	2
5	T. Munkholm	10/3	8/2	2/1	2	6	1	0	2	1	1
3	L. Kirkel	19/4	18/4	1/0	7	5	5	0	3	3	2
8	N. Dohn	50/17	37/12	13/5	13	16	3	0	4	3	3
7	K. Larsen	22/5	17/3	5/2	8	6	5	0	3	0	0
9	K. Skovbjerg	11/3	10/3	1/0	10	0	0	0	0	0	1
11	T. Rohde	18/6	11/4	7/2	4	4	1	2	3	3	3
16	A. Pallesen	3/2	0/0	3/2	0	0	0	0	0	0	1
14	S. Peitersen	13/6	12/6	1/0	7	4	3	1	2	1	0
18	T. Bang Eisner	8/5	6/4	2/1	3	2	1	0	1	0	1

		PASSES / ACCURATE	% ACCURATE	LONG PASSES / ACCURATE	THROUGH PASSES / ACCURATE	IN THE BOX / ACCURATE	CROSSES / ACCURATE	CROSS FROM BYLINE	CROSS HIGH	CROSS LOW	CROSS BLOCKED
1	M. Bobjerg Jacobsen	22/18	82	11/7	0/0	0/0	0/0	0	0	0	0
2	M. Holm	31/23	75	7/4	0/0	0/0	1/0	1	0	1	0
12	K. Christensen	22/16	73	0/0	0/0	0/0	4/2	3	3	1	0
17	M. Bech	40/32	80	4/2	0/0	0/0	0/0	0	0	0	0
4	A. Laursen	37/29	79	11/5	0/0	0/0	0/0	0	0	0	0
5	T. Munkholm	25/14	56	6/3	0/0	0/0	0/0	0	0	0	0
3	L. Kirkel	27/22	82	4/4	0/0	0/0	2/1	1	2	0	0
8	N. Dohn	28/20	72	5/3	0/0	0/0	1/0	0	1	0	0
7	K. Larsen	16/13	82	1/0	0/0	3/3	0/0	0	0	0	0
9	K. Skovbjerg	11/11	100	2/2	0/0	0/0	0/0	0	0	0	0
11	T. Rohde	19/15	79	2/1	0/0	3/1	1/0	1	0	1	0
16	A. Pallesen	5/3	60	1/0	0/0	0/0	2/2	0	2	0	0
14	S. Peitersen	14/11	79	2/2	2/0	0/0	1/0	0	1	0	0
18	T. Bang Eisner	5/5	100	1/1	0/0	0/0	0/0	0	0	0	0

MATCH REPORT GUIDE

SECTION 1

AVERAGE POSITIONS

Players position is calculated on an average detected point which takes into consideration every kind of action, including those with no ball possession.

White-filled circles are substitutes indicators.

SECTION 2

GENERALS**Average position**

It shows the barycentre of the team, considering the average place of its actions.

CONSTRUCTION**Actions started by goalkeeper**

It considers all the actions started by the goalkeeper. It will be considered as a single one even if inside the same action he is involved more than once before the ball crosses the halfway line.

Long pass

Number of throws beyond the halfway line.

Low

Number of throws to a fellow teammate inside his half of the field.

Right

Number of actions crossing the halfway line in the right side.

Left

Number of actions crossing the halfway line in the left side.

Center

Number of actions crossing the halfway line in the central area.

Failed

Number of actions stopped before crossing the halfway line.

ATTACKING PLAY**Actions finalization**

It shows team offensive dangerousness and the way it is carried out.

Shot from outside of penalty area

Number of team shots from outside the penalty area.

Crosses

It shows how many finalizations are completed straight after a cross from the flanks.

Build-Up play

It shows how many finalizations are completed straight after a build-up play.

Long ball

It shows how many finalizations are completed straight after a long ball.

DEFENSIVE**Final Third Entries**

Number of times the opponent team plays the ball between the halfway line and the penalty area.

Fouls near the box

Number of fouls committed by the team nearby its penalty areas

SECTION 3

TERRITORIAL COVERAGE**Ball possession recovery**

It only takes into consideration the actual number of ball possession recoveries, even if temporary. Recoveries caused by opponents mistakes are not considered (i.e. ball kicked out of the pitch by the opponent).

SECTION 4

DUELS**Attacking duels**

Number of duels carried out when the team has ball possession.

Defensive duels

Number of duels carried out when the opponent team has ball possession.

SECTION 7

PASSES

Players position is calculated on an average detected point based on the position occupied, considering every kind of action, including those with no ball possession.

Lines connecting players show the number of passes. The thicker is the line, the higher is the number of passes between each other.