

10/09/2016  
U19 DIVISION 2016/2017



NÆSBY U19

Coach :



SØNDERJYSKE U19

Coach :

3 - 1



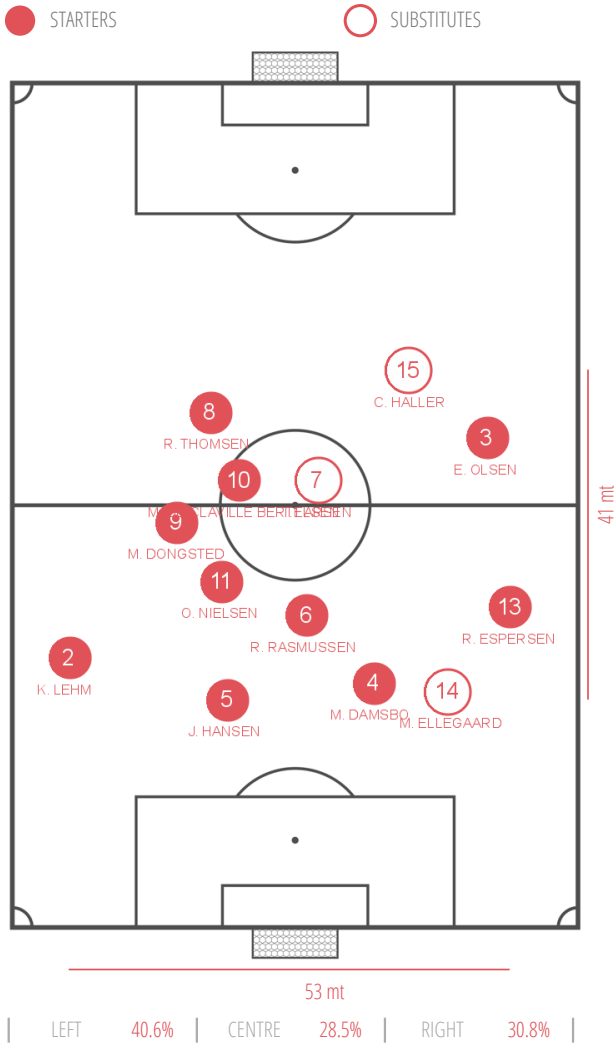
1	GKP	E. Larsen (')				1	GKP	N. Laursen (')		
13	DEF	R. Espersen ('99)	62' ←	37' █		3	DEF	J. Jordosen ('99)	85' ←	
6	DEF	R. Rasmussen ('98)		69' █	50' ⚽	15	DEF	O. Pedersen ('99)		
5	DEF	J. Hansen ('98)				14	DEF	A. Hersbøll ('99)		
4	DEF	M. Damsbo ('98)				2	DEF	E. Nissen ('97)	51' ⚽	
2	DEF	K. Lehm ('98)				6	MID	J. Waag Högnesen ('98)	92' █	
9	MID	M. Dongsted ('99)	60' ←			24	MID	R. Hjorth Vinderslev ('87)	87' ←	85' ⚽
3	MID	E. Olsen ('99)	51' ←			19	MID	S. Nygård ('98)	60' ←	
10	MID	M. De Claville Bertelse			5' ⚽	8	MID	V. Thawng Ni Dum ('98)		
11	MID	O. Nielsen ('99)				10	FWD	F. Warming Lundbek ('98)		
8	FWD	R. Thomsen ('98)				17	FWD	M. Olesen ('99)		

SUBSTITUTES

14	DEF	M. Ellegaard ('99)	62' →			16	MID	S. Høyer ('99)	87' →	
15	MID	C. Haller ('98)	60' →			9	MID	E. Karabek ('98)	85' →	
7	MID	T. Larsen ('98)	51' →			11	FWD	P. Christiansen ('99)	60' →	

NÆSBY U19

AVERAGE POSITIONS



PLAYERS

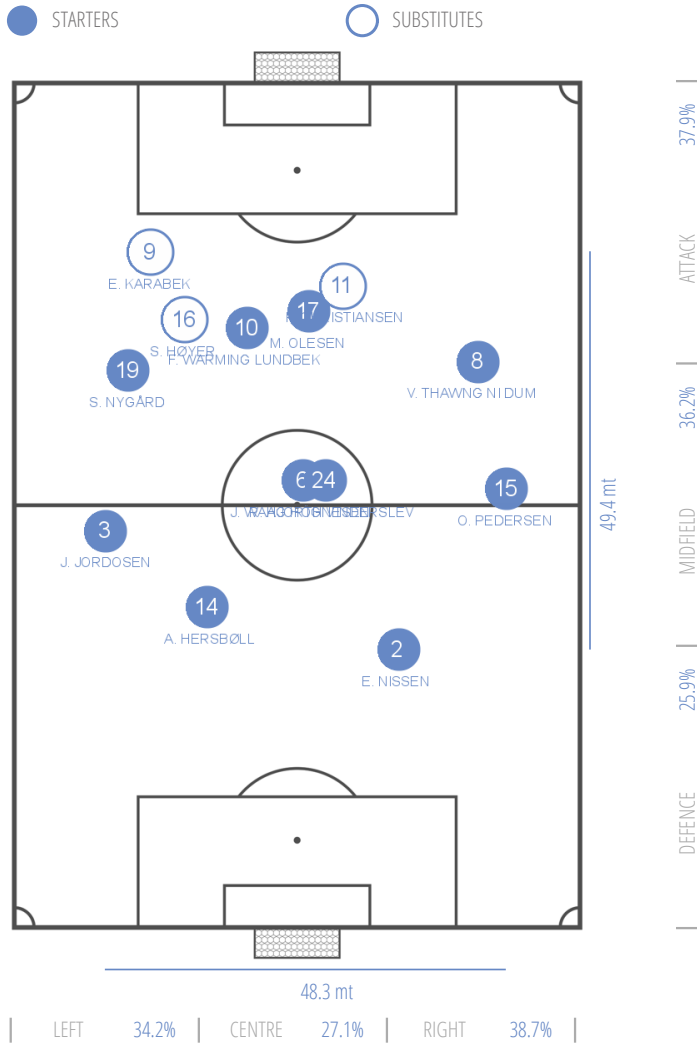
13	DEF	R. Espersen
6	DEF	R. Rasmussen
5	DEF	J. Hansen
4	DEF	M. Damsbo
2	DEF	K. Lehm
9	MID	M. Dongsted
3	MID	E. Olsen
10	MID	M. De Claville Bertelsen
11	MID	O. Nielsen
8	FWD	R. Thomsen
14	DEF	M. Ellegaard
15	MID	C. Haller
7	MID	T. Larsen



4-1-4-1  
Used from 0' >> 92'

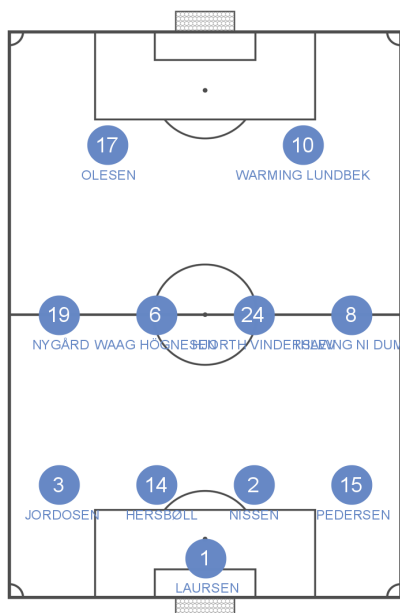
SØNDERJYSKE U19

AVERAGE POSITIONS

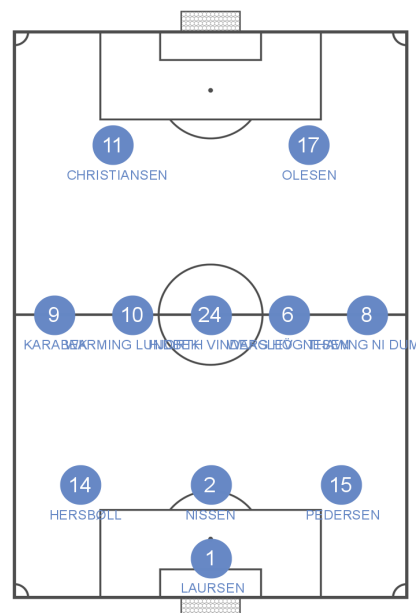


PLAYERS

3	DEF	J. Jordosen
15	DEF	O. Pedersen
14	DEF	A. Hersbøll
2	DEF	E. Nissen
6	MID	J. Waag Högnesen
24	MID	R. Hjorth Vinderslev
19	MID	S. Nygård
8	MID	V. Thawng Ni Dum
10	FWD	F. Warming Lundbek
17	FWD	M. Olesen
16	MID	S. Høyer
9	MID	E. Karabek
11	FWD	P. Christiansen



4-4-2  
Used from 0' >> 86'



3-5-2  
Used from 86' >> 92'



NÆSBY U19



SØNDERJYSKE U19

	1 HALF	2 HALF	TOTAL	1 HALF	2 HALF	TOTAL
<b>GENERALS</b>						
BALL POSSESSION	15 min	15 min	30 min	15 min	18 min	33 min
AVERAGE POSITION	44.4 mt	39.9 mt	42.15 mt	55.6 mt	61.5 mt	58.55 mt
CORNERS	1	2	3	6	2	8
FREE KICK CROSS	0	1	1	2	2	4
FREE KICK SHOT	0	0	0	0	0	0
FOULS	4	7	11	6	6	12
OFFSIDES	3	1	4	2	1	3

<b>CONSTRUCTION</b>						
PASSES (% ACCURATE)	178 (80.3%)	136 (75.7%)	314 (78.3%)	207 (82.1%)	198 (82.3%)	405 (82.2%)
- Final Third Entries (% Accurate)	26 (53.8%)	16 (43.8%)	42 (50%)	45 (68.9%)	50 (70%)	95 (69.5%)
- Other (% Accurate)	152 (84.9%)	120 (80%)	272 (82.7%)	162 (85.8%)	148 (86.5%)	310 (86.1%)
LONG PASSES (% ACCURATE)	20 (45%)	18 (50%)	38 (47.4%)	19 (42.1%)	28 (71.4%)	47 (59.6%)
THROUGH PASSES (% ACCURATE)	3 (100%)	6 (16.7%)	9 (44.4%)	(0%)	1 (0%)	1 (0%)
COUNTERATTACKS	0	0	0	0	0	0
ACTIONS STARTED BY GOALKEEPER	13	10	23	11	21	32
- Long pass	2	5	7	3	4	7
- LOW	11	5	16	8	16	24
-- % Right	9.1%	0%	6.3%	37.5%	18.8%	25%
-- % Left	63.6%	20%	50%	37.5%	50%	45.8%
-- % Center	18.2%	0%	12.5%	25%	25%	25%
-- % Failed	9.1%	80%	31.3%	0%	6.3%	4.2%



NÆSBY U19



SØNDERJYSKE U19

	1 HALF	2 HALF	TOTAL	1 HALF	2 HALF	TOTAL
<b>ATTACKING PLAY</b>						
OPPORTUNITY (% SUCCESSFUL)	4 (25%)	2 (50%)	6 (33.3%)	3 (0%)	4 (25%)	7 (14.3%)
SHOTS	3	2	5	5	5	10
Shot from outside of penalty area	2	0	2	2	3	5
Shot from inside of penalty area	1	2	3	3	2	5
ACTIONS FINALIZATION	6	7	13	14	16	30
- Shot from outside of penalty area	2	0	2	2	3	5
- CROSSES	1	0	1	7	8	15
-- From left (%)	1 (100%)	0	1 (100%)	2 (28.6%)	2 (25%)	4 (26.7%)
-- From right (%)	0	0	0 (0%)	5 (71.4%)	6 (75%)	11 (73.3%)
- Build-Up play	3	6	9	5	4	9
- Long ball	0	1	1	0	1	1
<b>DEFENSIVE</b>						
SAVES	2	0	2	0	3	3
CLEARANCES	8	9	17	1	2	3
- Low	0	0	0	0	1	1
- High	8	9	17	1	1	2
BALL RECOVERY	50	37	87	44	49	93
- End action	19	18	37	17	11	28
- Real recovery	18	3	21	8	20	28
- Temporary recovery	13	16	29	19	18	37
FINAL THIRD ENTRIES	36	34	70	37	34	71
FOULS NEAR THE BOX	0	0	0	0	0	0

TERRITORIAL COVERAGE



NÆSBY U19

SØNDERJYSKE U19



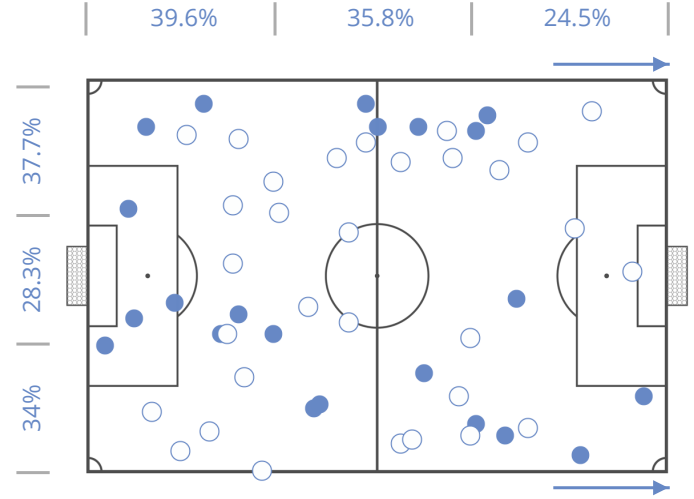
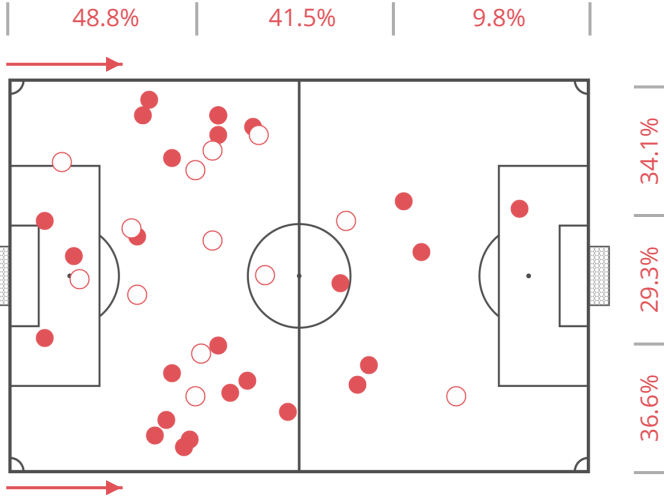
FIRST HALF

SECOND HALF

FIRST HALF

SECOND HALF

BALL POSSESSION RECOVERY



BEST PLAYERS

R. Espersen (62')	6
K. Lehm (90')	5
M. Damsbo (90')	5
M. De Claville Bertelsen (90')	5
R. Rasmussen (90')	5

WORST PLAYERS

M. Ellegaard (28')	1
O. Nielsen (90')	2
M. Dongsted (60')	2
E. Olsen (51')	2
C. Haller (30')	2

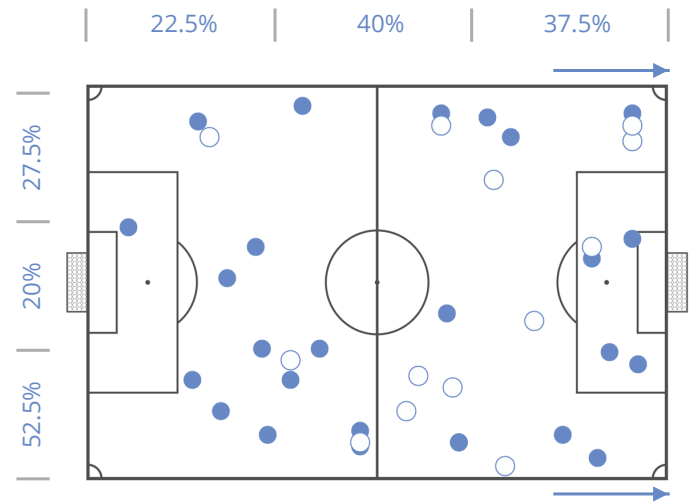
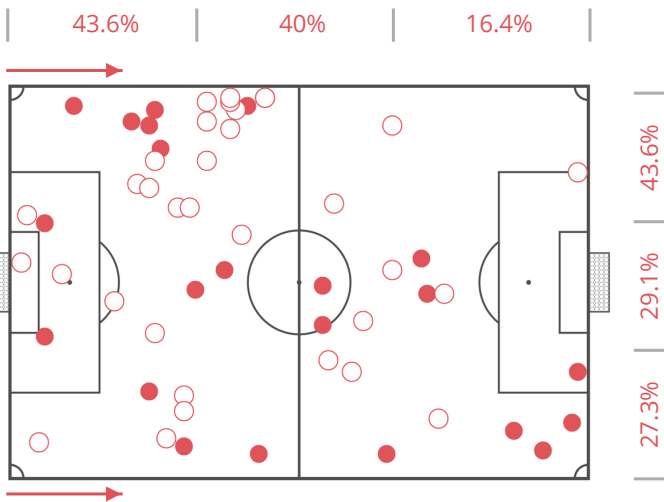
BEST PLAYERS

A. Hersbøll (90')	10
E. Nissen (90')	9
O. Pedersen (90')	6
V. Thawng Ni Dum (90')	6
R. Hjorth Vinderslev (87')	6

WORST PLAYERS

F. Warming Lundbek (90')	1
M. Olesen (90')	1
P. Christiansen (30')	1
S. Høyer (3')	1
J. Waag Högnesen (90')	2

BALL POSSESSION LOSS



BEST PLAYERS

C. Haller (30')	1
M. Ellegaard (28')	1
J. Hansen (90')	2
T. Larsen (39')	2
R. Thomsen (90')	3

WORST PLAYERS

K. Lehm (90')	12
R. Rasmussen (90')	7
O. Nielsen (90')	5
R. Espersen (62')	5
E. Olsen (51')	5

BEST PLAYERS

M. Olesen (90')	1
A. Hersbøll (90')	2
J. Waag Högnesen (90')	2
S. Nygård (60')	2
P. Christiansen (30')	2

WORST PLAYERS

R. Hjorth Vinderslev (87')	8
J. Jordosen (85')	7
O. Pedersen (90')	5
F. Warming Lundbek (90')	4
V. Thawng Ni Dum (90')	4

TERRITORIAL COVERAGE



NÆSBY U19

SØNDERJYSKE U19



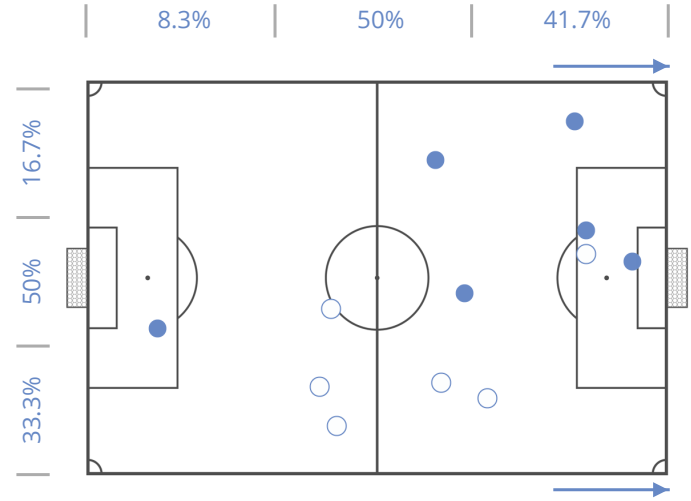
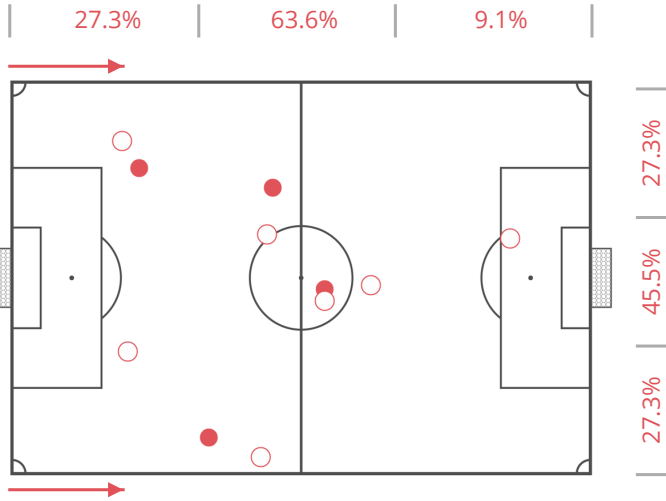
● FIRST HALF

○ SECOND HALF

● FIRST HALF

○ SECOND HALF

FOULS COMMITTED



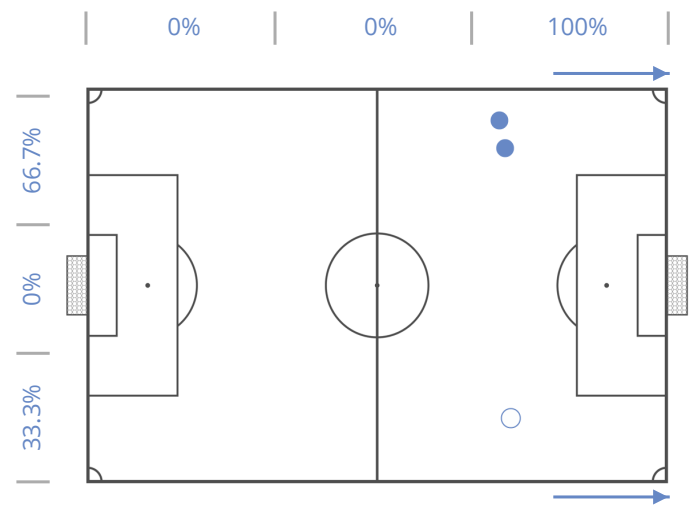
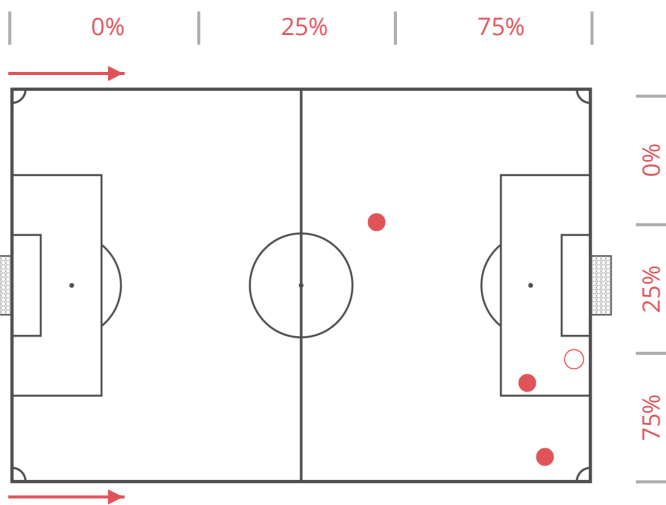
WORST PLAYERS

O. Nielsen (90')	3
T. Larsen (39')	2
J. Hansen (90')	1
M. De Claville Bertelsen (90')	1
R. Rasmussen (90')	1

WORST PLAYERS

F. Warming Lundbek (90')	3
E. Nissen (90')	2
V. Thawng Ni Dum (90')	2
S. Nygård (60')	2
A. Hersbøll (90')	1

OFFSIDES



WORST PLAYERS

E. Olsen (51')	2
R. Thomsen (90')	1
C. Haller (30')	1

WORST PLAYERS

F. Warming Lundbek (90')	1
J. Waag Högnesen (90')	1
S. Nygård (60')	1

TERRITORIAL COVERAGE



NÆSBY U19

SØNDERJYSKE U19



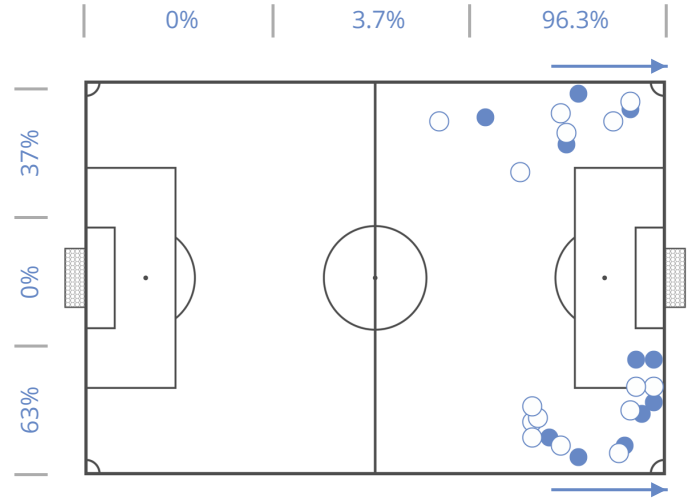
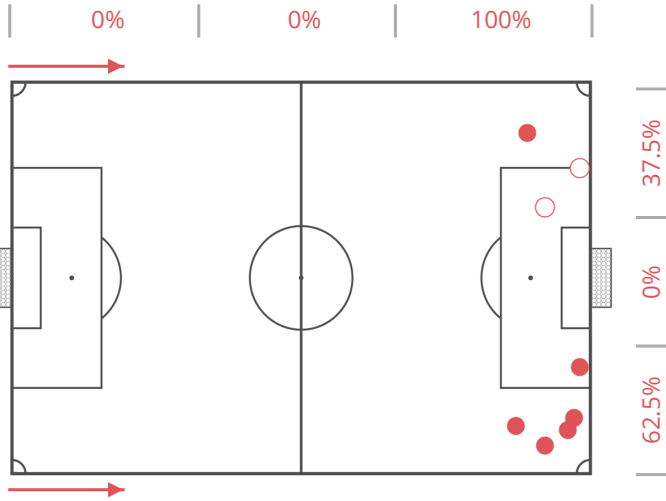
● FIRST HALF

○ SECOND HALF

● FIRST HALF

○ SECOND HALF

CROSSES



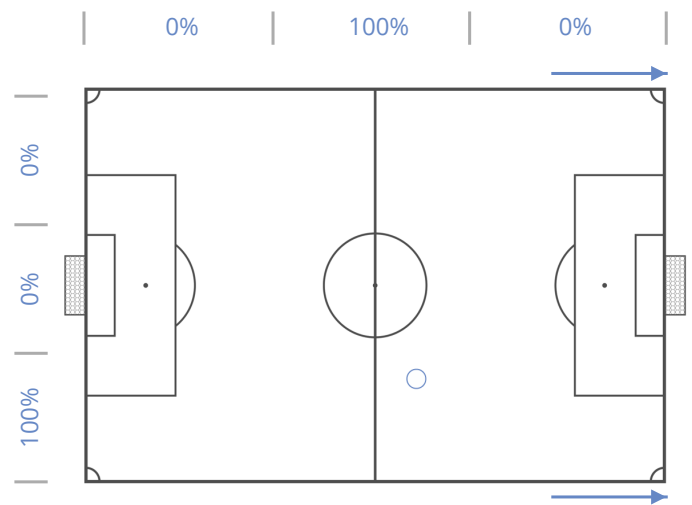
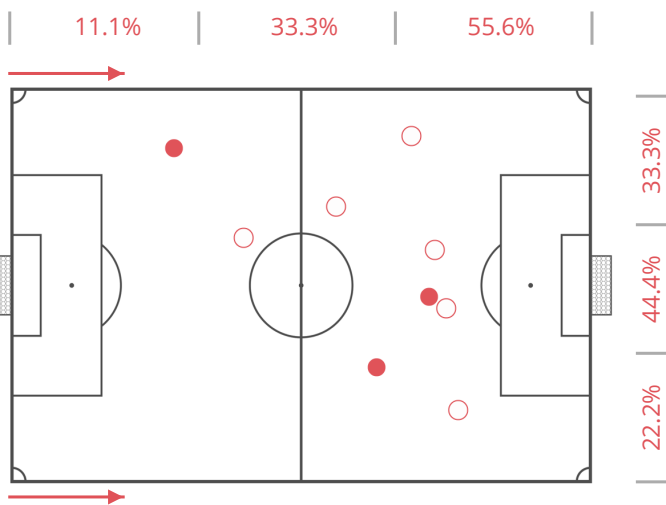
BEST PLAYERS

E. Olsen (51')	3
K. Lehm (90')	1
M. De Claville Bertelsen (90')	1
R. Thomsen (90')	1
R. Espersen (62')	1

BEST PLAYERS

V. Thawng Ni Dum (90')	9
S. Nygård (60')	6
O. Pedersen (90')	5
J. Jordosen (85')	4
F. Warming Lundbek (90')	2

THROUGH PASSES



BEST PLAYERS

T. Larsen (39')	3
M. De Claville Bertelsen (90')	2
K. Lehm (90')	1
O. Nielsen (90')	1
R. Thomsen (90')	1

BEST PLAYERS

R. Hjorth Vinderslev (87')	1
----------------------------	---



DUELS

● FIRST HALF

○ SECOND HALF



NÆSBY U19

SØNDERJYSKE U19



●● WON

●○ NEUT.

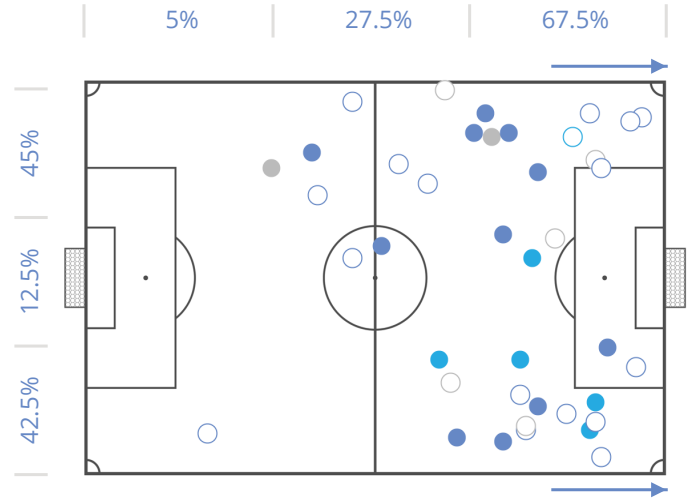
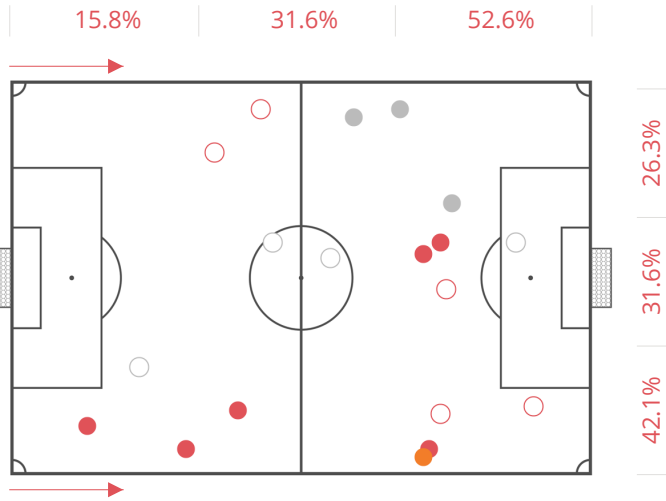
○● LOST

●● WON

●○ NEUT.

○● LOST

1 VS 1 DRIBBLING



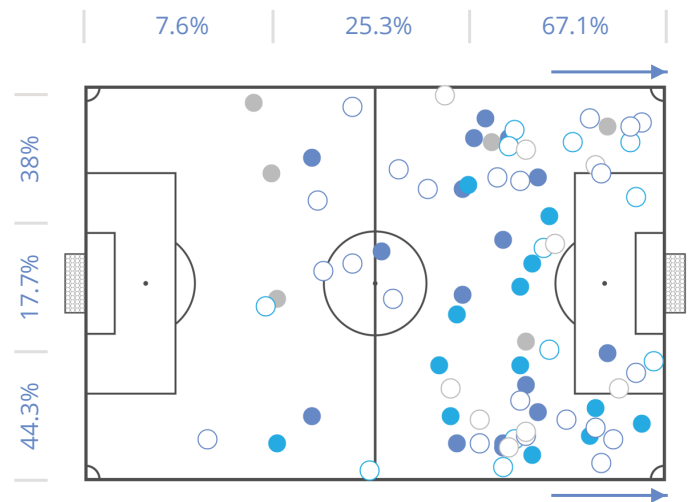
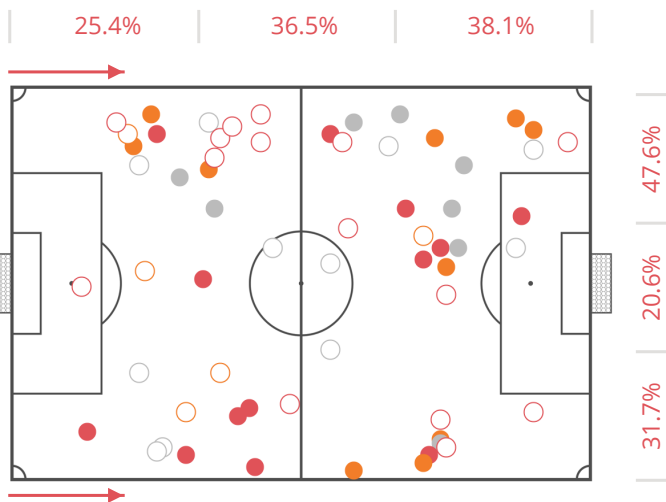
BEST PLAYERS

	DUELS	WON	NEUT.	LOST
M. De Claville Bertelsen (90')	4	1	1	2
R. Thomsen (90')	3	2	0	1
K. Lehm (90')	2	2	0	0
M. Dongsted (60')	2	1	0	1
E. Olsen (51')	2	2	0	0

BEST PLAYERS

	DUELS	WON	NEUT.	LOST
V. Thawng Ni Dum (90')	10	7	2	1
R. Hjorth Vinderslev (87')	7	4	1	2
F. Warming Lundbek (90')	5	4	0	1
J. Jordosen (85')	5	4	0	1
S. Nygård (60')	5	4	1	0

ATTACKING DUELS



BEST PLAYERS

	DUELS	WON	NEUT.	LOST
M. De Claville Bertelsen (90')	15	4	7	4
R. Thomsen (90')	13	8	2	3
K. Lehm (90')	7	3	3	1
R. Rasmussen (90')	6	2	1	3
O. Nielsen (90')	5	2	1	2

BEST PLAYERS

	DUELS	WON	NEUT.	LOST
V. Thawng Ni Dum (90')	19	10	6	3
F. Warming Lundbek (90')	13	7	4	2
R. Hjorth Vinderslev (87')	10	5	3	2
J. Jordosen (85')	7	5	1	1
S. Nygård (60')	7	4	1	2

DUELS

● FIRST HALF

○ SECOND HALF



NÆSBY U19

SØNDERJYSKE U19



● WON

○ NEUT.

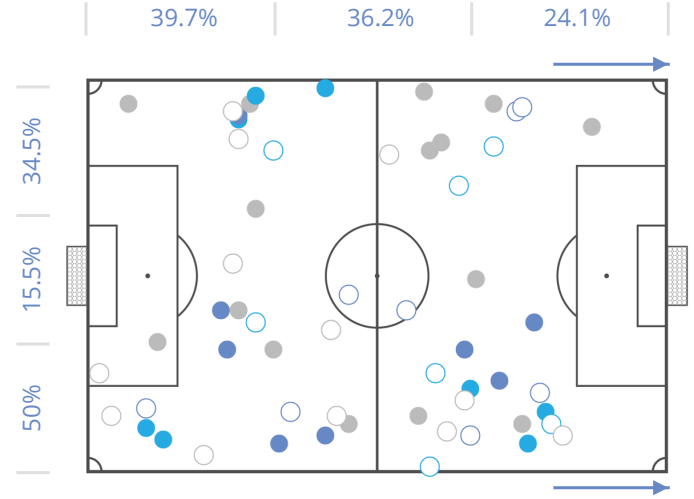
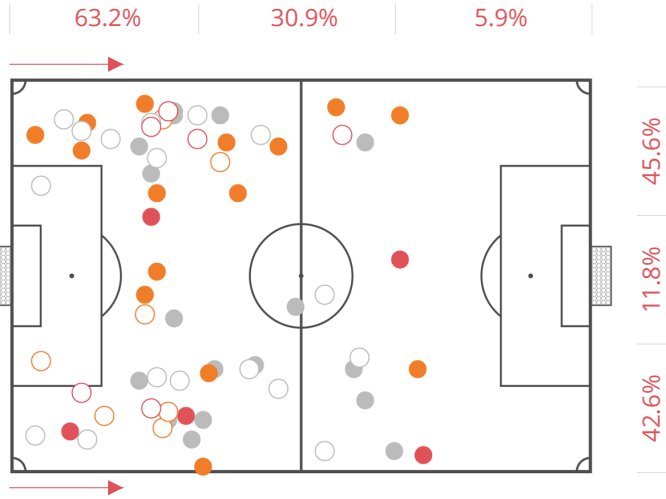
● LOST

● WON

○ NEUT.

● LOST

DEFENSIVE DUELS



BEST PLAYERS

DUELS WON NEUT. LOST

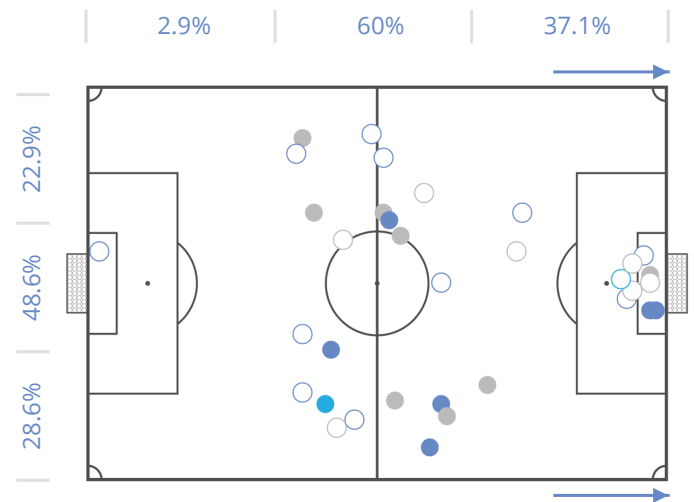
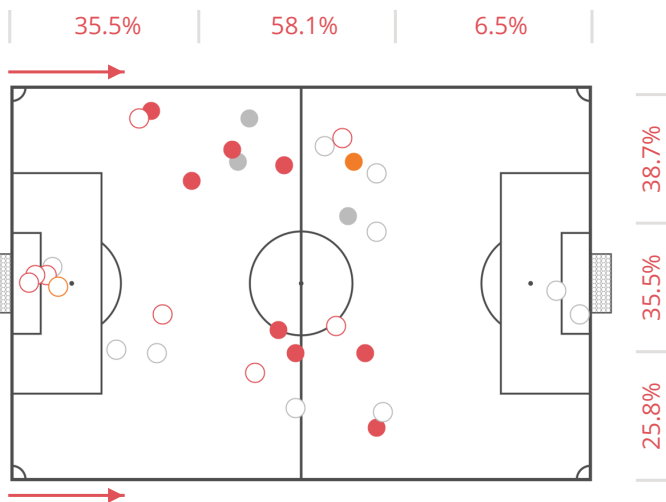
M. De Claville Bertelsen (90')	10	4	1	5
K. Lehm (90')	7	0	2	5
R. Rasmussen (90')	7	2	4	1
R. Espersen (62')	7	2	2	3
J. Hansen (90')	6	1	4	1

BEST PLAYERS

DUELS WON NEUT. LOST

V. Thawng Ni Dum (90')	12	4	4	4
J. Waag Högnesen (90')	11	1	4	6
R. Hjorth Vinderslev (87')	9	3	3	3
E. Nissen (90')	5	3	0	2
F. Warming Lundbek (90')	4	3	0	1

AERIAL DUELS



BEST PLAYERS

DUELS WON NEUT. LOST

R. Rasmussen (90')	6	5	0	1
M. Dongsted (60')	6	2	0	4
K. Lehm (90')	5	3	1	1
J. Hansen (90')	4	2	1	1
M. Damsbo (90')	4	1	0	3

BEST PLAYERS

DUELS WON NEUT. LOST

F. Warming Lundbek (90')	7	3	0	4
V. Thawng Ni Dum (90')	7	2	2	3
A. Hersbøll (90')	5	2	0	3
J. Jordosen (85')	5	4	0	1
R. Hjorth Vinderslev (87')	3	1	0	2

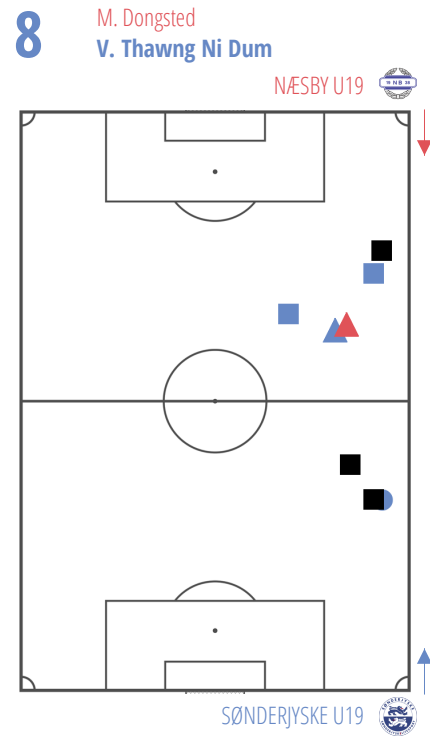
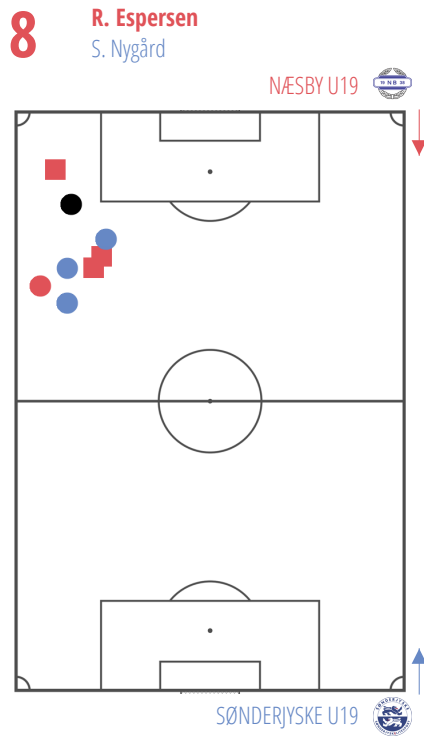
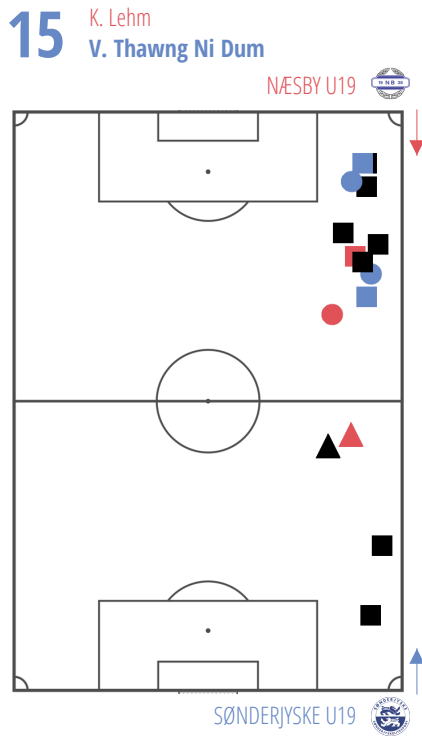
DUELS GRID

SØNDERJYSKE U19

NÆSBY U19

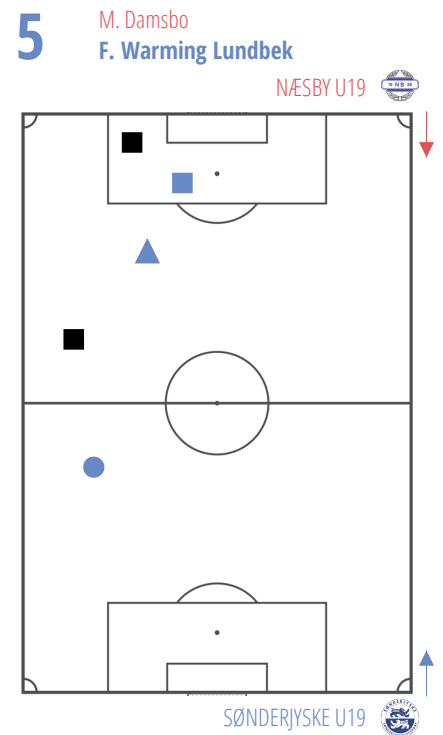
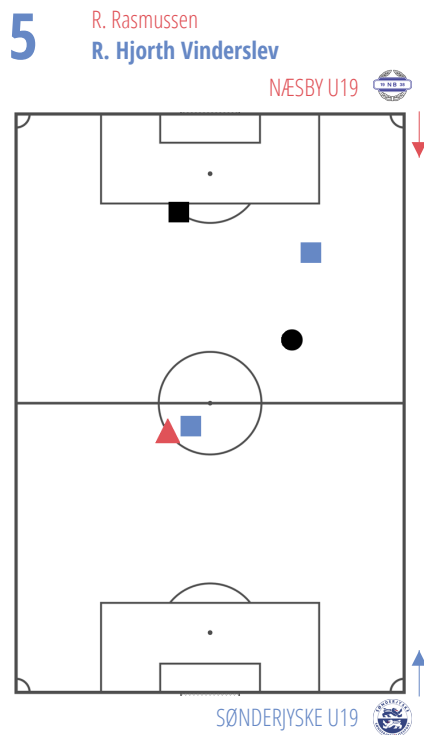
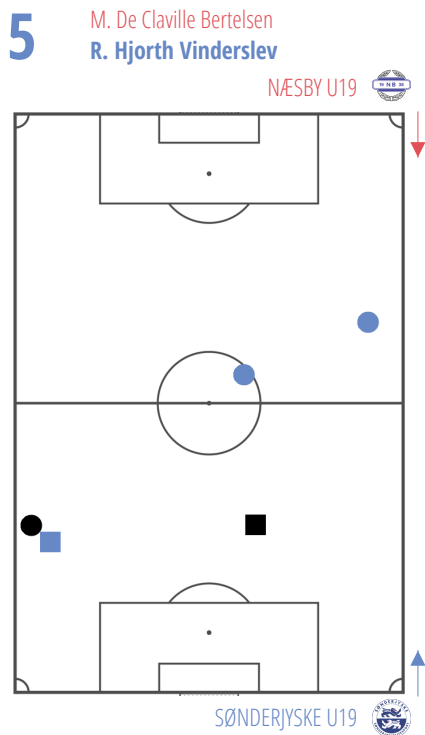
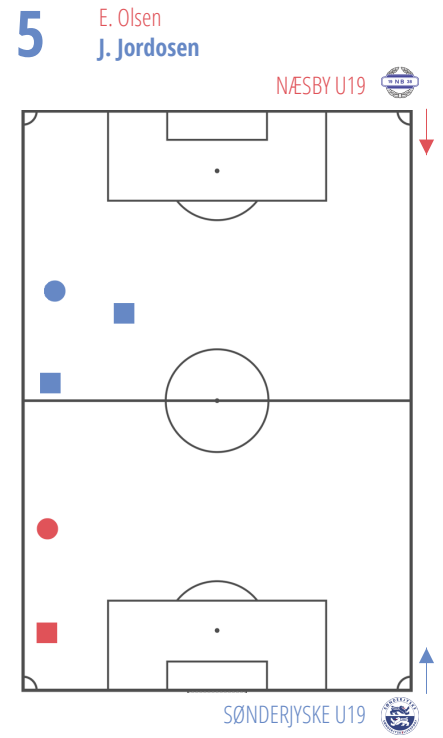
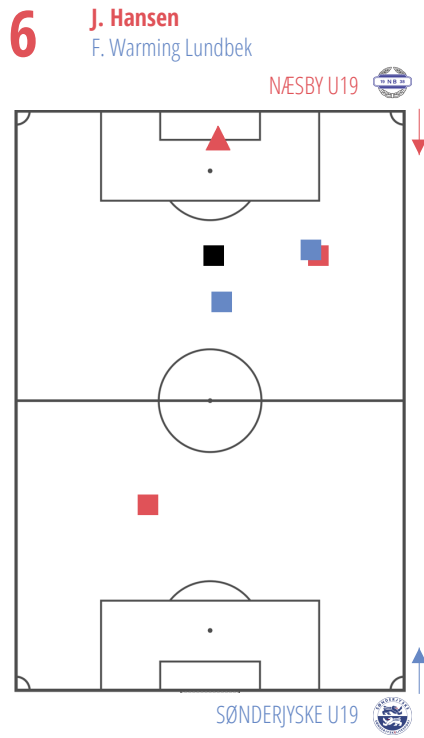
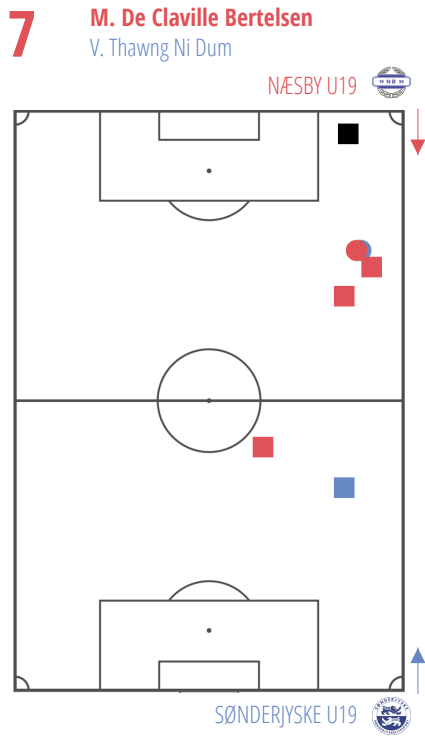
	1. N. Laurisen	3. J. Jordosen	15. O. Pedersen	14. A. Hersbøll	2. E. Nissen	6. J. Waag Høgenesen	24. R. Hjorth Vinderslev	19. S. Nygård	8. V. Thawng Ni Dum	10. F. Warming Lundbek	17. M. Olesen	16. S. Høyer	9. E. Karabek	11. P. Christiansen
1. E. Larsen								1		1				
13. R. Espersen						1	1	8		4				
6. R. Rasmussen	1	3		1		1	5		1	3	4			1
5. J. Hansen		1							2	6	3			
4. M. Damsbo	1		1	1	1				3	5				
2. K. Lehm									15	1	1			2
9. M. Dongsted		3	1		1	3	2		8	1				
3. E. Olsen		5			1			2						
10. M. De Claville Bertelsen		1	2	1	1	2	5	1	7					
11. O. Nielsen		1				4	4		3					
8. R. Thomsen		1	3	4	4	3	3		1					
14. M. Ellegaard						1		1		1				
15. C. Haller														
7. T. Larsen	1	1	1	1	1	3	1			2				

● WON BY NÆSBY U19     
 □ AIR CHALL.     
  GROUND CHALL.     
 ○ DRIBBLES  
● WON BY SØNDERJYSKE U19     
 ● NEUTRAL DUELS

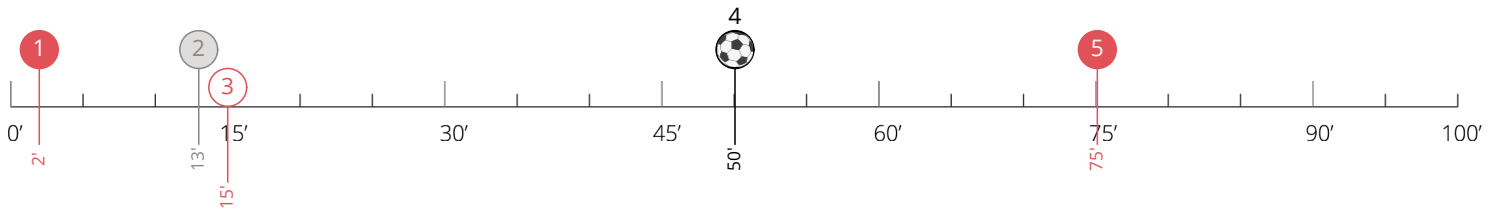


DUELS GRID

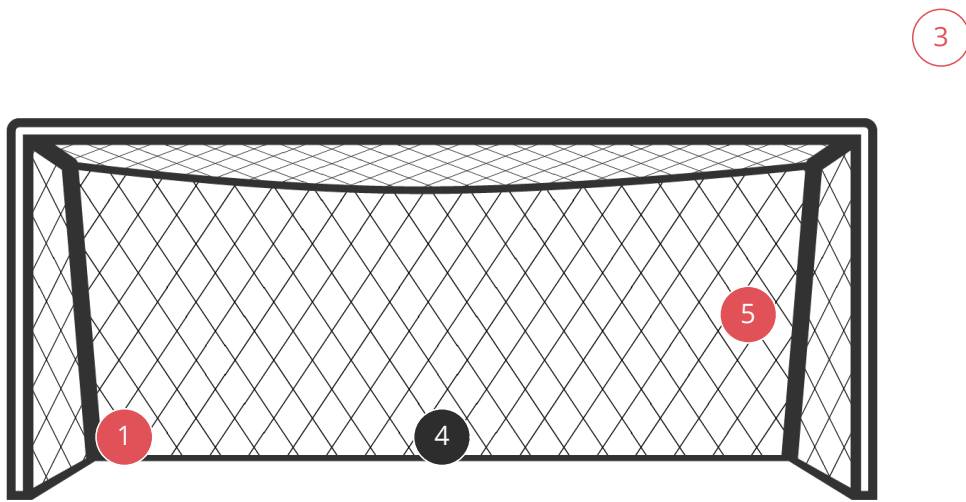
● WON BY NÆSBY U19     
 □ GROUND CHALL.     
 ○ DRIBBLES  
▲ AIR CHALL.     
 ● WON BY SØNDERJYSKE U19     
 ● NEUTRAL DUELS



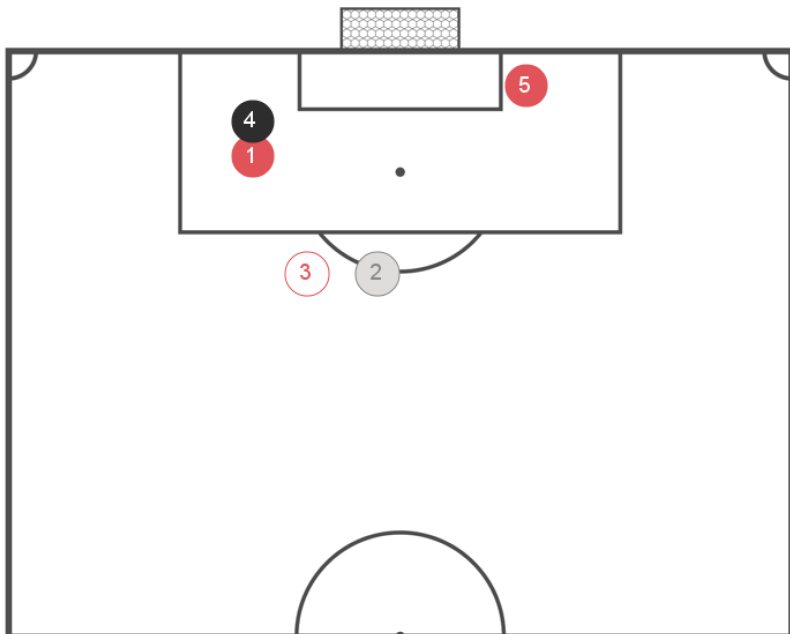
NÆSBY U19: GOALS AND STRIKES



5	3	1	2
SHOTS	ON TARGET	BLOCKED	GOALS



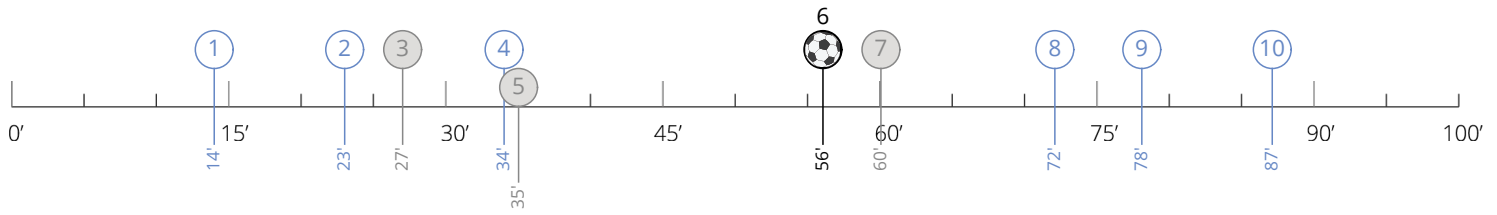
● ON TARGET      ○ OUT OF TARGET      ● BLOCKED      ● GOAL



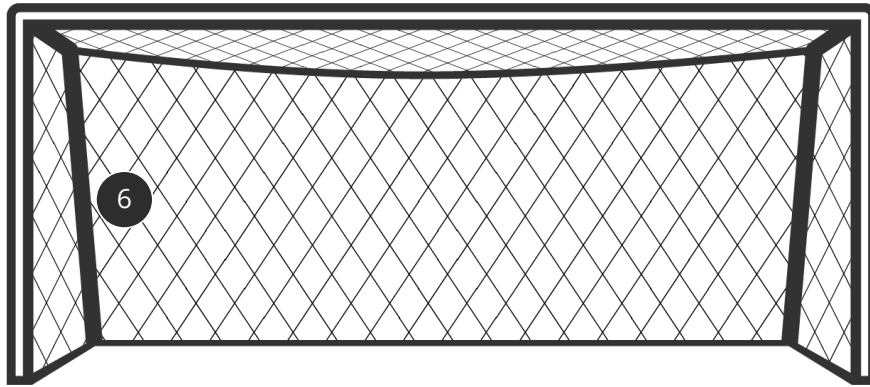
PLAYERS

	PLAYERS	FOOT
1	M. Dongsted	Left
2	R. Thomsen	Right
3	O. Nielsen	Right
4	R. Rasmussen	Left
5	C. Haller	Right

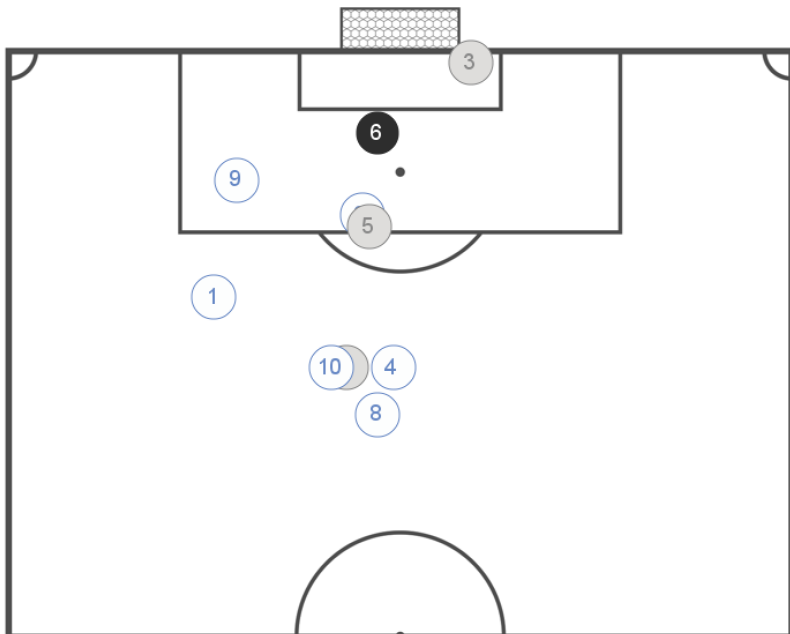
SØNDERJYSKE U19: GOALS AND STRIKES



10 SHOTS      1 ON TARGET      3 BLOCKED      1 GOALS



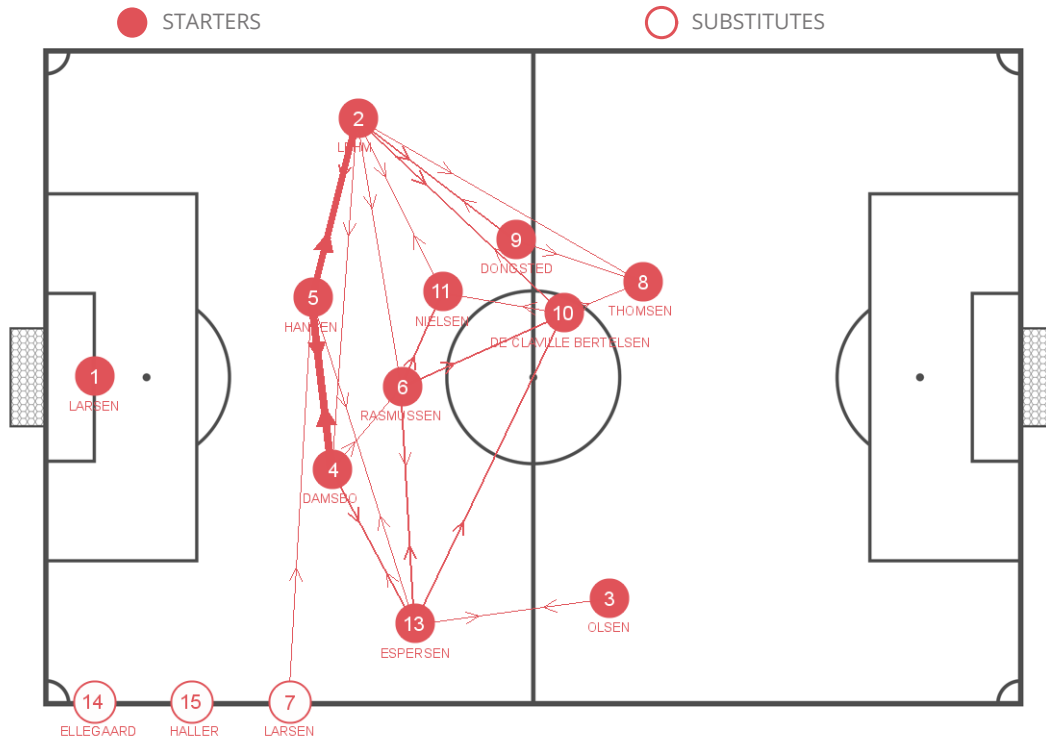
● ON TARGET      ○ OUT OF TARGET      ● BLOCKED      ● GOAL



PLAYERS

NUMBER	NAME	FOOT
1	J. Jordosen	Left
2	F. Warming Lundbek	Heading
3	V. Thawng Ni Dum	Right
4	R. Hjorth Vinderslev	Right
5	M. Olesen	Left
6	E. Nissen	Heading
7	M. Olesen	Right
8	E. Nissen	Right
9	F. Warming Lundbek	Right
10	P. Christiansen	Left

NÆSBY U19: PASSES



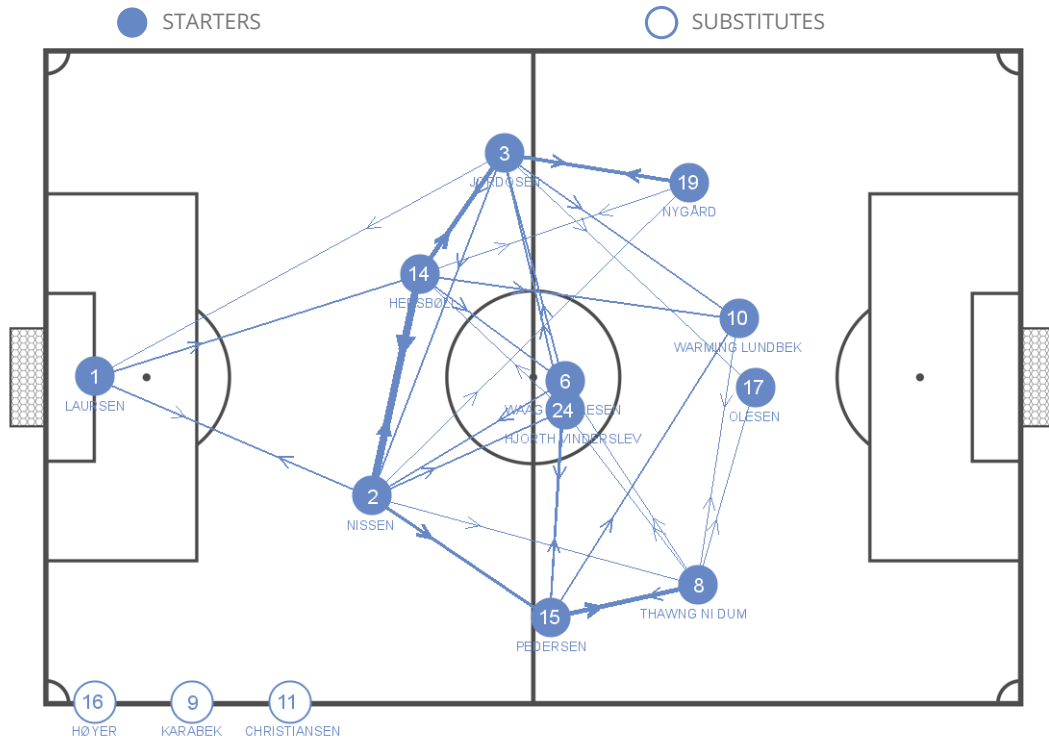
	1. E. Larsen	13. R. Espersen	6. R. Rasmussen	5. J. Hansen	4. M. Damsbo	2. K. Lehm	9. M. Dongsted	3. E. Olsen	10. M. De Claville Bertelsen	11. O. Nielsen	8. R. Thomsen	14. M. Ellegaard	15. C. Haller	7. T. Larsen
1. E. Larsen	1				1									
13. R. Espersen	1	5	3	3			3	5 (1)	2	1				1
6. R. Rasmussen		4	2		1 (1)	1 (1)	1	5 (1)	5	1				2
5. J. Hansen	1	3 (1)		16	18	2	1 (1)	1	1	1 (1)	1			
4. M. Damsbo	2	5	3	22	1		2 (2)	1					1	
2. K. Lehm		1 (1)	3	7	3 (1)	5	1	6 (2)	4	4 (1)				
9. M. Dongsted			2		1	3			1	1	3			
3. E. Olsen		4			1				1	1	2			
10. M. De Claville Bertelsen		1 (1)		2	1	4	1	1		4	3		1 (1)	1
11. O. Nielsen		2	2	2	3		1 (1)	1			2		1 (1)	2
8. R. Thomsen		2	1	1		2	1	2	1	1				2
14. M. Ellegaard			1		1		1						1	2
15. C. Haller								2				1		
7. T. Larsen			2	3		1			1	1	1	1 (1)		

PASSES RECEIVED BY THE PLAYER

PASSES MADE BY THE PLAYER

(\*) HIGH PASSES

SØNDERJYSKE U19: PASSES



	1. N. Laursen	3. J. Jordosen	15. O. Pedersen	14. A. Hersbøll	2. E. Nissen	6. J. Waag Høgnesen	24. R. Hjorth Vinderslev	19. S. Nygård	8. V. Thawng Ni Dum	10. F. Warming Lundbek	17. M. Olesen	16. S. Høyer	9. E. Karabek	11. P. Christiansen
1. N. Laursen	1 (1)	3	7	4		1 (1)	2 (1)	3 (2)	2 (2)	1 (1)				
3. J. Jordosen	4	1	7	5	2	3 (1)	8	1	5 (1)	4				1 (1)
15. O. Pedersen	1	1		3	6 (1)	2		14	5 (1)	1 (1)				3
14. A. Hersbøll	2	13			20	6	3	4 (1)	3 (1)	5 (3)		1		
2. E. Nissen	7	1	11	12		3	7	4 (2)	4 (2)	3	1 (1)			1 (1)
6. J. Waag Høgnesen		6	1	3	6		2	1	2 (1)	1	1			1
24. R. Hjorth Vinderslev	1	5	5	4				2 (1)	2	2	1 (1)			
19. S. Nygård		10		4			2		1	1	1			
8. V. Thawng Ni Dum			5	3	1	4	4	1		4	4 (1)			1 (1)
10. F. Warming Lundbek	2	3	1	1	2	2	1		4		1			
17. M. Olesen						1				1				
16. S. Høyer			1										2	
9. E. Karabek										1				
11. P. Christiansen		1							1	1				

PASSES RECEIVED BY THE PLAYER

PASSES MADE BY THE PLAYER

(\*) HIGH PASSES



NÆSBY U19: PLAYER EVENTS

		MINUTES PLAYED	GOALS / GOALS ON PENALTY	ASSISTS	TOUCHES	SHOTS / ON TARGET	FOULS COMM. / CONCEDED	YELLOW CARDS / RED CARDS	OFFSIDES	FREE K. SHOTS / ON TARGET	FREE K. CROSS / ACCURATE	CORNERS / ACCURATE	THROW INS / ACCURATE
1	E. Larsen	90	0/0	0	6	0/0	0/1	0/0	0	0/0	0/0	0/0	0/0
13	R. Espersen	62	0/0	0	34	0/0	1/1	1/0	0	0/0	0/0	0/0	7/7
6	R. Rasmussen	90	1/0	0	35	1/1	1/2	1/0	0	0/0	0/0	0/0	0/0
5	J. Hansen	90	0/0	0	53	0/0	1/1	0/0	0	0/0	0/0	0/0	0/0
4	M. Damsbo	90	0/0	0	47	0/0	0/0	0/0	0	0/0	0/0	0/0	0/0
2	K. Lehm	90	0/0	0	58	0/0	0/1	0/0	0	0/0	0/0	0/0	10/10
9	M. Dongsted	60	0/0	0	15	1/1	0/0	0/0	0	0/0	0/0	0/0	0/0
3	E. Olsen	51	0/0	0	17	0/0	1/1	0/0	2	0/0	0/0	0/0	0/0
10	M. De Claville Bertelsen	90	1/1	0	26	0/0	1/2	0/0	0	0/0	1/0	1/1	0/0
11	O. Nielsen	90	0/0	0	26	1/0	3/0	0/0	0	0/0	0/0	0/0	0/0
8	R. Thomsen	90	0/0	0	15	1/0	1/3	0/0	1	0/0	0/0	0/0	1/0
14	M. Ellegaard	28	0/0	0	8	0/0	0/0	0/0	0	0/0	0/0	0/0	1/1
15	C. Haller	30	0/0	0	4	1/1	0/0	0/0	1	0/0	0/0	0/0	0/0
7	T. Larsen	39	0/0	0	14	0/0	2/0	0/0	0	0/0	0/0	0/0	0/0

		DUELS / WON	GROUND CHALL. / WON	AIR CHALL. / WON	ATTACKING CHALL.	DEFENDING CHALL.	DRIBBLES	TACKLES	DEFENDING 1V1	RECOVERED IN OPP. HALF	LOSSES IN OPP. HALF
1	E. Larsen	2/2	1/1	1/1	0	0	0	0	0	0	0
13	R. Espersen	15/7	15/7	0/0	4	7	1	0	4	1	2
6	R. Rasmussen	26/11	20/6	6/5	6	7	1	4	4	1	3
5	J. Hansen	15/6	11/4	4/2	1	6	0	0	2	0	0
4	M. Damsbo	12/2	8/1	4/1	0	5	0	0	4	0	0
2	K. Lehm	22/6	17/3	5/3	7	7	2	1	3	0	1
9	M. Dongsted	19/3	13/1	6/2	4	6	2	0	2	0	2
3	E. Olsen	10/4	10/4	0/0	3	4	2	1	1	1	4
10	M. De Claville Bertelsen	26/8	25/8	1/0	15	10	4	0	4	1	2
11	O. Nielsen	13/4	13/4	0/0	5	6	1	0	3	1	0
8	R. Thomsen	24/12	21/10	3/2	13	4	3	0	2	2	2
14	M. Ellegaard	4/1	2/0	2/1	0	2	0	0	2	0	0
15	C. Haller	1/1	1/1	0/0	1	0	1	0	0	1	0
7	T. Larsen	11/5	11/5	0/0	4	4	2	0	1	0	2

		PASSES / ACCURATE	% ACCURATE	LONG PASSES / ACCURATE	THROUGH PASSES / ACCURATE	IN THE BOX / ACCURATE	CROSSES / ACCURATE	CROSS FROM BYLINE	CROSS HIGH	CROSS LOW	CROSS BLOCKED
1	E. Larsen	2/1	50	1/0	0/0	0/0	0/0	0	0	0	0
13	R. Espersen	33/23	70	3/1	0/0	1/0	1/0	1	0	1	0
6	R. Rasmussen	28/22	79	7/3	0/0	0/0	0/0	0	0	0	0
5	J. Hansen	48/44	92	5/2	0/0	0/0	0/0	0	0	0	0
4	M. Damsbo	40/37	93	4/2	0/0	0/0	0/0	0	0	0	0
2	K. Lehm	49/36	74	10/6	1/1	0/0	1/1	0	1	0	0
9	M. Dongsted	15/11	74	0/0	1/0	0/0	0/0	0	0	0	0
3	E. Olsen	15/9	60	1/0	0/0	1/1	3/0	2	0	3	0
10	M. De Claville Bertelsen	25/17	68	2/1	2/2	0/0	1/0	1	0	1	0
11	O. Nielsen	22/16	73	4/2	1/0	0/0	0/0	0	0	0	0
8	R. Thomsen	15/12	80	0/0	1/1	1/0	1/0	1	0	1	0
14	M. Ellegaard	5/5	100	0/0	0/0	0/0	0/0	0	0	0	0
15	C. Haller	3/3	100	0/0	0/0	0/0	0/0	0	0	0	0
7	T. Larsen	14/10	72	1/1	3/0	1/0	1/0	1	0	1	0

SØNDERJYSKE U19: PLAYER EVENTS

		MINUTES PLAYED	GOALS / GOALS ON PENALTY	ASSISTS	TOUCHES	SHOTS / ON TARGET	FOULS COMM. / CONCEDED	YELLOW CARDS / RED CARDS	OFFSIDES	FREE K. SHOTS / ON TARGET	FREE K. CROSS / ACCURATE	CORNERS / ACCURATE	THROW INS / ACCURATE
1	N. Laursen	90	0/0	0	28	0/0	0/1	0/0	0	0/0	0/0	0/0	0/0
3	J. Jordosen	85	0/0	0	58	1/0	0/1	0/0	0	0/0	0/0	2/0	10/10
15	O. Pedersen	90	0/0	0	50	0/0	1/0	0/0	0	0/0	0/0	0/0	9/9
14	A. Hersbøll	90	0/0	0	62	0/0	1/1	0/0	0	0/0	0/0	0/0	0/0
2	E. Nissen	90	1/0	0	61	2/1	2/0	0/0	0	0/0	0/0	0/0	1/1
6	J. Waag Høgenesen	90	0/0	1	33	0/0	0/0	1/0	1	0/0	3/2	2/1	0/0
24	R. Hjorth Vinderslev	87	0/0	0	37	1/0	0/3	0/0	0	0/0	0/0	0/0	0/0
19	S. Nygård	60	0/0	0	27	0/0	2/1	0/0	1	0/0	1/1	2/1	0/0
8	V. Thawng Ni Dum	90	0/0	0	45	1/0	2/2	0/0	0	0/0	0/0	0/0	2/2
10	F. Warming Lundbek	90	0/0	0	27	2/0	3/2	0/0	1	0/0	0/0	0/0	0/0
17	M. Olesen	90	0/0	0	11	2/0	0/0	0/0	0	0/0	0/0	0/0	0/0
16	S. Høyer	3	0/0	0	3	0/0	0/0	0/0	0	0/0	0/0	0/0	0/0
9	E. Karabek	5	0/0	0	1	0/0	0/0	0/0	0	0/0	0/0	0/0	1/1
11	P. Christiansen	30	0/0	0	8	1/0	1/0	0/0	0	0/0	0/0	0/0	0/0

		DUELS / WON	GROUND CHALL. / WON	AIR CHALL. / WON	ATTACKING CHALL.	DEFENDING CHALL.	DRIBBLES	TACKLES	DEFENDING 1V1	RECOVERED IN OPP. HALF	LOSSES IN OPP. HALF
1	N. Laursen	3 / 2	2 / 1	1 / 1	0	1	0	0	1	0	0
3	J. Jordosen	18 / 10	13 / 6	5 / 4	7	4	5	0	3	3	3
15	O. Pedersen	10 / 3	8 / 1	2 / 2	3	4	1	0	0	0	1
14	A. Hersbøll	11 / 6	6 / 4	5 / 2	3	2	2	0	1	1	1
2	E. Nissen	12 / 8	10 / 6	2 / 2	2	5	1	0	1	1	0
6	J. Waag Høgenesen	23 / 6	21 / 6	2 / 0	6	11	0	1	3	1	2
24	R. Hjorth Vinderslev	30 / 13	27 / 12	3 / 1	10	9	7	1	3	4	5
19	S. Nygård	13 / 4	13 / 4	0 / 0	7	3	5	1	3	3	2
8	V. Thawng Ni Dum	45 / 18	38 / 16	7 / 2	19	12	10	0	4	6	3
10	F. Warming Lundbek	30 / 14	23 / 11	7 / 3	13	4	5	0	0	1	4
17	M. Olesen	13 / 4	11 / 3	2 / 1	4	3	2	0	0	1	1
16	S. Høyer	0 / 0	0 / 0	0 / 0	0	0	0	0	0	1	0
9	E. Karabek	1 / 1	1 / 1	0 / 0	0	0	0	0	0	0	0
11	P. Christiansen	7 / 2	7 / 2	0 / 0	5	1	2	0	0	1	2

		PASSES / ACCURATE	% ACCURATE	LONG PASSES / ACCURATE	THROUGH PASSES / ACCURATE	IN THE BOX / ACCURATE	CROSSES / ACCURATE	CROSS FROM BYLINE	CROSS HIGH	CROSS LOW	CROSS BLOCKED
1	N. Laursen	27 / 24	89	11 / 8	0 / 0	0 / 0	0 / 0	0	0	0	0
3	J. Jordosen	54 / 42	78	6 / 2	0 / 0	0 / 0	4 / 2	1	4	0	0
15	O. Pedersen	47 / 35	75	5 / 3	0 / 0	0 / 0	5 / 2	2	4	1	0
14	A. Hersbøll	59 / 57	97	6 / 5	0 / 0	0 / 0	0 / 0	0	0	0	0
2	E. Nissen	60 / 54	90	7 / 6	0 / 0	0 / 0	0 / 0	0	0	0	0
6	J. Waag Høgenesen	31 / 25	81	2 / 1	0 / 0	0 / 0	0 / 0	0	0	0	0
24	R. Hjorth Vinderslev	31 / 21	68	8 / 1	1 / 0	0 / 0	0 / 0	0	0	0	0
19	S. Nygård	24 / 20	84	0 / 0	0 / 0	0 / 0	6 / 3	1	4	1	1
8	V. Thawng Ni Dum	39 / 29	75	2 / 2	0 / 0	3 / 1	9 / 5	5	7	1	1
10	F. Warming Lundbek	20 / 18	90	0 / 0	0 / 0	2 / 2	2 / 1	2	0	1	1
17	M. Olesen	4 / 1	25	0 / 0	0 / 0	0 / 0	0 / 0	0	0	0	0
16	S. Høyer	3 / 3	100	0 / 0	0 / 0	1 / 1	0 / 0	0	0	0	0
9	E. Karabek	1 / 1	100	0 / 0	0 / 0	0 / 0	0 / 0	0	0	0	0
11	P. Christiansen	5 / 3	60	0 / 0	0 / 0	1 / 0	1 / 0	1	0	1	0

## MATCH REPORT GUIDE

## SECTION 1

**AVERAGE POSITIONS**

Players position is calculated on an average detected point which takes into consideration every kind of action, including those with no ball possession.

White-filled circles are substitutes indicators.

Players whose jersey number is not provided are identified with an increasing negative number.

## SECTION 2

**GENERALS****Average position**

It shows the barycentre of the team, considering the average place of its actions.

**CONSTRUCTION****Actions started by goalkeeper**

It considers all the actions started by the goalkeeper. It will be considered as a single one even if inside the same action he is involved more than once before the ball crosses the halfway line.

**Long pass**

Number of throws beyond the halfway line.

**Low**

Number of throws to a fellow teammate inside his half of the field.

**Right**

Number of actions crossing the halfway line in the right side.

**Left**

Number of actions crossing the halfway line in the left side.

**Center**

Number of actions crossing the halfway line in the central area.

**Failed**

Number of actions stopped before crossing the halfway line.

**ATTACKING PLAY****Actions finalization**

It shows team offensive dangerousness and the way it is carried out.

**Shot from outside of penalty area**

Number of team shots from outside the penalty area.

**Crosses**

It shows how many finalizations are completed straight after a cross from the flanks.

**Build-Up play**

It shows how many finalizations are completed straight after a build-up play.

**Long ball**

It shows how many finalizations are completed straight after a long ball.

**DEFENSIVE****Final Third Entries**

Number of times the opponent team plays the ball between the halfway line and the penalty area.

**Fouls near the box**

Number of fouls committed by the team nearby its penalty areas

## SECTION 3

**TERRITORIAL COVERAGE****Ball possession recovery**

It only takes into consideration the actual number of ball possession recoveries, even if temporary. Recoveries caused by opponents mistakes are not considered (i.e. ball kicked out of the pitch by the opponent).

## SECTION 4

**DUELS****Attacking duels**

Number of duels carried out when the team has ball possession.

**Defensive duels**

Number of duels carried out when the opponent team has ball possession.

## SECTION 7

**PASSES**

Players position is calculated on an average detected point based on the position occupied, considering every kind of action, including those with no ball possession.

Lines connecting players show the number of passes. The thicker is the line, the higher is the number of passes between each other.