



NÆSBY U19

Coach :

08/10/2016  
U19 DIVISION 2016/2017

0 - 0



VIBORG U19

Coach :



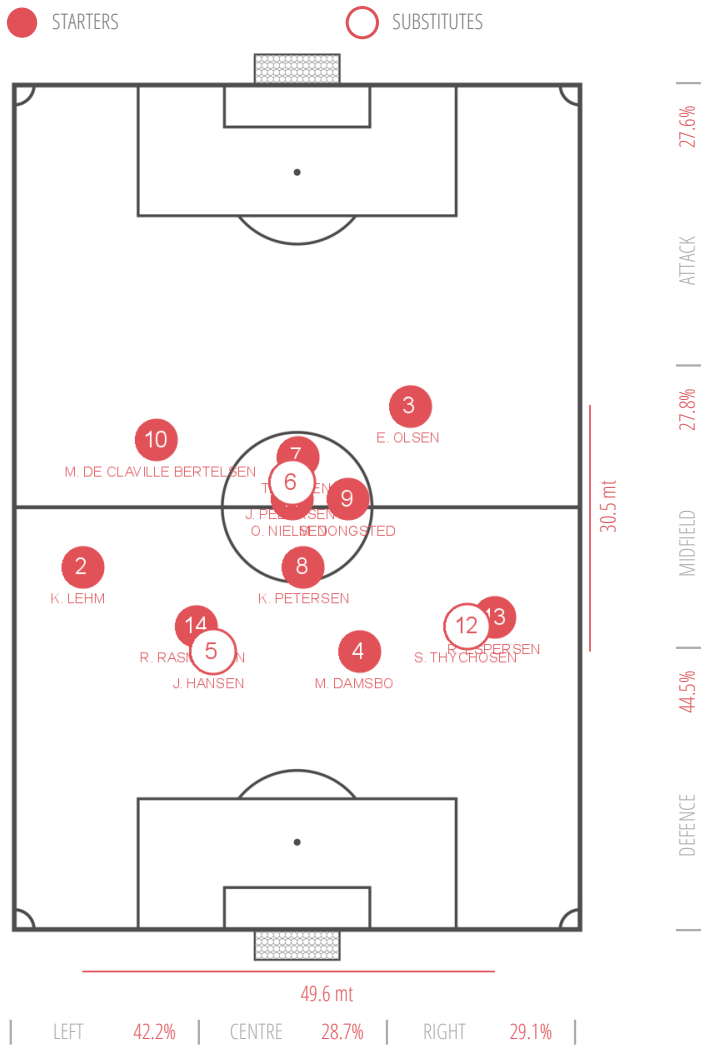
1	GKP	J. Gadkjær ('99)						1	GKP	R. Agger (')				
13	DEF	R. Espersen ('99)	85'	←				2	DEF	J. Vetter ('98)				
14	DEF	R. Rasmussen ('98)	67'	←	67'	⚠	67'	10	MID	C. Gandrup ('99)				
4	DEF	M. Damsbo ('98)						11		M. Ebbensgaard (')	87'	⚠	90'	⚠
2	DEF	K. Lehm ('98)						9		A. Bøgh Pedersen (')				
9	MID	M. Dongsted ('99)	67'	←				7		K. Sønderby Kusk (')	65'	←		
3	MID	E. Olsen ('99)	55'	←				8		M. Kjellerup Anderser	65'	⚠		
10	MID	M. De Claville Bertelse						12		S. Reventlow Mourier				
7	MID	T. Larsen ('98)						3		O. Rømer Møller (')	85'	←		
11	MID	O. Nielsen ('99)						6		S. Damgaard (')				
8	MID	K. Petersen ('99)						4		S. Trier Jakobsen (')				

## SUBSTITUTES

12	DEF	S. Thychosen ('98)	85'	→				13		L. Kjeldgaard (')	85'	→	
5	DEF	J. Hansen ('98)	55'	→				5		S. Thorhauge Borup (')	65'	→	
6	MID	J. Pedersen ('98)	67'	→									

NÆSBY U19

AVERAGE POSITIONS



PLAYERS

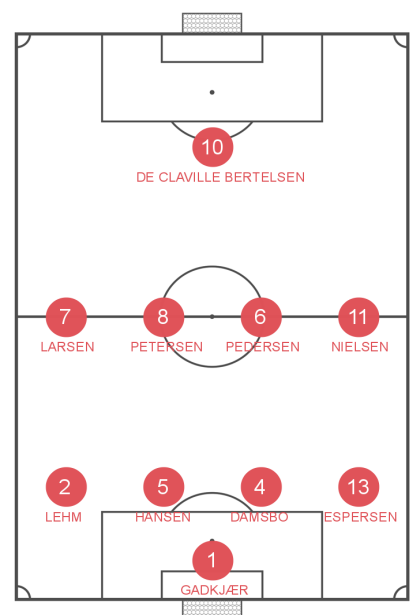
13	DEF	R. Espersen
14	DEF	R. Rasmussen
4	DEF	M. Damsbo
2	DEF	K. Lehm
9	MID	M. Dongsted
3	MID	E. Olsen
10	MID	M. De Claville Bertelsen
7	MID	T. Larsen
11	MID	O. Nielsen
8	MID	K. Petersen
12	DEF	S. Thychoesen
5	DEF	J. Hansen
6	MID	J. Pedersen



4-1-4-1  
Used from 0' >> 55'



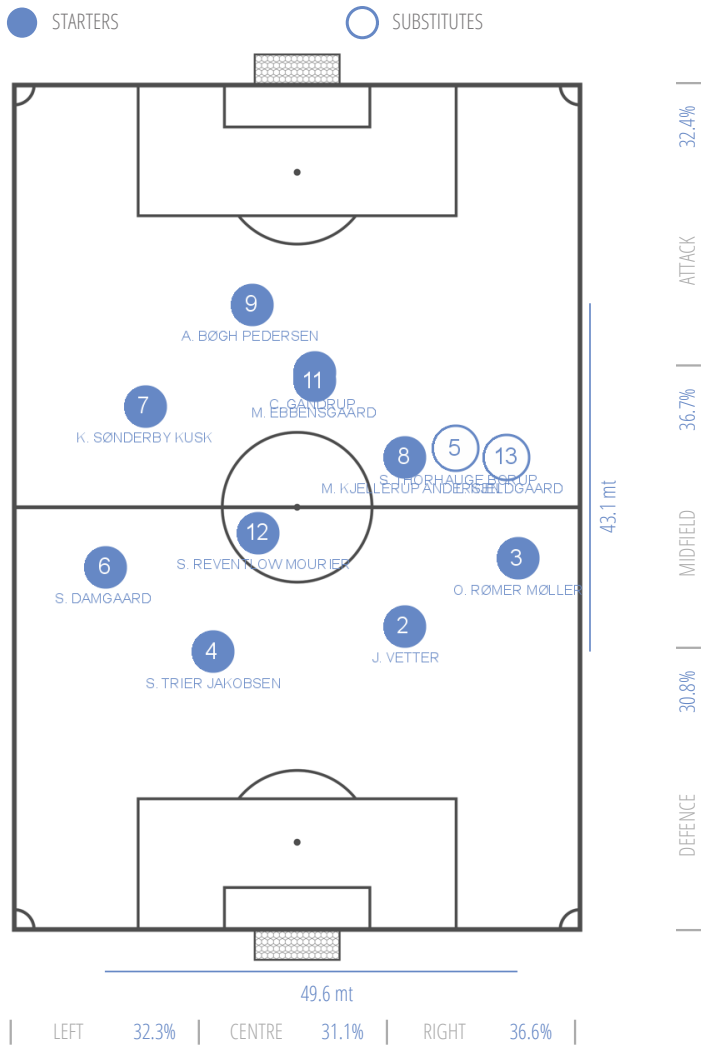
4-2-3-1  
Used from 55' >> 68'



4-4-1  
Used from 68' >> 93'

VIBORG U19

AVERAGE POSITIONS

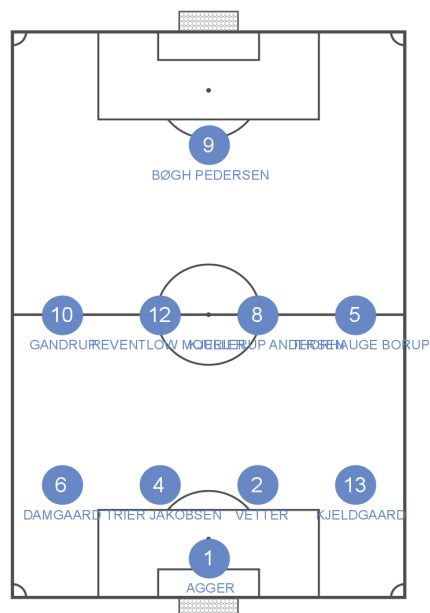


PLAYERS

2	DEF	J. Vetter
10	MID	C. Gandrup
11		M. Ebbensgaard
9		A. Bøgh Pedersen
7		K. Sønderby Kusk
8		M. Kjellerup Andersen
12		S. Reventlow Mourier
3		O. Rømer Møller
6		S. Damgaard
4		S. Trier Jakobsen
13		L. Kjeldgaard
5		S. Thorhauge Borup



4-3-1-2  
Used from 0' >> 92'



4-4-1  
Used from 92' >> 93'



NÆSBY U19



VIBORG U19

	1 HALF	2 HALF	TOTAL	1 HALF	2 HALF	TOTAL
<b>GENERALS</b>						
BALL POSSESSION	19 min	13 min	32 min	14 min	17 min	31 min
AVERAGE POSITION	41.6 mt	52.9 mt	47.25 mt	58.7 mt	50 mt	54.35 mt
CORNERS	1	1	2	5	1	6
FREE KICK CROSS	1	2	3	0	1	1
FREE KICK SHOT	0	1	1	0	1	1
FOULS	5	13	18	7	8	15
OFFSIDES	0	1	1	2	2	4

<b>CONSTRUCTION</b>						
PASSES (% ACCURATE)	235 (86%)	142 (73.9%)	377 (81.4%)	175 (78.3%)	185 (78.4%)	360 (78.3%)
- Final Third Entries (% Accurate)	37 (75.7%)	52 (75%)	89 (75.3%)	46 (69.6%)	40 (60%)	86 (65.1%)
- Other (% Accurate)	198 (87.9%)	90 (73.3%)	288 (83.3%)	129 (81.4%)	145 (83.4%)	274 (82.5%)
LONG PASSES (% ACCURATE)	28 (57.1%)	25 (32%)	53 (45.3%)	26 (69.2%)	28 (64.3%)	54 (66.7%)
THROUGH PASSES (% ACCURATE)	2 (50%)	4 (25%)	6 (33.3%)	8 (25%)	12 (33.3%)	20 (30%)
COUNTERATTACKS	0	2	2	2	1	3
ACTIONS STARTED BY GOALKEEPER	27	23	50	15	17	32
- Long pass	2	15	17	4	2	6
- LOW	25	8	33	11	15	26
-- % Right	16%	37.5%	21.2%	18.2%	20%	19.2%
-- % Left	60%	37.5%	54.5%	0%	53.3%	30.8%
-- % Center	16%	12.5%	15.2%	63.6%	20%	38.5%
-- % Failed	8%	12.5%	9.1%	18.2%	6.7%	11.5%



NÆSBY U19



VIBORG U19

	1 HALF	2 HALF	TOTAL	1 HALF	2 HALF	TOTAL
<b>ATTACKING PLAY</b>						
OPPORTUNITY (% SUCCESSFUL)	2 (0%)	1 (0%)	3 (0%)	8 (0%)	3 (0%)	11 (0%)
SHOTS	4	1	5	12	3	15
Shot from outside of penalty area	1	0	1	2	3	5
Shot from inside of penalty area	3	1	4	10	0	10
ACTIONS FINALIZATION	7	7	14	14	12	26
- Shot from outside of penalty area	1	0	1	2	3	5
- CROSSES	2	2	4	5	1	6
-- From left (%)	2 (100%)	1 (50%)	3 (75%)	1 (20%)	0	1 (16.7%)
-- From right (%)	0	1 (50%)	1 (25%)	4 (80%)	1 (100%)	5 (83.3%)
- Build-Up play	3	4	7	6	3	9
- Long ball	1	1	2	1	5	6
<b>DEFENSIVE</b>						
SAVES	1	1	2	1	1	2
CLEARANCES	8	6	14	2	2	4
- Low	0	0	0	0	0	0
- High	8	6	14	2	2	4
BALL RECOVERY	42	46	88	53	39	92
- End action	17	20	37	18	14	32
- Real recovery	12	8	20	15	10	25
- Temporary recovery	13	18	31	20	15	35
FINAL THIRD ENTRIES	42	40	82	41	45	86
FOULS NEAR THE BOX	1	0	1	1	0	1

TERRITORIAL COVERAGE



NÆSBY U19

VIBORG U19



● FIRST HALF

○ SECOND HALF

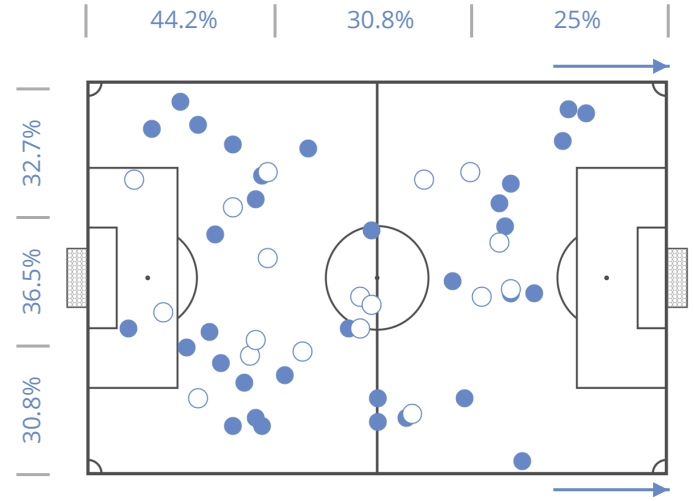
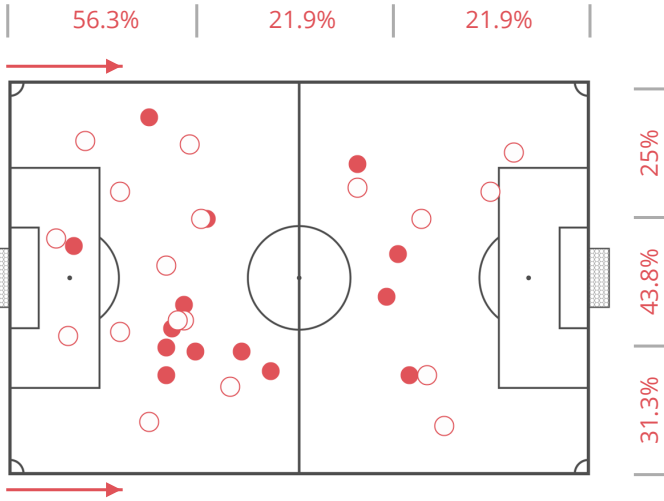
● FIRST HALF

○ SECOND HALF

32

BALL POSSESSION RECOVERY

52



BEST PLAYERS

M. Damsbo (90')	10
K. Lehm (90')	4
K. Petersen (90')	4
R. Espersen (85')	3
M. De Claville Bertelsen (90')	2

WORST PLAYERS

O. Nielsen (90')	1
J. Hansen (35')	1
J. Pedersen (23')	1
M. De Claville Bertelsen (90')	2
T. Larsen (90')	2

BEST PLAYERS

J. Vetter (90')	10
S. Reventlow Mourier (90')	8
K. Sønderby Kusk (65')	7
M. Kjellerup Andersen (90')	6
S. Damgaard (90')	6

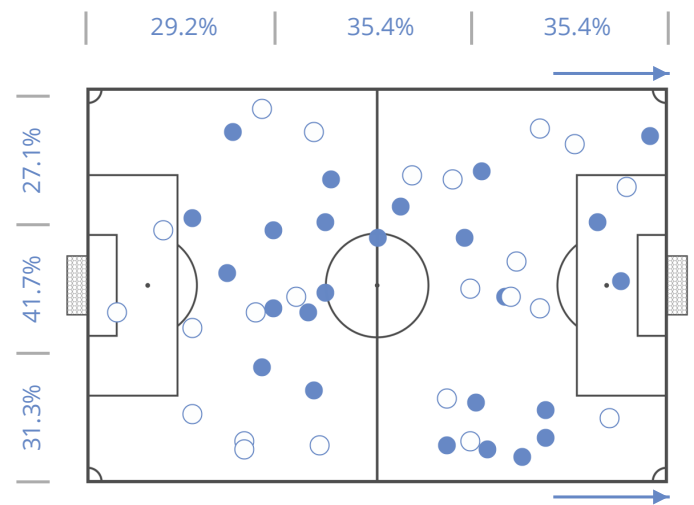
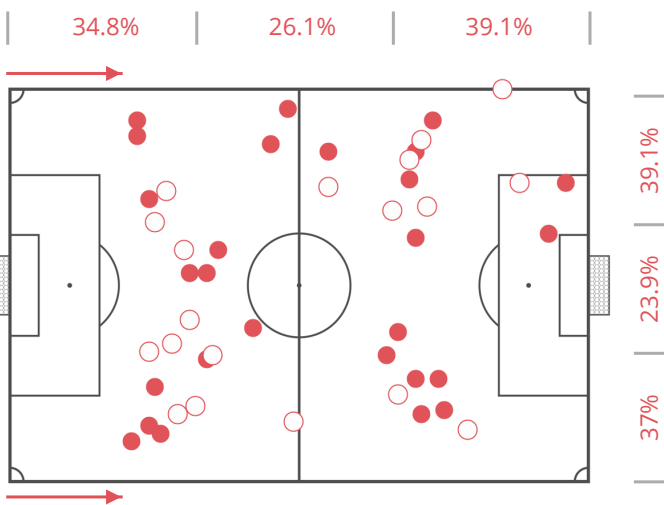
WORST PLAYERS

M. Ebbensgaard (90')	1
L. Kjeldgaard (5')	1
A. Bøgh Pedersen (90')	2
S. Trier Jakobsen (90')	2
O. Rømer Møller (85')	4

46

BALL POSSESSION LOSS

48



BEST PLAYERS

M. Dongsted (67')	1
J. Hansen (35')	2
R. Espersen (85')	3
T. Larsen (90')	4
M. De Claville Bertelsen (90')	5

WORST PLAYERS

K. Petersen (90')	8
K. Lehm (90')	7
O. Nielsen (90')	6
M. De Claville Bertelsen (90')	5
R. Rasmussen (67')	5

BEST PLAYERS

S. Reventlow Mourier (90')	1
A. Bøgh Pedersen (90')	2
M. Ebbensgaard (90')	2
M. Kjellerup Andersen (90')	2
K. Sønderby Kusk (65')	2

WORST PLAYERS

C. Gandrup (90')	11
J. Vetter (90')	8
S. Damgaard (90')	6
O. Rømer Møller (85')	6
S. Trier Jakobsen (90')	5

TERRITORIAL COVERAGE



NÆSBY U19

VIBORG U19



● FIRST HALF

○ SECOND HALF

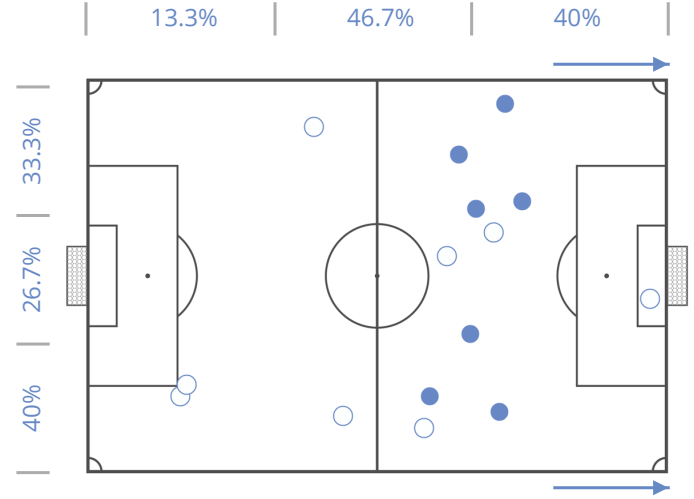
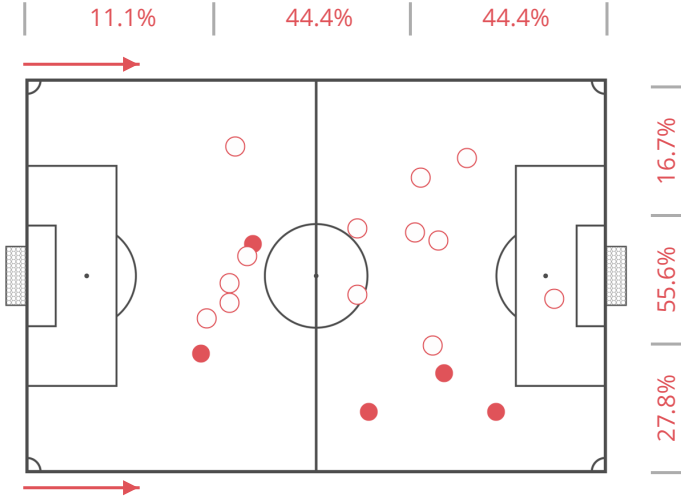
● FIRST HALF

○ SECOND HALF

18

FOULS COMMITTED

15



WORST PLAYERS

K. Petersen (90')	6
M. Damsbo (90')	4
R. Rasmussen (67')	4
T. Larsen (90')	2
E. Olsen (55')	1

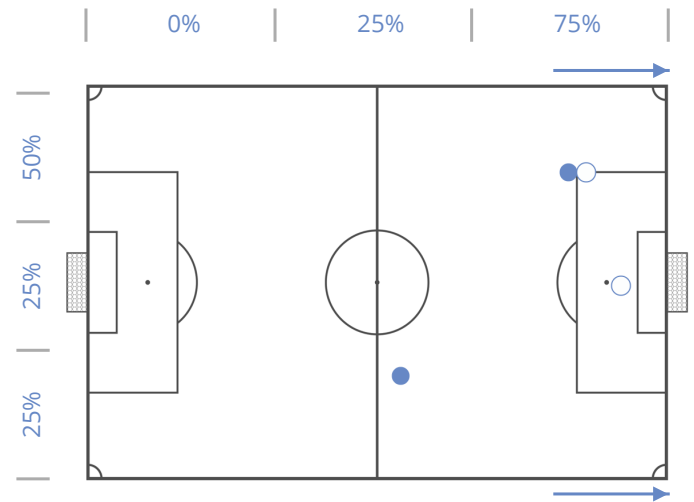
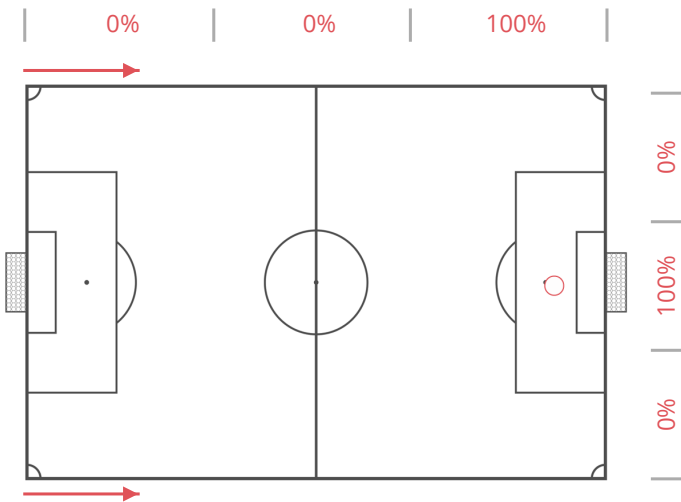
WORST PLAYERS

J. Vetter (90')	4
C. Gandrup (90')	3
M. Kjellerup Andersen (90')	3
S. Damgaard (90')	3
M. Ebbensgaard (90')	2

1

OFFSIDES

4



WORST PLAYERS

R. Rasmussen (67')	1
--------------------	---

WORST PLAYERS

A. Bøgh Pedersen (90')	3
M. Ebbensgaard (90')	1

TERRITORIAL COVERAGE



NÆSBY U19

VIBORG U19



● FIRST HALF

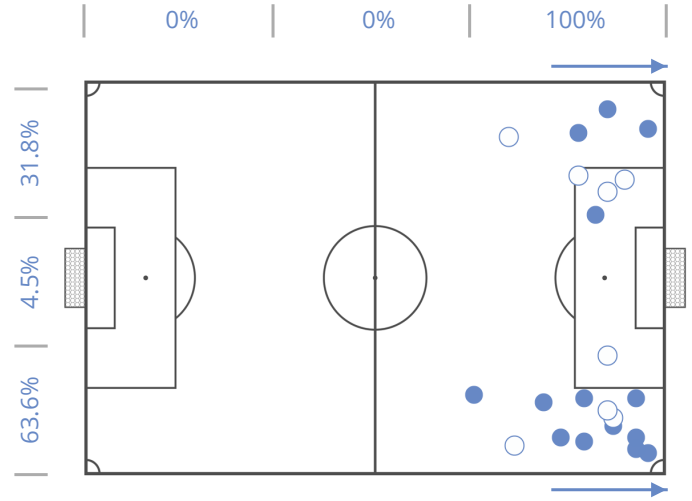
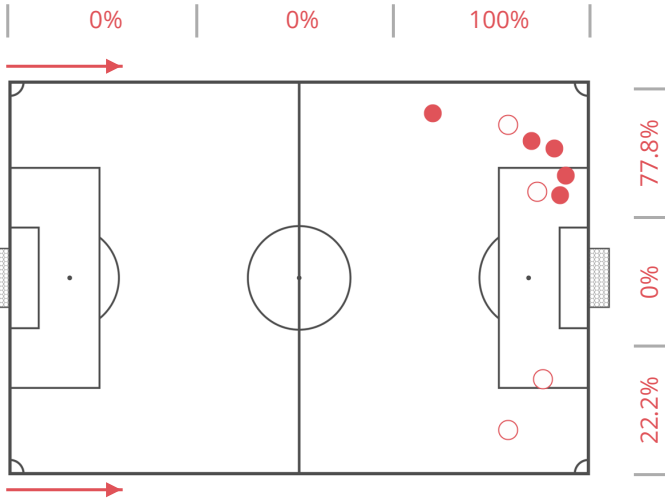
○ SECOND HALF

● FIRST HALF

○ SECOND HALF

9 CROSSES

22



BEST PLAYERS

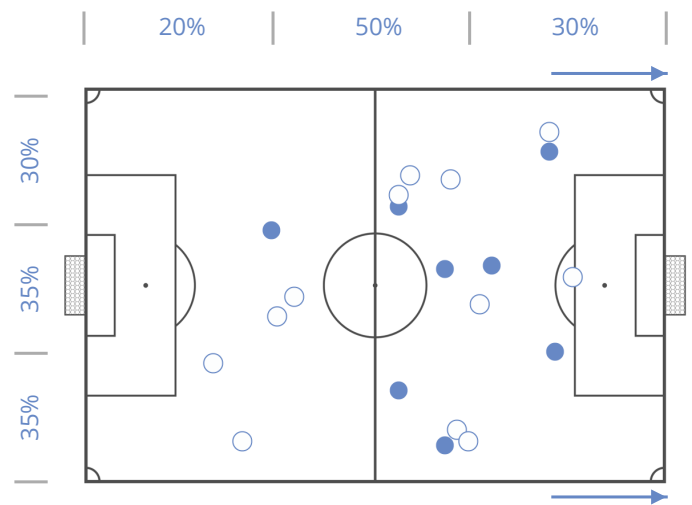
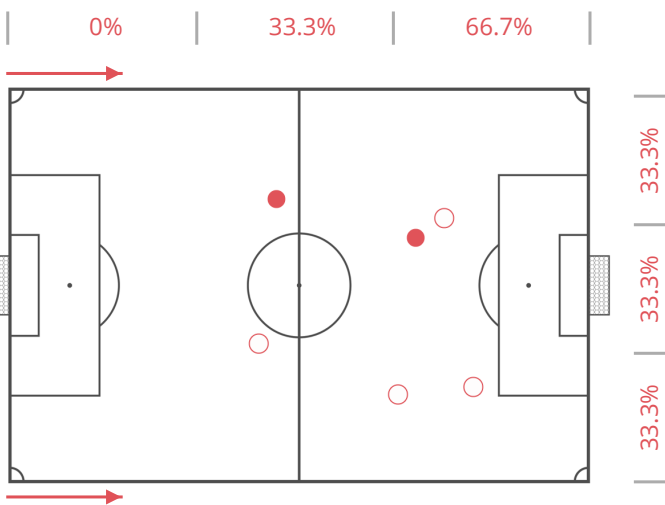
T. Larsen (90')	3
K. Lehm (90')	2
M. De Claville Bertelsen (90')	2
O. Nielsen (90')	1
R. Rasmussen (67')	1

BEST PLAYERS

A. Bøgh Pedersen (90')	6
M. Kjellerup Andersen (90')	5
C. Gandrup (90')	3
M. Ebbensgaard (90')	3
O. Rømer Møller (85')	2

6 THROUGH PASSES

20



BEST PLAYERS

M. De Claville Bertelsen (90')	2
K. Petersen (90')	1
O. Nielsen (90')	1
T. Larsen (90')	1
E. Olsen (55')	1

BEST PLAYERS

C. Gandrup (90')	5
J. Vetter (90')	4
A. Bøgh Pedersen (90')	3
S. Trier Jakobsen (90')	2
M. Ebbensgaard (90')	1



DUELS

● FIRST HALF

○ SECOND HALF



NÆSBY U19

VIBORG U19



● WON

● NEUT.

● LOST

● WON

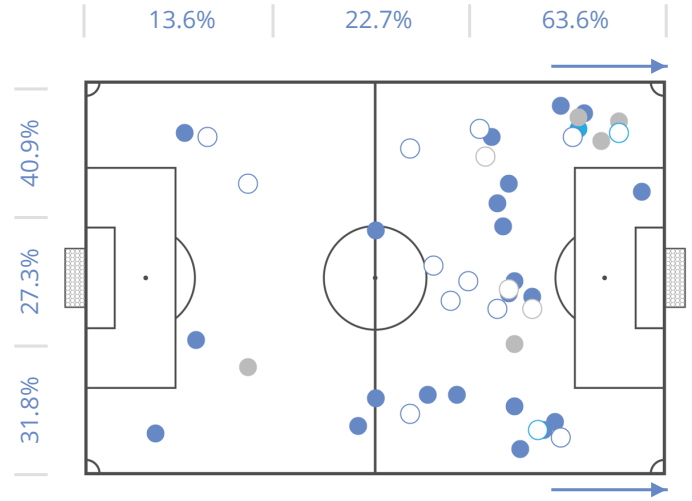
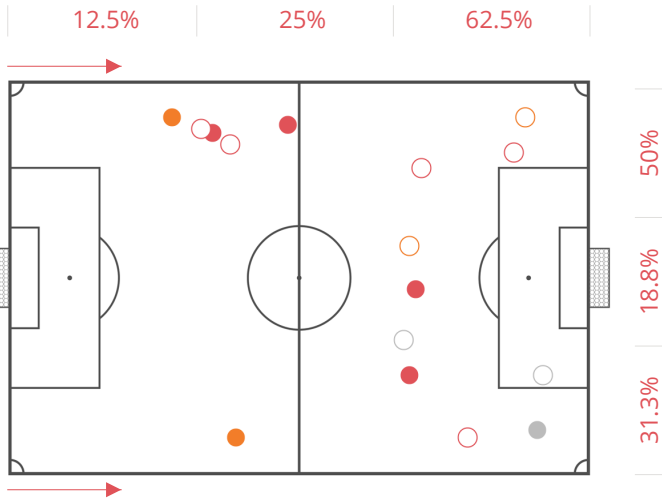
● NEUT.

● LOST

16

1 VS 1 DRIBBLING

44



BEST PLAYERS

	DUELS	WON	NEUT.	LOST
M. De Claville Bertelsen (90')	7	3	3	1
O. Nielsen (90')	4	2	1	1
K. Lehm (90')	3	3	0	0
R. Espersen (85')	1	1	0	0
E. Olsen (55')	1	0	0	1

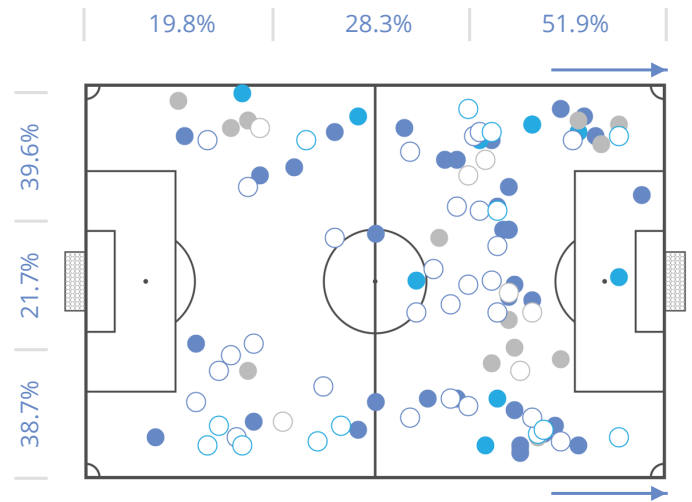
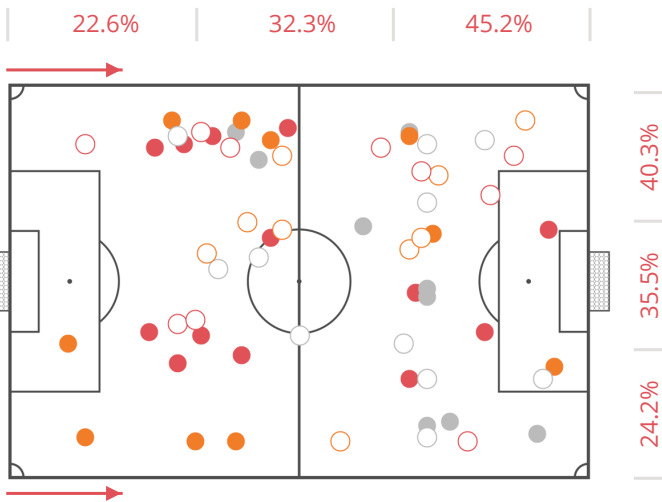
BEST PLAYERS

	DUELS	WON	NEUT.	LOST
C. Gandrup (90')	12	9	0	3
K. Sønderby Kusk (65')	6	3	0	3
M. Kjellerup Andersen (90')	5	3	0	2
M. Ebbensgaard (90')	4	2	2	0
S. Damgaard (90')	4	4	0	0

82

ATTACKING DUELS

111



BEST PLAYERS

	DUELS	WON	NEUT.	LOST
M. De Claville Bertelsen (90')	15	3	8	4
O. Nielsen (90')	10	5	2	3
E. Olsen (55')	9	2	3	4
K. Petersen (90')	7	3	1	3
M. Dongsted (67')	6	0	2	4

BEST PLAYERS

	DUELS	WON	NEUT.	LOST
C. Gandrup (90')	25	16	3	6
M. Ebbensgaard (90')	17	7	7	3
K. Sønderby Kusk (65')	12	5	3	4
M. Kjellerup Andersen (90')	11	5	3	3
S. Damgaard (90')	9	4	1	4

DUELS

● FIRST HALF

○ SECOND HALF



NÆSBY U19

VIBORG U19



● WON

○ NEUT.

● LOST

● WON

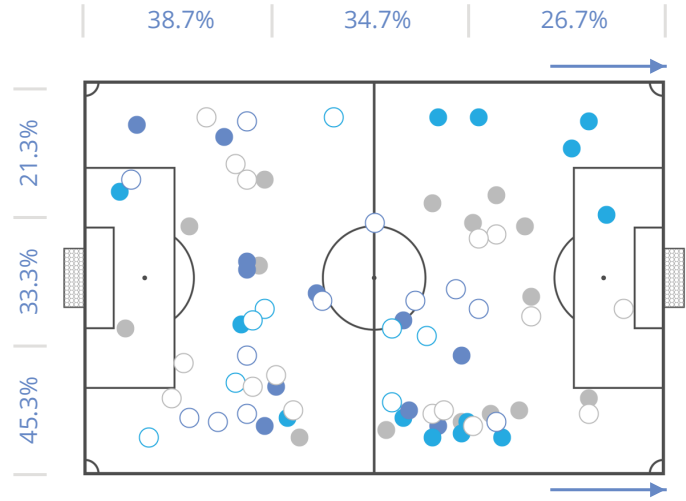
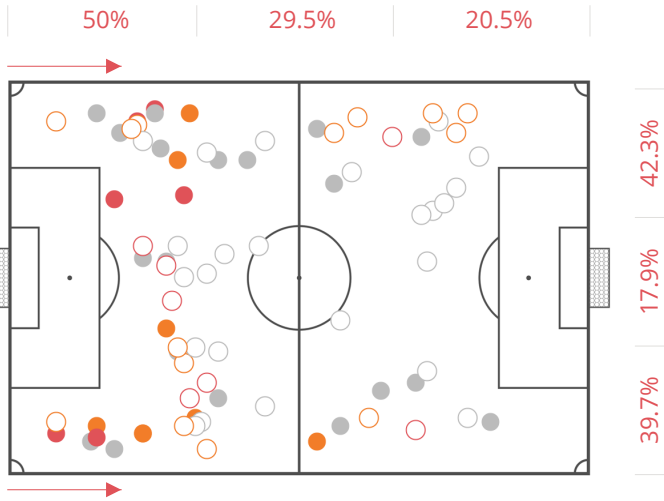
○ NEUT.

● LOST

111

DEFENSIVE DUELS

82



BEST PLAYERS

DUELS WON NEUT. LOST

K. Petersen (90')	18	1	2	15
K. Lehm (90')	9	2	5	2
O. Nielsen (90')	9	0	3	6
R. Espersen (85')	8	2	3	3
R. Rasmussen (67')	8	3	1	4

BEST PLAYERS

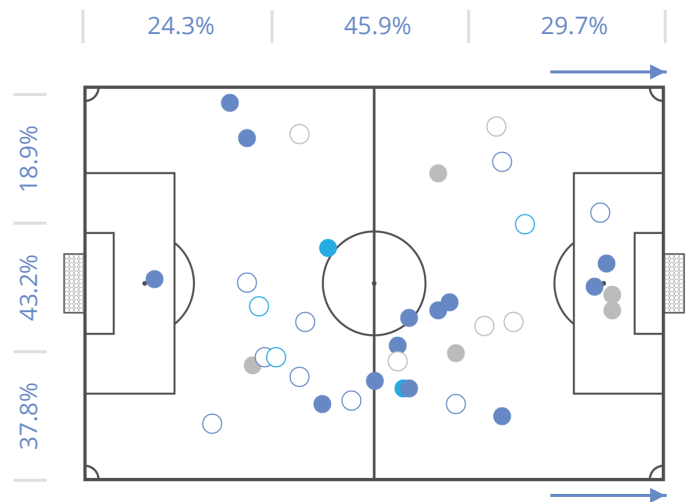
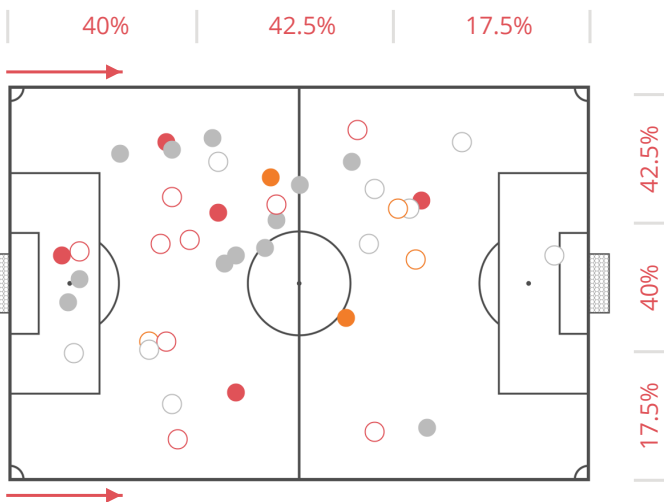
DUELS WON NEUT. LOST

J. Vetter (90')	16	7	5	4
M. Kjellerup Andersen (90')	12	2	3	7
S. Reventlow Mourier (90')	11	4	4	3
C. Gandrup (90')	10	1	1	8
O. Rømer Møller (85')	8	3	3	2

47

AERIAL DUELS

47



BEST PLAYERS

DUELS WON NEUT. LOST

R. Rasmussen (67')	8	1	0	7
M. De Claville Bertelsen (90')	6	1	1	4
M. Damsbo (90')	5	1	0	4
R. Espersen (85')	4	2	0	2
J. Pedersen (23')	4	1	2	1

BEST PLAYERS

DUELS WON NEUT. LOST

A. Bøgh Pedersen (90')	6	6	0	0
M. Ebbensgaard (90')	5	3	0	2
M. Kjellerup Andersen (90')	5	2	2	1
C. Gandrup (90')	4	1	1	2
S. Reventlow Mourier (90')	4	3	1	0

DUELS GRID

VIBORG U19

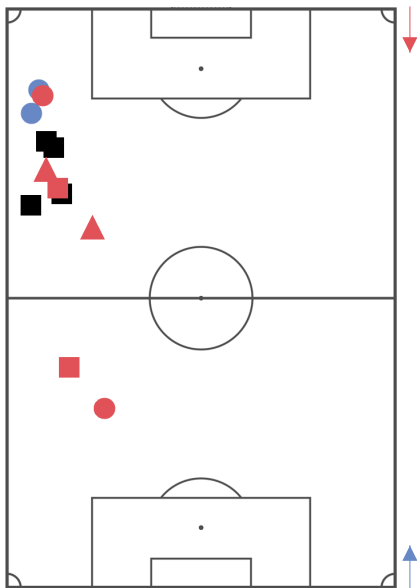
NÆSBY U19

	1. R. Agger	2. J. Vetter	10. C. Gandrup	11. M. Ebbensgaard	9. A. Bøgh Pedersen	7. K. Sønderby Kusk	8. M. Kjellerup Andersen	12. S. Reventlow Mourier	3. O. Rømer Møller	6. S. Damgaard	4. S. Trier Jakobsen	13. L. Kjeldgaard	5. S. Thorhauge Borup
1. J. Gadkjær		1											
13. R. Espersen					2	12	1	1					
14. R. Rasmussen		4	5	6	1	1	3	1	1	1			
4. M. Damsbo			1	5	4					1			
2. K. Lehm			3	2			4		1			1	2
9. M. Dongsted		3			1			2		3	2		
3. E. Olsen		2	1			4		1	1	4	1		
10. M. De Claville Bertelsen		6		1			6	3	5		2	1	1
7. T. Larsen		2	4	1				2	1	2	1		1
11. O. Nielsen			5	2			2	4	1	2	1		
8. K. Petersen		1	7	5	1	2	7	6		2			2
12. S. Thychosen			1		1								
5. J. Hansen			3	2									
6. J. Pedersen		1		1			1		1	3			3

△ AIR CHALL.     
  GROUND CHALL.     
 ○ DRIBBLES  
● WON BY NÆSBY U19     
 ● WON BY VIBORG U19     
 ● NEUTRAL DUELS

**12** R. Espersen  
K. Sønderby Kusk

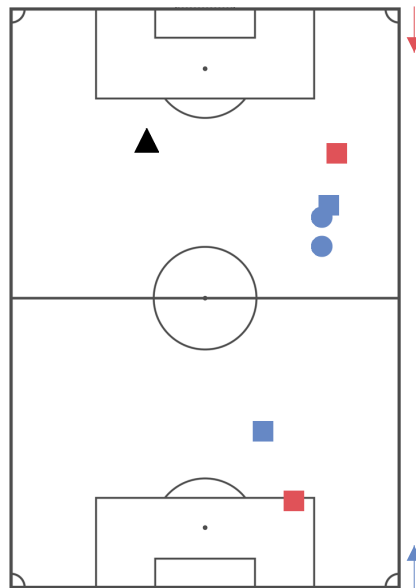
NÆSBY U19



VIBORG U19

**7** K. Petersen  
M. Kjellerup Andersen

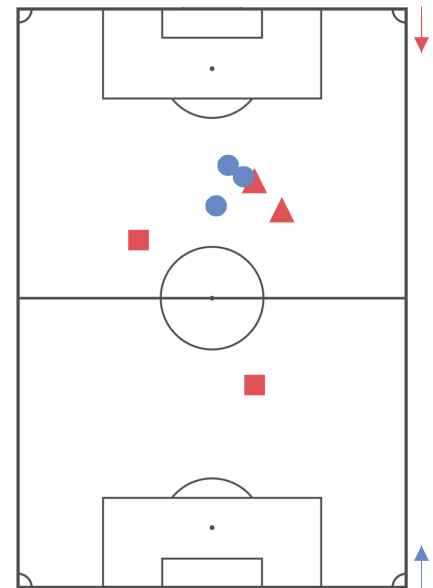
NÆSBY U19



VIBORG U19

**7** K. Petersen  
C. Gandrup

NÆSBY U19

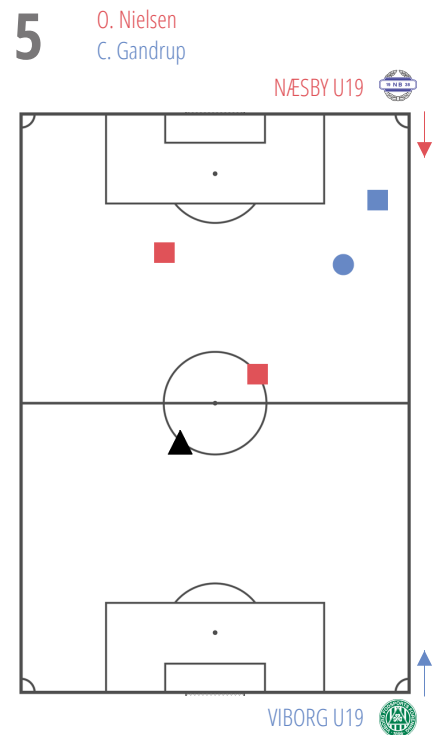
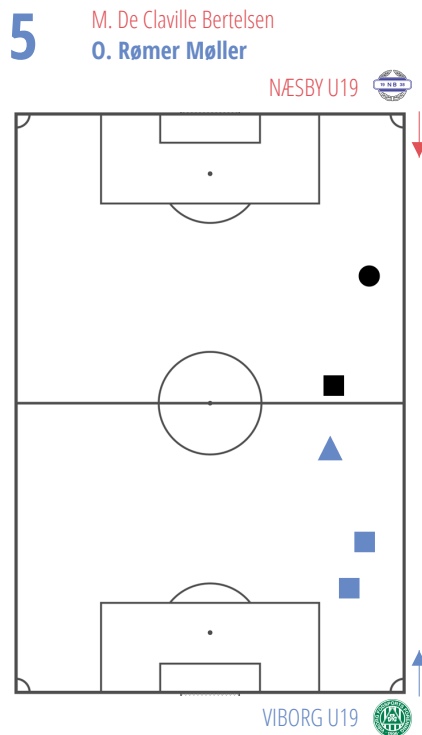
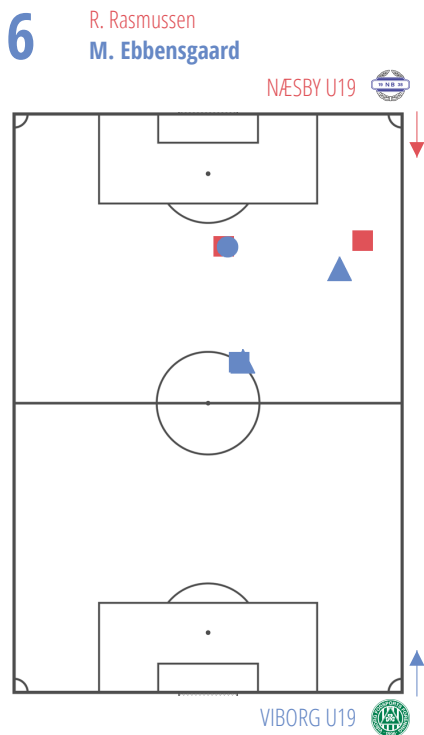
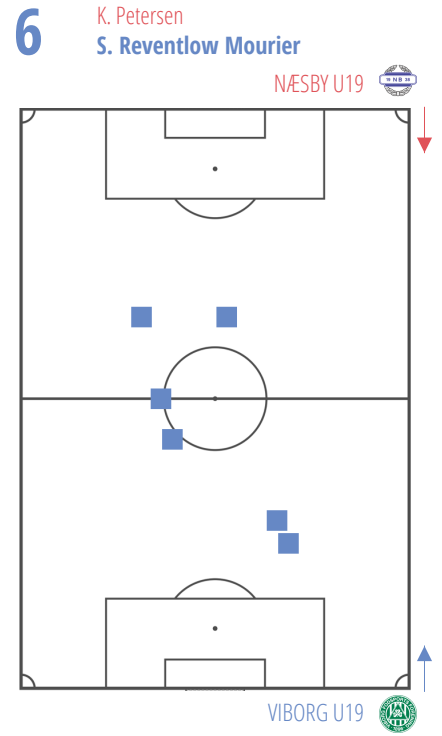
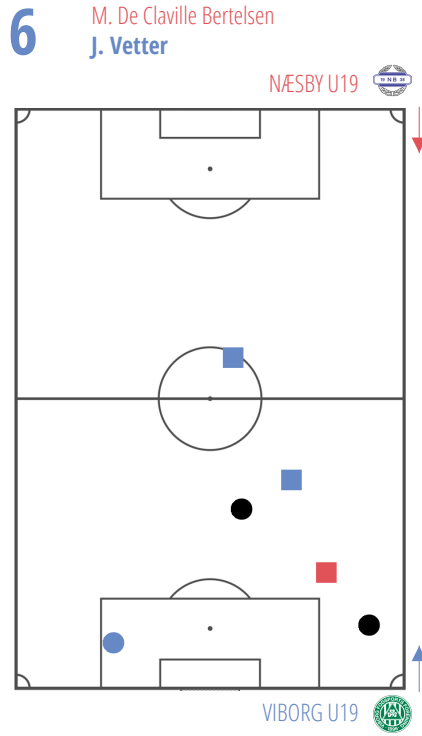
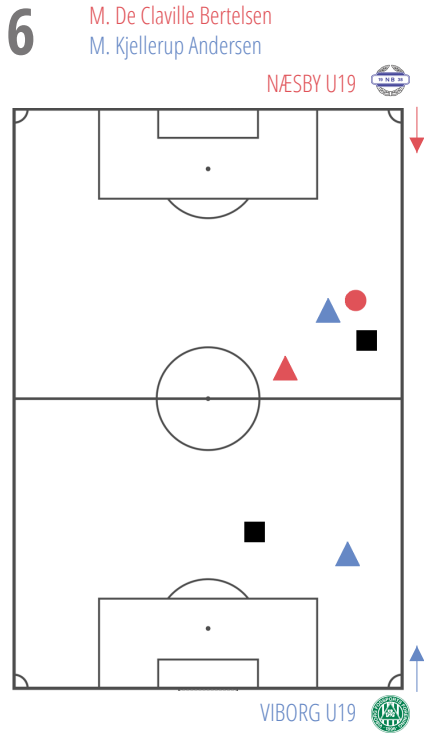


VIBORG U19

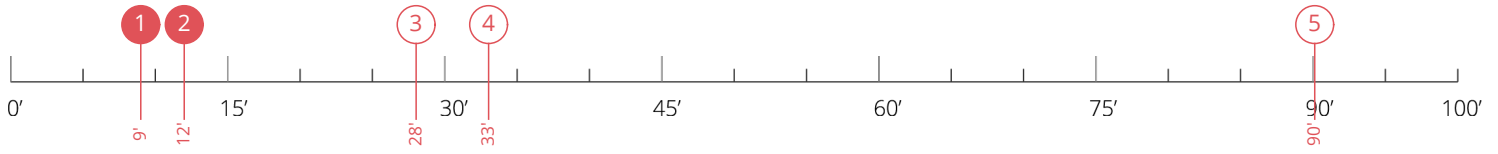
DUELS GRID

● WON BY NÆSBY U19     
 △ AIR CHALL.     
  GROUND CHALL.     
 ○ DRIBBLES

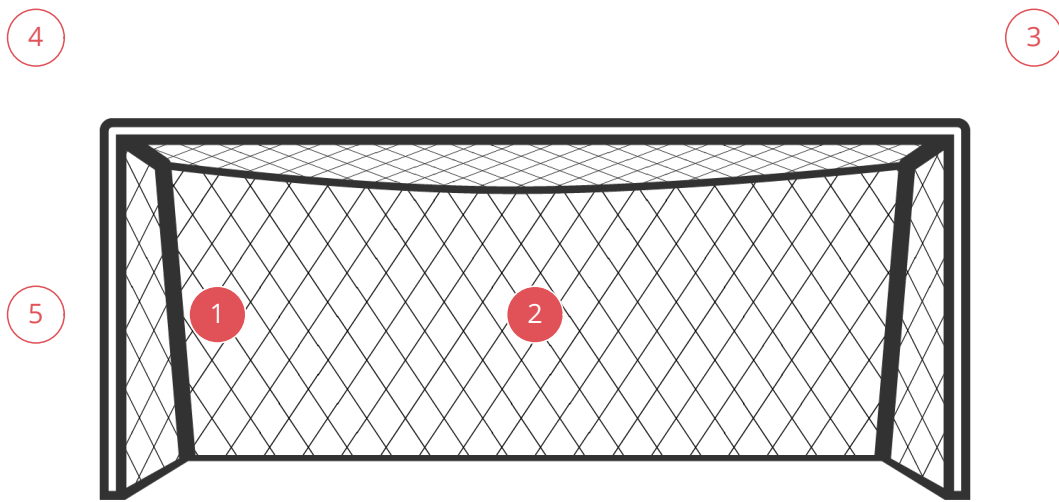
● WON BY VIBORG U19     
 ● NEUTRAL DUELS



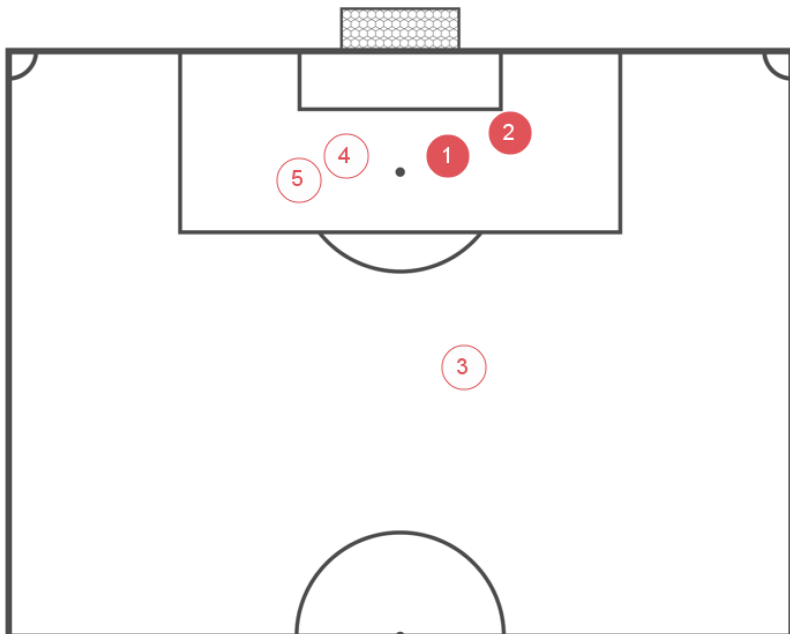
NÆSBY U19: GOALS AND STRIKES



5 SHOTS      2 ON TARGET      0 BLOCKED      0 GOALS



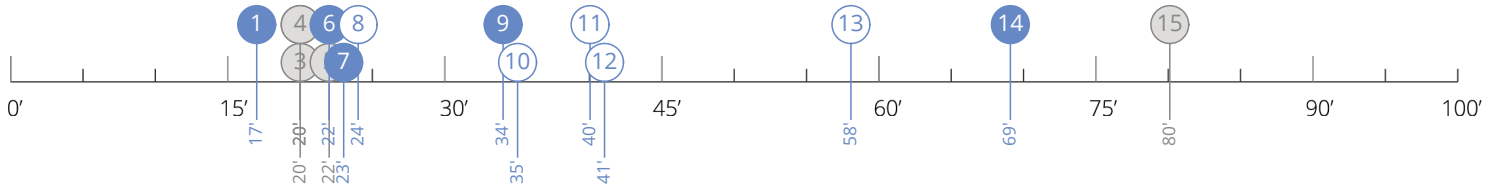
● ON TARGET      ○ OUT OF TARGET      ○ BLOCKED      ● GOAL



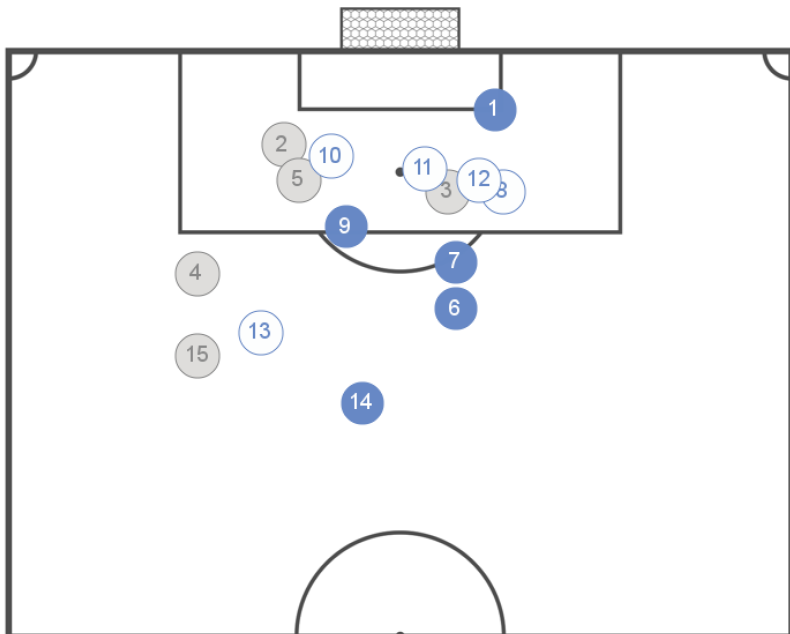
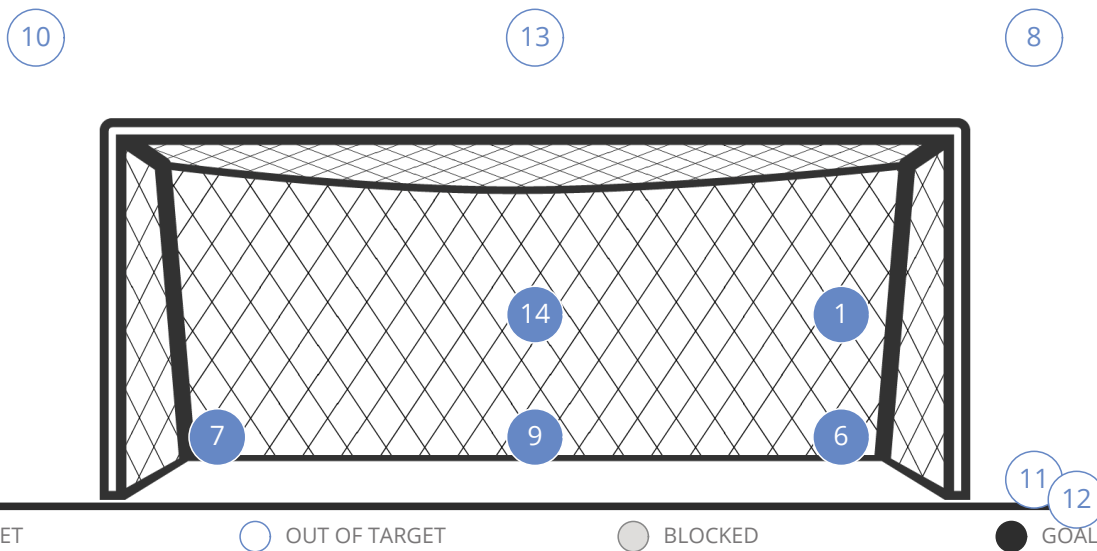
PLAYERS

	PLAYERS	FOOT
1	E. Olsen	Right
2	E. Olsen	Right
3	R. Espersen	Right
4	M. Damsbo	Heading
5	J. Hansen	Left

VIBORG U19: GOALS AND STRIKES



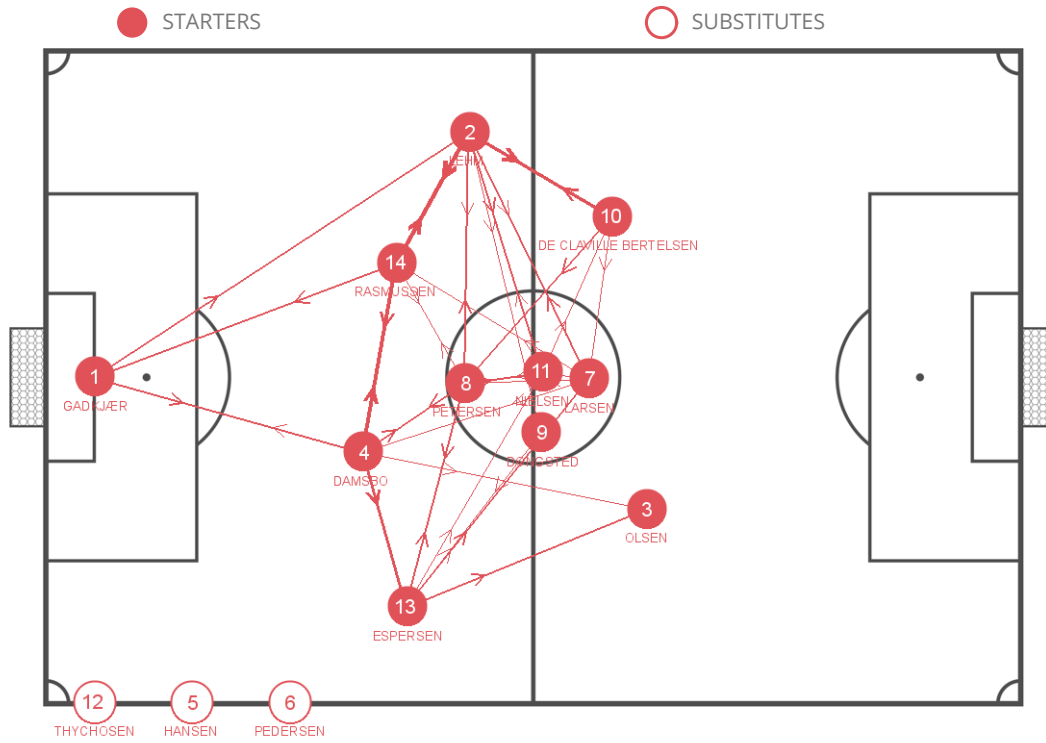
<b>15</b> SHOTS	<b>5</b> ON TARGET	<b>5</b> BLOCKED	<b>0</b> GOALS
--------------------	-----------------------	---------------------	-------------------



PLAYERS

PLAYERS	FOOT
1 S. Damgaard	Right
2 C. Gandrup	Left
3 J. Vetter	Heading
4 K. Sønderby Kusk	Right
5 K. Sønderby Kusk	Right
6 A. Bøgh Pedersen	Left
7 C. Gandrup	Right
8 M. Ebbensgaard	Right
9 M. Ebbensgaard	Left
10 A. Bøgh Pedersen	Heading
11 A. Bøgh Pedersen	Heading
12 M. Ebbensgaard	Heading
13 C. Gandrup	Left
14 M. Kjellerup Andersen	Right
15 A. Bøgh Pedersen	Right

NÆSBY U19: PASSES



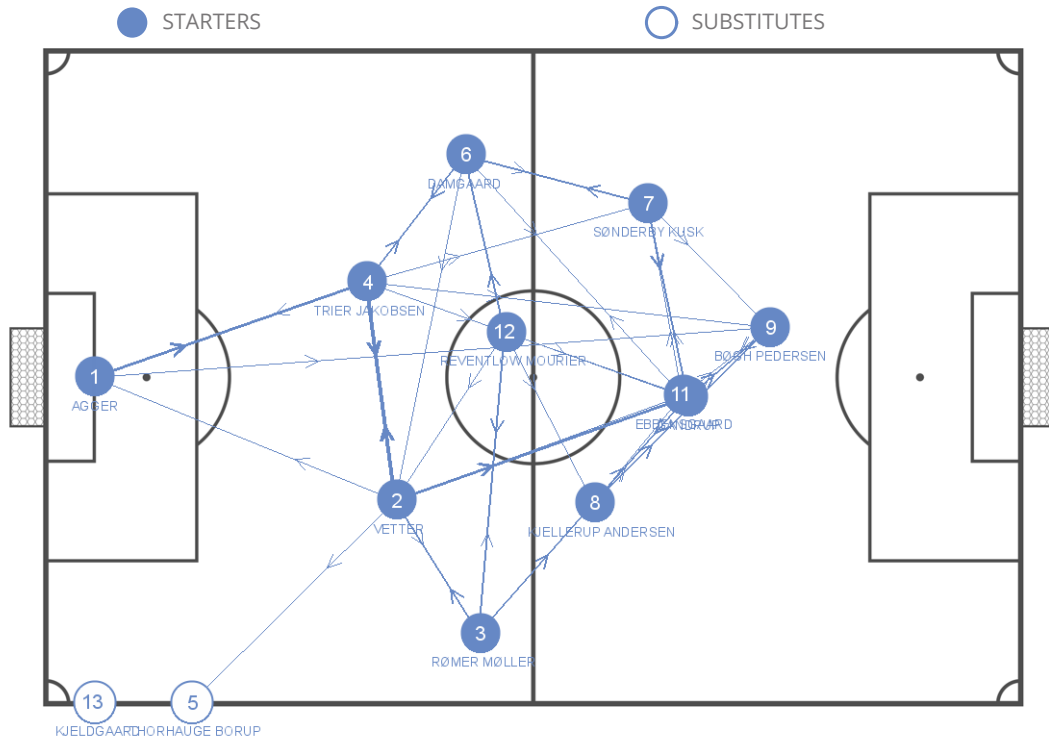
	1. J. Gadkjær	13. R. Espersen	14. R. Rasmussen	4. M. Damsbo	2. K. Lehm	9. M. Dongsted	3. E. Olsen	10. M. De Claville Bertelsen	7. T. Larsen	11. O. Nielsen	8. K. Petersen	12. S. Thychoesen	5. J. Hansen	6. J. Pedersen
1. J. Gadkjær		2 (1)	2	5	6 (1)		1 (1)	1 (1)		1	2		1	
13. R. Espersen	1			1		3	5	1	7 (1)	4	7			
14. R. Rasmussen	5			9	12		1 (1)	1		1	4			
4. M. Damsbo	4	8	11 (1)		2	1	3 (3)		2	2	5		2	1
2. K. Lehm			14			3 (1)	2 (2)	10 (2)	3 (1)	5	3			
9. M. Dongsted		3			1			1	1		1			
3. E. Olsen		2				1			2	1				
10. M. De Claville Bertelsen			2	1	8 (1)		1		3	2	5			1
7. T. Larsen	1	2	3	3	6	1	2			2	3		1	1
11. O. Nielsen		2	1	1	3		1 (1)	4	4		3			1 (1)
8. K. Petersen	1	6 (1)	3	6	5		1	2	2	7 (1)		1	2	1
12. S. Thychoesen														
5. J. Hansen	2			1	2			1 (1)						
6. J. Pedersen								1	1	1	1		1	

PASSES RECEIVED BY THE PLAYER

PASSES MADE BY THE PLAYER

(\*) HIGH PASSES

VIBORG U19: PASSES



	1. R. Agger	2. J. Vetter	10. C. Gandrup	11. M. Ebbensgaard	9. A. Bøgh Pedersen	7. K. Sønderby Kusk	8. M. Kjellerup Andersen	12. S. Reventlow Mourier	3. O. Rømer Møller	6. S. Damgaard	4. S. Trier Jakobsen	13. L. Kjeldgaard	5. S. Thorhauge Borup
1. R. Agger	2	1 (1)		3 (3)	1 (1)	1	1	2 (1)	1	8			
2. J. Vetter	4	8	4 (4)	2 (2)	2 (2)		1	4		10		4	
10. C. Gandrup			4	5	3	5	1	1	1				1
11. M. Ebbensgaard			5	4	4	1		3					
9. A. Bøgh Pedersen	1	4	4	2		1	2	2	2			1 (1)	
7. K. Sønderby Kusk			5 (1)	3	3	1	2		5	2			
8. M. Kjellerup Andersen		1	3	3 (1)	6 (1)	1	2	1					1
12. S. Reventlow Mourier	1	3	3	1	1	4 (1)	6	6 (1)	2				
3. O. Rømer Møller	2	7	5 (2)	2 (1)	2 (2)	2	3		1				
6. S. Damgaard	1	3	2 (2)	3 (2)	1	3	2	1		5			1 (1)
4. S. Trier Jakobsen	4	11	2 (1)	3 (1)	3 (1)	4 (1)	2	1		7 (1)			
13. L. Kjeldgaard												1	
5. S. Thorhauge Borup			1				2	1				1	

PASSES RECEIVED BY THE PLAYER

PASSES MADE BY THE PLAYER

(\*) HIGH PASSES



NÆSBY U19: PLAYER EVENTS

		MINUTES PLAYED	GOALS / GOALS ON PENALTY	ASSISTS	TOUCHES	SHOTS / ON TARGET	FOULS COMM. / CONCEDED	YELLOW CARDS / RED CARDS	OFFSIDES	FREE K. SHOTS / ON TARGET	FREE K. CROSS / ACCURATE	CORNERS / ACCURATE	THROW INS / ACCURATE
1	J. Gadkjær	90	0/0	0	29	0/0	0/1	0/0	0	0/0	0/0	0/0	0/0
13	R. Espersen	85	0/0	0	37	1/0	0/0	0/0	0	0/0	0/0	0/0	12/9
14	R. Rasmussen	67	0/0	0	50	0/0	4/2	2/0	1	0/0	0/0	0/0	1/1
4	M. Damsbo	90	0/0	0	50	1/0	4/1	0/0	0	0/0	0/0	0/0	0/0
2	K. Lehm	90	0/0	0	56	0/0	0/2	0/0	0	0/0	0/0	0/0	14/13
9	M. Dongsted	67	0/0	0	12	0/0	0/1	0/0	0	0/0	0/0	0/0	0/0
3	E. Olsen	55	0/0	0	15	2/2	1/1	0/0	0	0/0	0/0	0/0	0/0
10	M. De Claville Bertelsen	90	0/0	0	36	0/0	0/1	0/0	0	1/1	1/1	2/2	0/0
7	T. Larsen	90	0/0	0	39	0/0	2/1	0/0	0	0/0	2/1	0/0	0/0
11	O. Nielsen	90	0/0	0	34	0/0	0/2	0/0	0	0/0	0/0	0/0	0/0
8	K. Petersen	90	0/0	0	51	0/0	6/2	0/0	0	0/0	0/0	0/0	0/0
12	S. Thychozen	5	0/0	0	0	0/0	0/0	0/0	0	0/0	0/0	0/0	0/0
5	J. Hansen	35	0/0	0	9	1/0	0/0	0/0	0	0/0	0/0	0/0	0/0
6	J. Pedersen	23	0/0	0	7	0/0	1/1	0/0	0	0/0	0/0	0/0	0/0

		DUELS / WON	GROUND CHALL. / WON	AIR CHALL. / WON	ATTACKING CHALL.	DEFENDING CHALL.	DRIBBLES	TACKLES	DEFENDING 1V1	RECOVERED IN OPP. HALF	LOSSES IN OPP. HALF
1	J. Gadkjær	2/2	2/2	0/0	1	0	0	0	0	0	0
13	R. Espersen	16/7	12/5	4/2	1	8	1	1	5	2	0
14	R. Rasmussen	26/8	18/7	8/1	5	8	0	4	1	0	2
4	M. Damsbo	15/4	10/3	5/1	1	6	0	2	3	0	0
2	K. Lehm	16/7	13/5	3/2	3	9	3	3	3	1	5
9	M. Dongsted	12/5	11/4	1/1	6	1	0	0	0	0	0
3	E. Olsen	15/3	14/3	1/0	9	2	1	0	1	2	3
10	M. De Claville Bertelsen	34/6	28/5	6/1	15	5	7	0	1	2	5
7	T. Larsen	15/7	15/7	0/0	3	4	0	0	1	0	1
11	O. Nielsen	22/7	20/6	2/1	10	9	4	0	3	1	5
8	K. Petersen	36/10	33/8	3/2	7	18	0	0	9	2	1
12	S. Thychozen	3/0	2/0	1/0	0	1	0	0	0	0	0
5	J. Hansen	6/4	4/2	2/2	0	4	0	0	2	0	0
6	J. Pedersen	13/3	9/2	4/1	2	3	0	0	0	0	0

		PASSES / ACCURATE	% ACCURATE	LONG PASSES / ACCURATE	THROUGH PASSES / ACCURATE	IN THE BOX / ACCURATE	CROSSES / ACCURATE	CROSS FROM BYLINE	CROSS HIGH	CROSS LOW	CROSS BLOCKED
1	J. Gadkjær	27/20	75	10/4	0/0	0/0	0/0	0	0	0	0
13	R. Espersen	32/30	94	1/1	0/0	0/0	0/0	0	0	0	0
14	R. Rasmussen	41/34	83	6/1	0/0	1/0	1/0	1	0	1	0
4	M. Damsbo	45/42	94	5/4	0/0	0/0	0/0	0	0	0	0
2	K. Lehm	54/42	78	13/6	0/0	1/0	2/1	1	2	0	0
9	M. Dongsted	10/8	80	1/0	0/0	0/0	0/0	0	0	0	0
3	E. Olsen	9/5	56	0/0	1/0	0/0	0/0	0	0	0	0
10	M. De Claville Bertelsen	32/25	79	4/1	2/1	2/1	2/1	2	1	1	0
7	T. Larsen	34/28	83	2/1	1/1	1/0	3/1	1	3	0	0
11	O. Nielsen	30/21	70	3/2	1/0	0/0	1/0	0	1	0	0
8	K. Petersen	46/38	83	6/3	1/0	0/0	0/0	0	0	0	0
12	S. Thychozen	0/0	0	0/0	0/0	0/0	0/0	0	0	0	0
5	J. Hansen	8/6	75	2/1	0/0	0/0	0/0	0	0	0	0
6	J. Pedersen	6/5	84	0/0	0/0	0/0	0/0	0	0	0	0

VIBORG U19: PLAYER EVENTS

		MINUTES PLAYED	GOALS / GOALS ON PENALTY	ASSISTS	TOUCHES	SHOTS / ON TARGET	FOULS COMM. / CONCEDED	YELLOW CARDS / RED CARDS	OFFSIDES	FREE K. SHOTS / ON TARGET	FREE K. CROSS / ACCURATE	CORNERS / ACCURATE	THROW INS / ACCURATE
1	R. Agger	90	0 / 0	0	26	0 / 0	0 / 0	0 / 0	0	0 / 0	0 / 0	0 / 0	0 / 0
2	J. Vetter	90	0 / 0	0	63	1 / 0	4 / 1	0 / 0	0	0 / 0	0 / 0	0 / 0	1 / 1
10	C. Gandrup	90	0 / 0	0	38	3 / 1	3 / 3	0 / 0	0	0 / 0	1 / 0	1 / 0	0 / 0
11	M. Ebbensgaard	90	0 / 0	0	24	3 / 1	2 / 3	2 / 0	1	0 / 0	0 / 0	0 / 0	0 / 0
9	A. Bøgh Pedersen	90	0 / 0	0	29	4 / 1	0 / 2	0 / 0	3	1 / 0	0 / 0	4 / 4	0 / 0
7	K. Sønderby Kusk	65	0 / 0	0	30	2 / 0	0 / 0	0 / 0	0	0 / 0	0 / 0	1 / 1	0 / 0
8	M. Kjellerup Andersen	90	0 / 0	0	25	1 / 1	3 / 1	1 / 0	0	0 / 0	0 / 0	0 / 0	0 / 0
12	S. Reventlow Mourier	90	0 / 0	0	36	0 / 0	0 / 5	0 / 0	0	0 / 0	0 / 0	0 / 0	1 / 1
3	O. Rømer Møller	85	0 / 0	0	32	0 / 0	0 / 0	0 / 0	0	0 / 0	0 / 0	0 / 0	14 / 14
6	S. Damgaard	90	0 / 0	0	32	1 / 1	3 / 2	0 / 0	0	0 / 0	0 / 0	0 / 0	9 / 8
4	S. Trier Jakobsen	90	0 / 0	0	51	0 / 0	0 / 0	0 / 0	0	0 / 0	0 / 0	0 / 0	2 / 0
13	L. Kjeldgaard	5	0 / 0	0	2	0 / 0	0 / 0	0 / 0	0	0 / 0	0 / 0	0 / 0	1 / 1
5	S. Thorhauge Borup	25	0 / 0	0	9	0 / 0	0 / 1	0 / 0	0	0 / 0	0 / 0	0 / 0	0 / 0

		DUELS / WON	GROUND CHALL. / WON	AIR CHALL. / WON	ATTACKING CHALL.	DEFENDING CHALL.	DRIBBLES	TACKLES	DEFENDING 1V1	RECOVERED IN OPP. HALF	LOSSES IN OPP. HALF
1	R. Agger	0 / 0	0 / 0	0 / 0	0	0	0	0	0	0	0
2	J. Vetter	26 / 15	23 / 12	3 / 3	4	16	2	1	4	1	1
10	C. Gandrup	43 / 19	39 / 18	4 / 1	25	10	12	1	4	4	9
11	M. Ebbensgaard	29 / 11	24 / 8	5 / 3	17	3	4	2	0	1	2
9	A. Bøgh Pedersen	13 / 11	7 / 5	6 / 6	5	0	1	0	0	2	2
7	K. Sønderby Kusk	26 / 10	23 / 9	3 / 1	12	5	6	0	1	2	0
8	M. Kjellerup Andersen	33 / 12	28 / 10	5 / 2	11	12	5	1	4	1	2
12	S. Reventlow Mourier	28 / 13	24 / 10	4 / 3	8	11	2	2	5	4	0
3	O. Rømer Møller	17 / 9	16 / 8	1 / 1	7	8	3	0	1	1	4
6	S. Damgaard	24 / 9	21 / 8	3 / 1	9	5	4	2	1	2	2
4	S. Trier Jakobsen	10 / 6	8 / 5	2 / 1	3	3	3	1	2	0	1
13	L. Kjeldgaard	2 / 1	2 / 1	0 / 0	1	0	1	0	0	1	0
5	S. Thorhauge Borup	9 / 3	8 / 3	1 / 0	4	2	1	0	0	0	2

		PASSES / ACCURATE	% ACCURATE	LONG PASSES / ACCURATE	THROUGH PASSES / ACCURATE	IN THE BOX / ACCURATE	CROSSES / ACCURATE	CROSS FROM BYLINE	CROSS HIGH	CROSS LOW	CROSS BLOCKED
1	R. Agger	24 / 20	84	10 / 6	0 / 0	0 / 0	0 / 0	0	0	0	0
2	J. Vetter	54 / 43	80	12 / 9	4 / 1	0 / 0	0 / 0	0	0	0	0
10	C. Gandrup	34 / 23	68	1 / 0	5 / 1	1 / 0	3 / 1	2	2	1	0
11	M. Ebbensgaard	19 / 17	90	0 / 0	1 / 1	0 / 0	3 / 2	2	2	1	0
9	A. Bøgh Pedersen	27 / 18	67	1 / 1	3 / 0	6 / 3	6 / 2	1	3	3	0
7	K. Sønderby Kusk	26 / 21	81	1 / 1	1 / 1	1 / 0	2 / 0	0	0	2	0
8	M. Kjellerup Andersen	24 / 18	75	2 / 2	1 / 1	1 / 0	5 / 1	2	3	0	2
12	S. Reventlow Mourier	34 / 31	92	3 / 2	0 / 0	0 / 0	0 / 0	0	0	0	0
3	O. Rømer Møller	31 / 23	75	5 / 4	1 / 0	0 / 0	2 / 0	1	0	2	0
6	S. Damgaard	28 / 23	83	7 / 5	1 / 0	0 / 0	1 / 0	0	1	0	0
4	S. Trier Jakobsen	50 / 39	78	11 / 6	2 / 1	0 / 0	0 / 0	0	0	0	0
13	L. Kjeldgaard	2 / 1	50	0 / 0	0 / 0	0 / 0	0 / 0	0	0	0	0
5	S. Thorhauge Borup	7 / 5	72	1 / 0	1 / 0	0 / 0	0 / 0	0	0	0	0

## MATCH REPORT GUIDE

## SECTION 1

**AVERAGE POSITIONS**

Players position is calculated on an average detected point which takes into consideration every kind of action, including those with no ball possession.

White-filled circles are substitutes indicators.

Players whose jersey number is not provided are identified with an increasing negative number.

## SECTION 2

**GENERALS****Average position**

It shows the barycentre of the team, considering the average place of its actions.

**CONSTRUCTION****Actions started by goalkeeper**

It considers all the actions started by the goalkeeper. It will be considered as a single one even if inside the same action he is involved more than once before the ball crosses the halfway line.

**Long pass**

Number of throws beyond the halfway line.

**Low**

Number of throws to a fellow teammate inside his half of the field.

**Right**

Number of actions crossing the halfway line in the right side.

**Left**

Number of actions crossing the halfway line in the left side.

**Center**

Number of actions crossing the halfway line in the central area.

**Failed**

Number of actions stopped before crossing the halfway line.

**ATTACKING PLAY****Actions finalization**

It shows team offensive dangerousness and the way it is carried out.

**Shot from outside of penalty area**

Number of team shots from outside the penalty area.

**Crosses**

It shows how many finalizations are completed straight after a cross from the flanks.

**Build-Up play**

It shows how many finalizations are completed straight after a build-up play.

**Long ball**

It shows how many finalizations are completed straight after a long ball.

**DEFENSIVE****Final Third Entries**

Number of times the opponent team plays the ball between the halfway line and the penalty area.

**Fouls near the box**

Number of fouls committed by the team nearby its penalty areas

## SECTION 3

**TERRITORIAL COVERAGE****Ball possession recovery**

It only takes into consideration the actual number of ball possession recoveries, even if temporary. Recoveries caused by opponents mistakes are not considered (i.e. ball kicked out of the pitch by the opponent).

## SECTION 4

**DUELS****Attacking duels**

Number of duels carried out when the team has ball possession.

**Defensive duels**

Number of duels carried out when the opponent team has ball possession.

## SECTION 7

**PASSES**

Players position is calculated on an average detected point based on the position occupied, considering every kind of action, including those with no ball possession.

Lines connecting players show the number of passes. The thicker is the line, the higher is the number of passes between each other.